

Phosphorus Addition at sp^2 Carbon

Robert Engel, City University of New York, Queens College, Flushing, New York

1. Introduction

In recent years a renewed interest in the synthesis of organophosphorus compounds has appeared. This has been the result principally of the development of new applications of materials bearing a carbon–phosphorus linkage for chemical synthesis, biological regulation, and a variety of industrial uses.

In chemical syntheses the phosphoryl function has been found to be of great utility as an activator for two major categories of transformations. The first of these is the generation of new carbon – carbon double bonds through the phosphoryl-stabilized anion modifications of the Wittig reaction. (1-7) For these reactions, the phosphoryl function increases the acidity of the hydrogen of the carbon attached to phosphorus and, after addition to a carbonyl linkage, is usually eliminated as a water-soluble byproduct. Alternatively, the initially formed phosphonate anion may be used as a nucleophile in a substitution reaction leading to a derived phosphonate product having its own synthetic utility. (8, 9)

In the second category of transformations an appropriately functionalized phosphonate reacts at the carbon attached to phosphorus to give products that can be envisioned as resulting from reaction of an electrophilic substrate with a carbonyl group of inverted polarity. (10-12) The phosphoryl function, which is generally eliminated in the formation of the target material, facilitates these “umpolung” reactions that could not be accomplished directly with a parent material bearing the simple carbon – oxygen double bond.

With regard to biological applications, the synthesis of organophosphorus compounds has been of interest for several reasons. Among these is the discovery in a variety of organisms of naturally occurring compounds bearing the carbon – phosphorus bond. Phosphonomycin (13) and aminoethylphosphonic acid (14) are two well-known examples of such compounds. It has also been recognized that phosphonates may be capable of perturbing metabolic processes normally involving phosphates of similar structure. (15) In addition, materials with other metabolic regulatory capabilities have been found. (16, 17) As a result, there have been not only syntheses of many new organophosphorus compounds but also the development of improved methods for such syntheses.

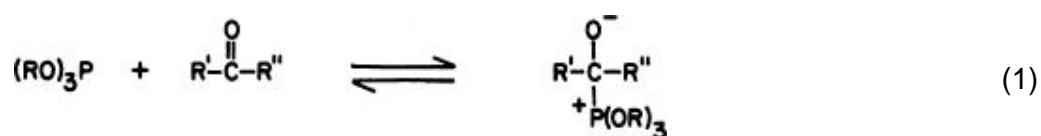
The review presented in this chapter is concerned with one approach to carbon – phosphorus bond formation that is particularly significant for the aforementioned applications, specifically the addition of a (formally) trivalent phosphorus ester or amide to an unsaturated carbon linkage under polar reaction conditions. Reactions of a variety of types of phosphorus reagents with simple carbonyl compounds, imines, and other related

polar unsaturated carbon functions, as well as conjugate addition reactions, are reviewed.

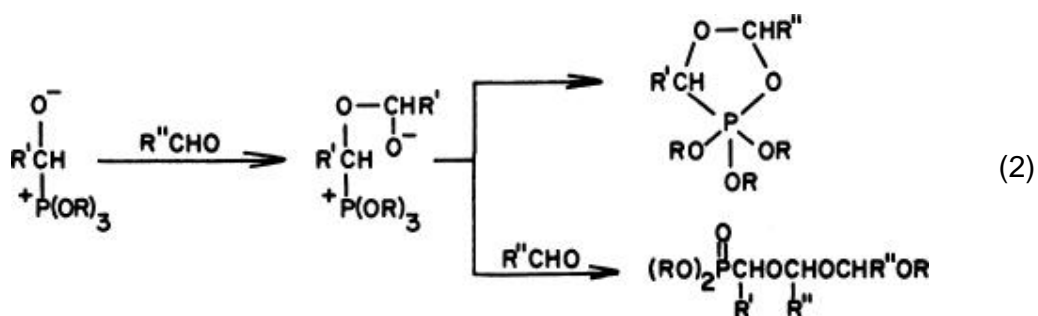
2. Mechanism

The addition reaction of fully esterified trivalent phosphorus acids at unsaturated carbon necessarily involves at least two steps: (1) formation of the carbon — phosphorus bond and (2) removal of an ester function to generate the phosphonyl linkage. Other nonproductive reactions may, of course, accompany these steps.

With addition to simple carbonyl groups, the first of these steps occurs readily, although reversibly (Eq. 1). [18–19](#)



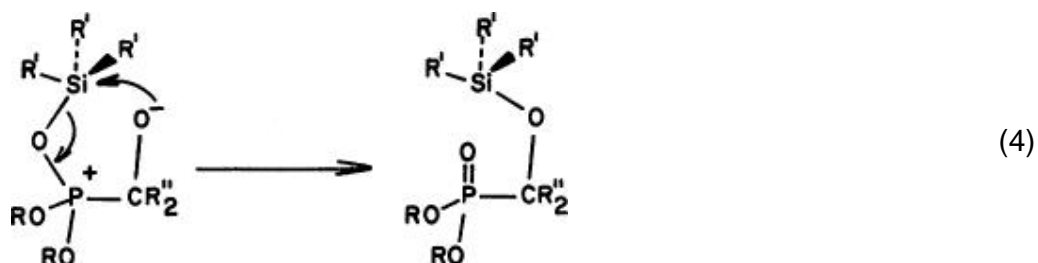
Unless stringent conditions are used, however, the second required step does not occur. A favorable trajectory for intramolecular dealkylation cannot be attained, and the starting reagents are regenerated. [\(20\)](#) The isolation and characterization of further adducts of trialkyl phosphites with more than one molecule of reactive aldehyde are indirect evidence for the intermediacy of the tetrahedral zwitterionic adduct. The oxygen anion attacks a second carbonyl carbon leading to either a cyclic phosphorane or some other linear product of dealkylation (Eq. 2). [\(18, 21–29\)](#)



Under conditions of high temperature and pressure, the concentration of the tetrahedral zwitterionic intermediate is sufficiently high that dealkylation can occur in an intermolecular fashion (Eq. 3). [\(30\)](#)



With silyl esters of the trivalent phosphorus acids, front-side displacement ($\text{S}_{\text{M}} - \text{Si}$) (31) is possible for intramolecular desilylation, and the total addition reaction can proceed under relatively mild conditions (Eq. 4).



In the presence of a hydroxylic solvent, proton abstraction by the intermediate followed by alkoxide anion dealkylation yields the stable product.

In Michael-type addition reactions with α , β -unsaturated compounds, initial attack by phosphorus is on the β -carbon atom. (32) If the β -carbon site is severely hindered, as in progesterone, no formation of adduct can be observed. (33) Completion of the reaction with phosphonyl bond generation is accomplished by routes entirely analogous to those with addition at the carbonyl carbon.

With phosphorus reagents bearing a single acidic site, other complications in the mechanism of addition might be contemplated. However, the addition to carbonyl carbon appears to be a simple "aldol" type with phosphorus attaching directly to carbon. Isotopic labeling studies indicate that this addition occurs without any exchange of oxygen between carbon and phosphorus. (34)

3. Scope and Limitations

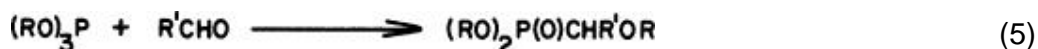
In recent years the synthesis of organophosphorus compounds via phosphorus addition reactions at unsaturated carbon atoms has been undertaken for a variety of purposes. In addition to those instances in which the resulting carbon–phosphorus compound (ester or free acid) is the ultimate target, the organophosphorus functionality (carbon–phosphoryl) may also be used as a tool for further synthetic purposes. The phosphoryl entity so introduced is removed in the generation of a further target species. The variety of reactions useful for the preparation of these materials is discussed in this chapter. While the present discussion is concerned primarily with the developments since 1970, some important earlier work is also considered.

3.1. Nature of the Phosphorus Reagent

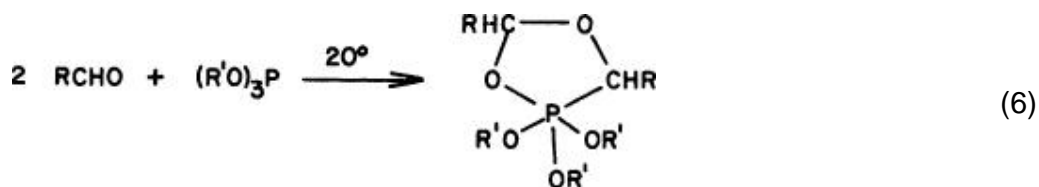
Initial investigations of the addition of trivalent phosphorus to unsaturated carbon were performed with the use of either trialkyl or dialkyl phosphites (esters of phosphorous acid). (30, 35) In recent years, however, the use of other derivatives of phosphorous acid, particularly silylated species, has greatly expanded the synthetic utility of the reactions. The variability possible in the structure of the phosphorus reagent permits great versatility in the preparation of particular target species. The utility of each type of reagent is discussed.

3.1.1.1. Fully Esterified Trivalent Phosphorus Acids

The initial work concerning the addition of a phosphorus triester to a π -bonded electron-deficient carbon involved the treatment of simple aliphatic aldehydes with trialkyl phosphites. (30) Heating of the reaction mixture in a sealed tube at 70–100° for several hours results in the formation of the α -alkoxyalkylphosphonate diesters. In the absence of any other electrophilic species, the anionic oxygen generated from the initial carbonyl function reacts with a quasi-phosphonium site and thus becomes alkylated (Eq. 5).

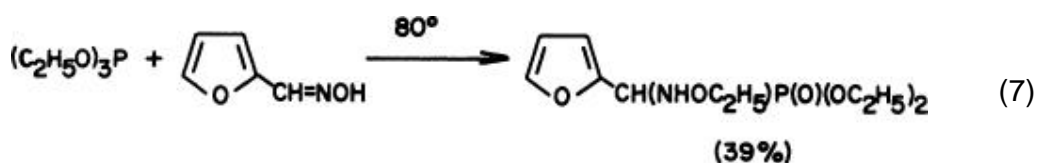


Significantly milder reaction conditions may be used to generate the α -hydroxyalkylphosphonates from aliphatic aldehydes. Trialkyl phosphite additions to aliphatic aldehydes under milder conditions result in the formation of 2,2,2-trialkoxy-1,4,2-dioxaphospholanes (Eq. 6). (18)

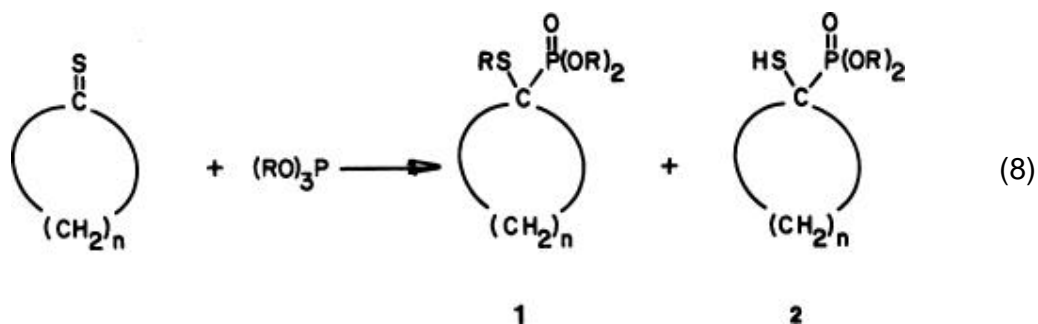


These materials, formed by reaction of a 1:1 adduct (phosphorus initially attacking at carbon) with a second molecule of aldehyde, are rapidly hydrolyzed to generate the α -hydroxyalkylphosphonates. Reactions of trialkyl phosphites with aromatic aldehydes (21) proceed by initial attack of phosphorus on the carbonyl oxygen (36-41) with the formation of 1,3,2-dioxaphospholanes and the generation of a new carbon — carbon bond. (42) The simple α -hydroxyalkylphosphonates are thus not generated with these reagents.

A facile dealkylation of the quasi-phosphonium intermediate from a trialkyl phosphite is observed in the reaction with an oxime (Eq. 7). (43) Here, the phosphonate bearing an ethoxyamino function at the α position is isolated.

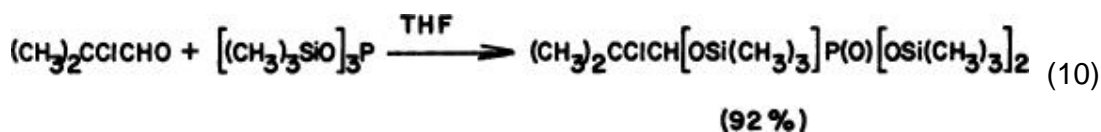
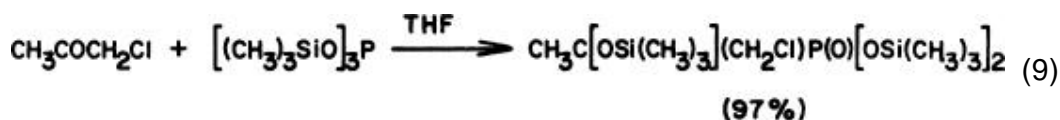


Reaction between a trialkyl phosphite and thiocarbonyl compounds also results in dealkylation of the quasi-phosphonium intermediate by either displacement or β -elimination routes (Eq. 8). (44)

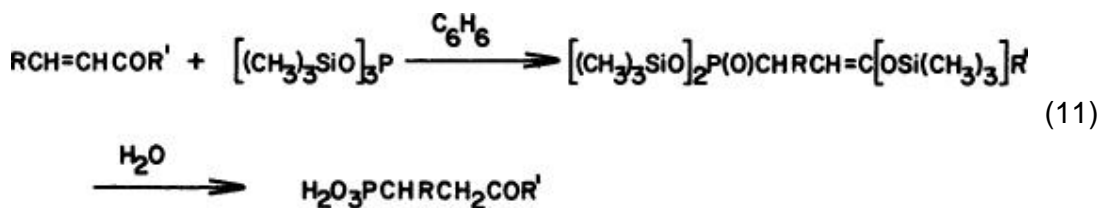


When R = methyl, only the displacement product **1** is observed. Use of triethyl phosphite affords mixtures of **1** and **2**, along with ethylene. When triisopropyl phosphite is used, the formation of **1** becomes totally suppressed, and only the free thiol product is observed.

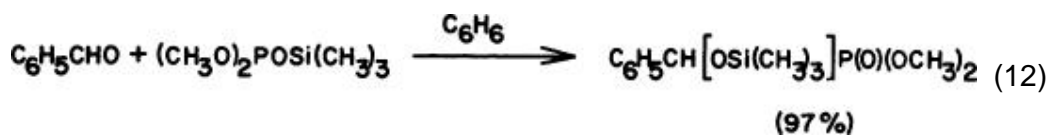
The use of silyl phosphite esters results in rapid “dealkylation” of the quasi-phosphonium intermediate with generation of an O-silyl ether. Thus a significant versatility to the reaction is observed. For example, the reaction of tris-(trimethylsilyl) phosphite (45, 46) with α -haloaldehydes (47) and ketones (47) gives the bis(trimethylsilyl) α -trimethylsiloxyalkylphosphonates in excellent yields (Eqs. 9 10). When this reaction is followed by the addition of a hydroxylic solvent, the α -hydroxyalkylphosphonic acids can be isolated directly. (48)



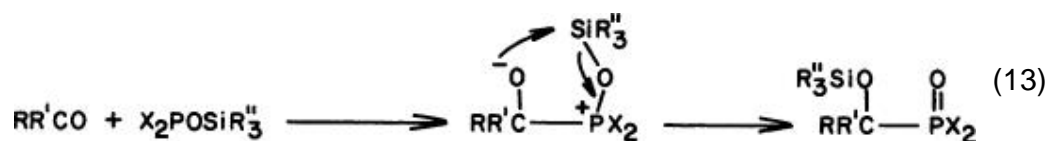
Similar results are observed with the use of tris(trimethylsilyl) phosphite for conjugate addition reactions (hydrophosphinylation). (49) Initial addition occurs in moderate to good yield (75–84%) with α , β -unsaturated ketones, followed by nearly quantitative hydrolysis to the free γ -ketophosphonic acids (Eq. 11).



With mixed silyl esters of phosphorous acids, the silyl function is exclusively transferred to the α -oxide anionic site (Eq. 12). (10, 50, 51)



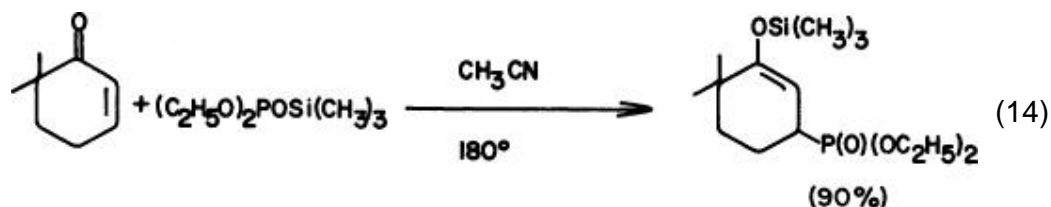
This result is observed when the additional functionality about phosphorus is either ester or amide and presumably occurs by the intramolecular pathway shown in Eq. 13.



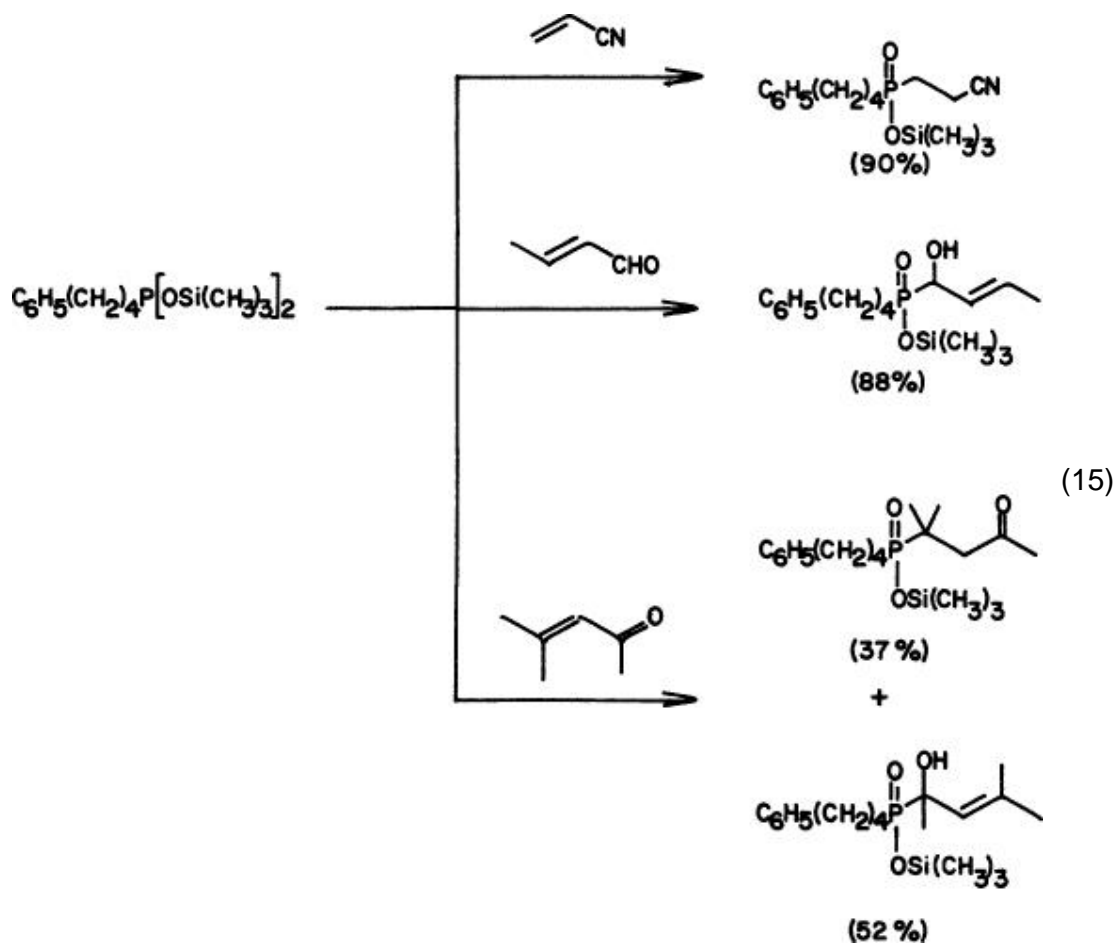
Ready entrance is thereby gained to either the α -hydroxyalkylphosphonate diester, by simple hydrolysis of the silyl ether, or the α -hydroxyalkylphosphonic acid by further treatment with trimethylsilyl halide. (52, 53)

The use of fully esterified phosphorous acid species in which one or more of the linkages is a silyl ester provides chemistry significantly different from that of trialkyl phosphites. Diketones, (54) ketoesters, (54) and trifluoromethyl ketones (54, 55) exhibit “anomalous” reaction with trialkyl phosphites but give carbonyl–carbon adducts with the silylated reagents. (54, 56-60)

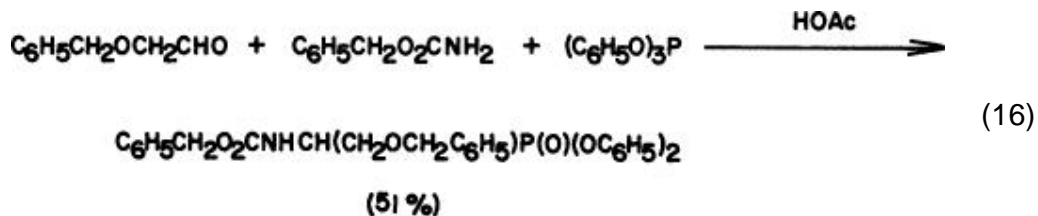
In conjugate addition reactions involving mixed silyl ester reagents (Eq. 14), (51, 61, 62) it is again only the silyl function that is transferred, although mixtures of conjugate and carbonyl (1,4 and 1,2) products are occasionally obtained.



For example, in the reaction of phosphonites generated *in situ* from the phosphonous acid with trimethylchlorosilane or *N*, *N*-bis(trimethylsilyl)acetamide, complete 1,2 addition is observed with aldehydes, and complete 1,4 addition with esters and nitriles, but mixtures are obtained with ketones (Eq. 15). (63)

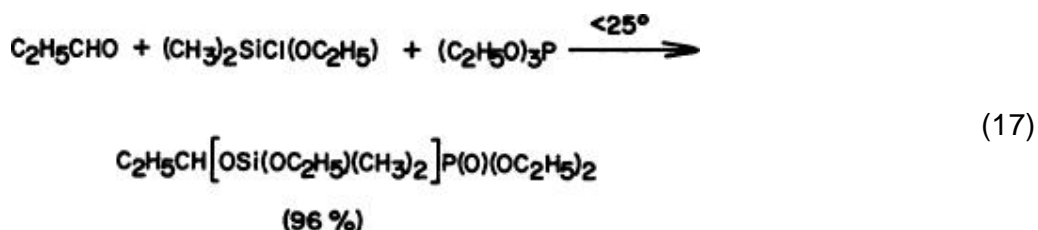


Aromatic esters, such as triphenyl phosphite, do not undergo intramolecular attack to complete the reaction. Instead, a proton source, generally acetic acid, is used in the reaction mixture to generate the α -hydroxyalkylphosphonate diaryl ester. For example, triphenyl phosphite in acetic acid readily undergoes reaction with the imine generated *in situ* from benzyl carbamate and benzyloxyacetaldehyde to form diphenyl 1-benzyloxycarbonylamino-2-benzyloxyethylphosphonate in 51% yield (Eq. 16). (64)



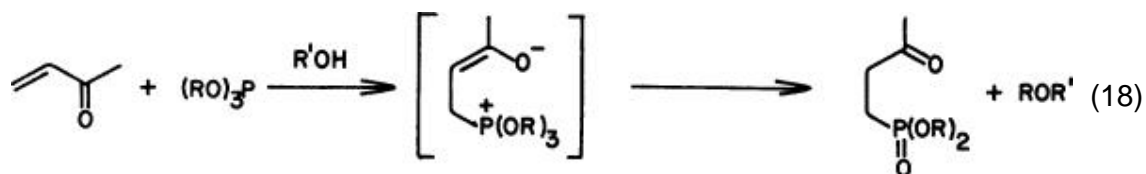
This represents a particularly convenient method for generating such aromatic esters. An advantage of the phenyl esters is that they are quite stable to ordinary hydrolytic ester cleavage conditions but are subject to hydrogenolysis readily with platinum catalyst at atmospheric pressure. (65, 66)

A convenient approach to the preparation of the dialkyl α -hydroxyalkylphosphonates utilizes the trialkyl phosphite with an intermolecular silylation trap of the intermediate oxide anion (Eq. 17). An equivalent amount of the silyl chloride is used with the aldehyde and trialkyl phosphite. (67)

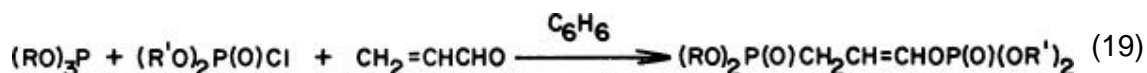


At the relatively low temperatures used (<25°), reaction of the silyl chloride with the intermediate oxide anion is much faster than with the phosphoryl oxygen of the product phosphonate. The latter would lead to ester cleavage. Moreover, it should be noted that the silyl halide does not undergo reaction with the trialkyl phosphite under these conditions. Such a reaction would generate a mixed silyl phosphite ester capable of yielding the same overall products. (51) With substrates capable of undergoing conjugate addition reactions, either trialkylsilyl chlorides (51, 63, 68) or *N,N*-bis(trimethylsilyl)acetamide (63) can be used as added silyl-trapping reagents. This approach is of particular value for the generation of reagents for reversing the normal polar reactivity characteristics of carbonyl groups (umpolung). (61, 69, 70)

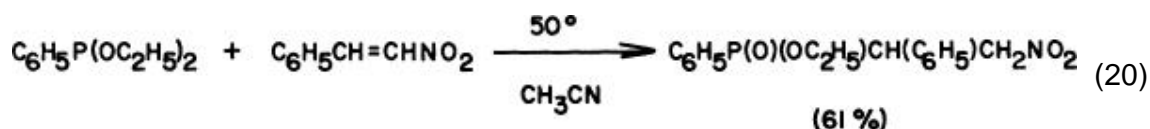
In conjugate addition reactions using trialkyl phosphites, added hydroxylic reagents are needed both for supplying a proton to the enolate functionality of the intermediate and for performing the displacement at the quasi-phosphonium site (Eq. 18). Although ethanol has been used for this purpose, (33) *tert*-butyl alcohol (71, 72) and phenol (33) appear to provide better yields of clean product.



Finally, phosphoryl chlorides in equimolar amount with the trialkyl phosphite in benzene solution can be used to trap the intermediate enolate, generating enol phosphate esters by reaction at oxygen (Eq. 19). (73)



In addition to the phosphites as noted above, mixed ester–amide species can be used in these addition reactions. For example, diethyl anilinophosphinate undergoes addition to *N*-(*p*-chlorophenyl)maleimide. (74) On aqueous workup the phosphonate diethyl ester is isolated, which is identical to that formed with the use of triethyl phosphite. Similarly, fully esterified forms of lower-oxidation-state trivalent phosphorus undergo these reactions. Diethyl phenylphosphonite gives conjugate addition as readily to β -nitrostyrene as do trialkyl phosphites (Eq. 20). (75)



With mixed alkyl esters of the trivalent phosphorus acids, product mixtures may be obtained because of the loss of different alkyl functions from the quasi-phosphonium site. The relative tendencies of these alkyl esters to be removed has been measured by competition studies with the conjugate addition reaction of mixed trialkyl phosphites and acrylonitrile. (76) The tendency to be displaced is:



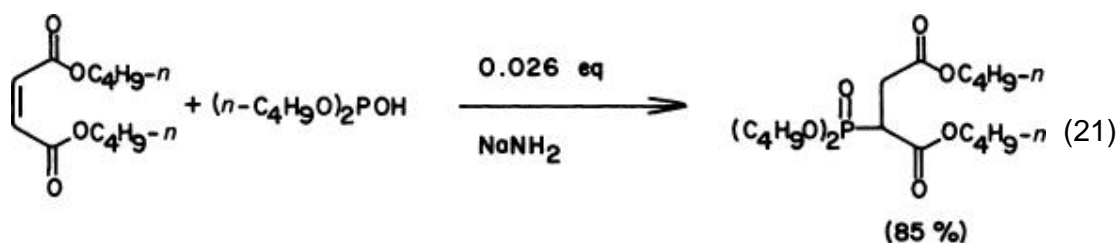
3.1.1.2. Monobasic Phosphorus Acid Esters

The addition of a monobasic trivalent phosphorus acid to a carbonyl carbon atom (or in a conjugate manner to an olefinic carbon atom) is easily accomplished with a wide range of basic reagents. In the earliest work, conjugate addition to several Michael-type acceptors was accomplished with the sodium salts of dialkyl phosphites. (77, 78) Reasonable yields can be obtained with either a catalytic or equivalent amount of the salt of the phosphorus acid. With each substrate, yields of the adduct phosphonate are highest with the use of dimethyl phosphite, decreasing slightly with other primary alkyl esters. Significant decreases in yield are found when secondary

alkyl phosphorus esters are used.

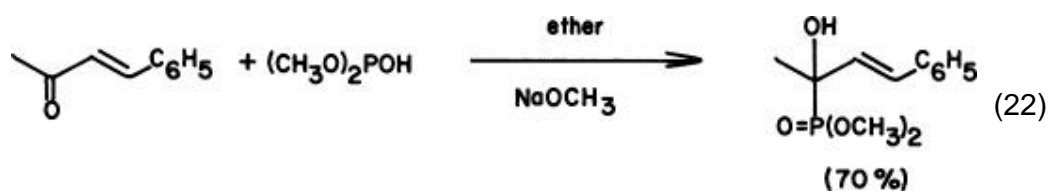
It was similarly noted in early investigations that α -hydroxyalkylphosphonates can be generated from saturated aliphatic aldehydes or ketones by this approach. (35) High yields of product are reported with the use of either an equivalent amount of the phosphorus acid salt or a catalytic amount of sodium or lithium methoxide with the phosphorus acid. However, stereochemical variations are noted with changing conditions in additions to 1,2:5,6-diisopropylidene-D-glucofuranos-3-ulose. (79)

Sodium salts of the monobasic acids are used quite conveniently in these addition reactions. While di-*n*-butyl phosphite alone undergoes addition to maleate esters poorly, formation of the sodium salt with catalytic amounts of either sodium amide or sodium metal results in formation of the monoadducts in good to excellent yields. (80) Similar results are obtained using dibutyl phosphite with maleate esters. (Eq. 21) (81)

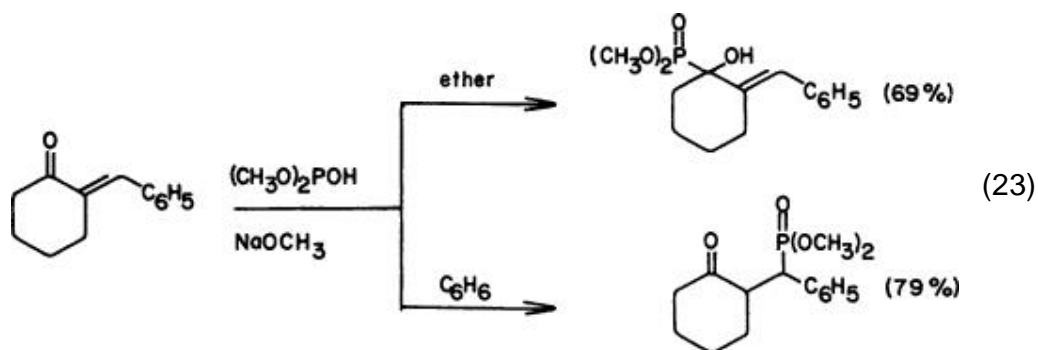


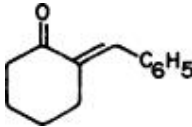
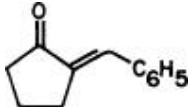
Sodium diphenylphosphinite, generated by reaction of sodium hydride with diphenylphosphine oxide in tetrahydrofuran, adds readily to the carbonyl carbon of acetone (82) and also participates in Michael-type additions to mesityl oxide (83) or ethyl vinyl ketone. (84) With crotonaldehyde, however, the conjugate addition route is bypassed for addition to the carbonyl carbon atom. The diphenylphosphinite anion reacts in a consistent manner independent of its mode of generation. Equivalent results are obtained in reaction with carbonyl compounds when it is generated by (1) sodium hydride reaction with diphenylphosphine oxide, (2) 3 equivalents of phenyl Grignard in reaction with diethyl phosphite, or (3) sodium iodide action on benzyl diphenylphosphinylformate. (82)

The sodium salt of dimethyl phosphite, generated with sodium methoxide in ether at ambient temperature, undergoes addition to the carbonyl carbon of benzalacetone (Eq. 22). (85) This result is in contrast to the use of other dialkyl phosphites in refluxing benzene with the same base, where Michael-type addition is reported. (86)

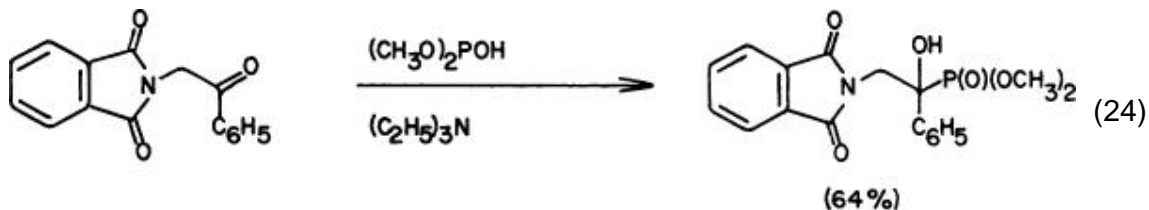


A similar solvent-dependent variation in the site of addition is observed in the reactions of several α , β -unsaturated ketones with dimethyl phosphite and sodium methoxide. Michael-type addition is observed in benzene solution, whereas carbonyl addition occurs in ether solution. (87) In ether solution, yields of carbonyl-addition product can be increased by changing the base to diethylamine, whereas use of triethylamine gives unfavorable results (Eq. 23). (87)

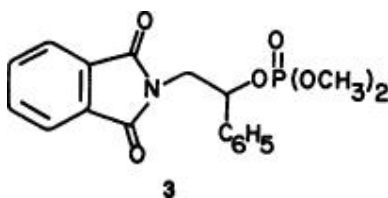


Carbonyl Compound	Base	Yield of I-Hydroxyalkylphosphonate (%)
	NaOCH ₃	69
	(C ₂ H ₅) ₂ NH	100
	(C ₂ H ₅) ₃ N	20
	NaOCH ₃	64
	(C ₂ H ₅) ₂ NH	100

A further divergence in reaction course is found in the synthesis of analogs of aminoethylphosphonate with the use of dimethyl phosphite with triethylamine or sodium methoxide (Eq. 24). (88)

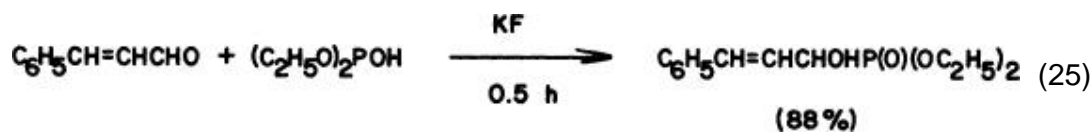


Moderate yields of α -hydroxyalkylphosphonates are obtained when triethylamine is used. However, use of sodium methoxide leads to the formation of a phosphate triester, **3**. (88)

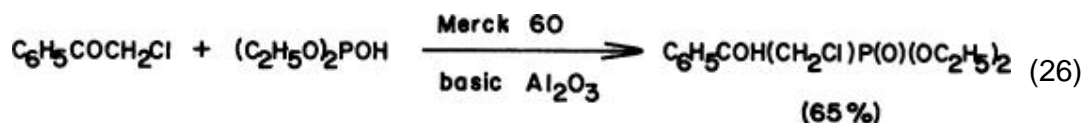


A variety of amines can be used to catalyze these additions. Significant levels of asymmetric induction in the product (80–85%) can be attained by using chiral amines such as quinine. (89, 90)

Two approaches involving heterogeneous reaction conditions provide moderate to excellent yields of carbonyl adducts. The first involves treatment of a mixture of aldehyde or ketone and the dialkyl phosphite with a five-fold excess of a fluoride salt (potassium or cesium) at room temperature (Eq. 25). (91)

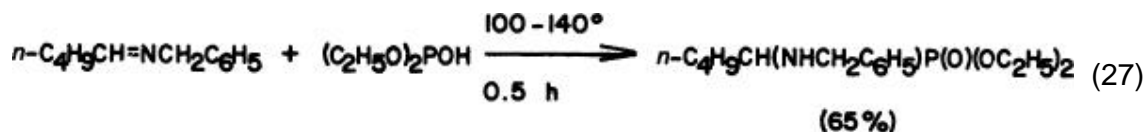


The second approach uses commercial basic chromatographic alumina as the catalyst (Eq. 26). (92)

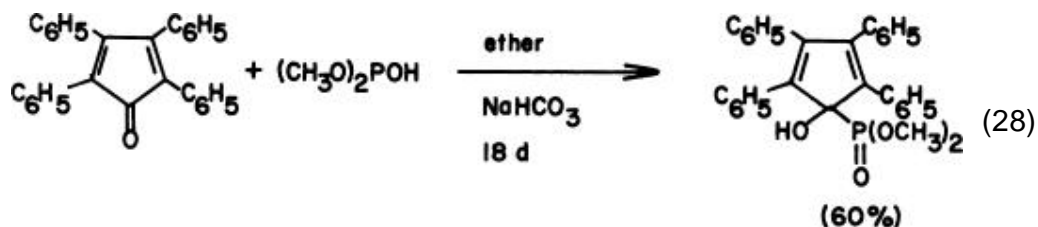


The major advantage of these procedures is the relatively simple experimental conditions involved. The product is removed from the insoluble catalyst by washing with an organic solvent followed by filtration. The principal limitation to the procedures is the inefficiency of the reactions when solid or highly viscous carbonyl compounds are used.

For addition reactions to imines with dialkyl phosphites or monoalkyl phosphonites, (94-96) it appears that the imine nitrogen is sufficiently basic to promote the reaction (Eq. 27).



Moreover, in some instances bicarbonate (97) or carbonate (98) can be used to promote dialkyl phosphite addition reactions with carbonyl compounds (Eq. 28).



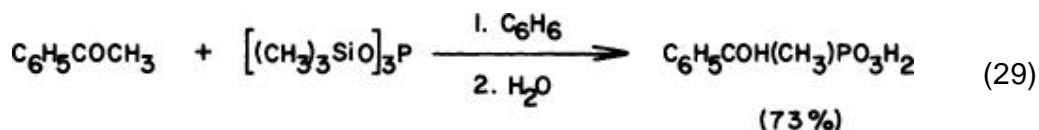
3.1.1.3. Silylated Phosphorus Reagents

The use of silylated phosphite reagents in polar addition reactions at unsaturated carbon has been noted earlier. However, the use of such reagents represents a major advance in synthetic approach. Therefore further discussion is given here.

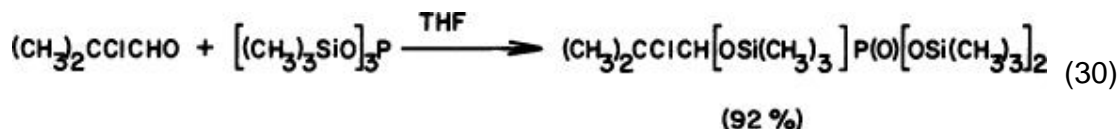
Several preparations of tris(trimethylsilyl) phosphite have been reported. (45-47, 99, 100) The most favorable method for producing tris(trimethylsilyl) phosphite of high purity and in good yield begins with the trisodium salt of phosphonoformic acid. (100) This salt, readily obtained in high purity, is decomposed to phosphorous acid of high purity, which is rendered anhydrous

and silylated by treatment with chlorotrimethylsilane.

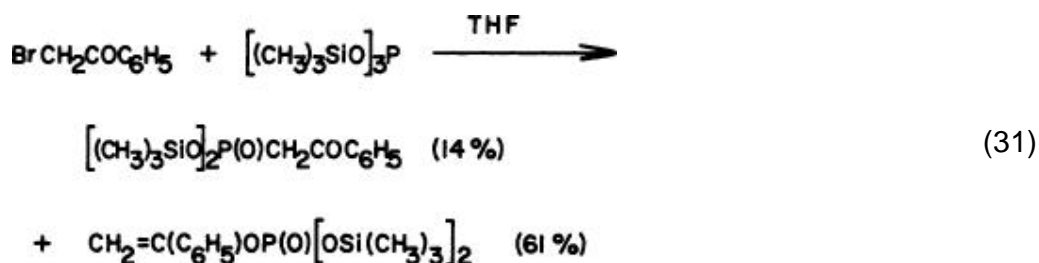
Tris(trimethylsilyl) phosphite readily undergoes polar addition reactions both at carbonyl carbon and in a conjugate manner with certain Michael-type acceptors. With simple aldehydes and ketones, addition at the carbonyl carbon proceeds in good to excellent yield and can be followed by near-quantitative conversion of the bis(trimethylsilyl) phosphonate to the free acid on water addition (Eq. 29). (49, 58)

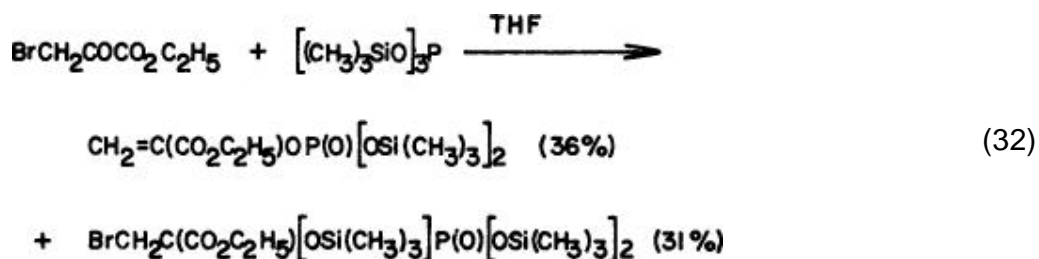


Variable results are found with α -halocarbonyl compounds. With aliphatic α -haloketones and aldehydes, the reaction proceeds exclusively at the carbonyl carbon to generate the α -trimethylsiloxyalkylphosphonate (Eq. 30). (48)

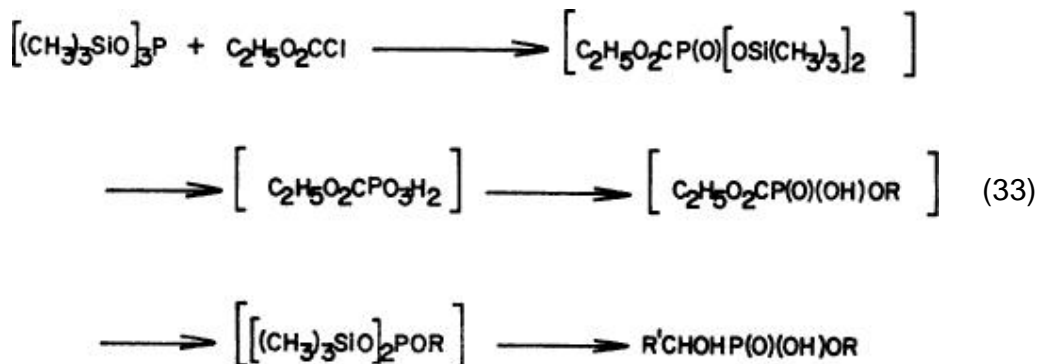


However, with α -haloaromatic ketones or carboxylates, product mixtures result from vinyl phosphate formation (Perkow reaction) (101-103) or direct halide displacement (Michaelis–Arbuzov reaction) (Eq. 31, 32). (47-49, 59, 104)



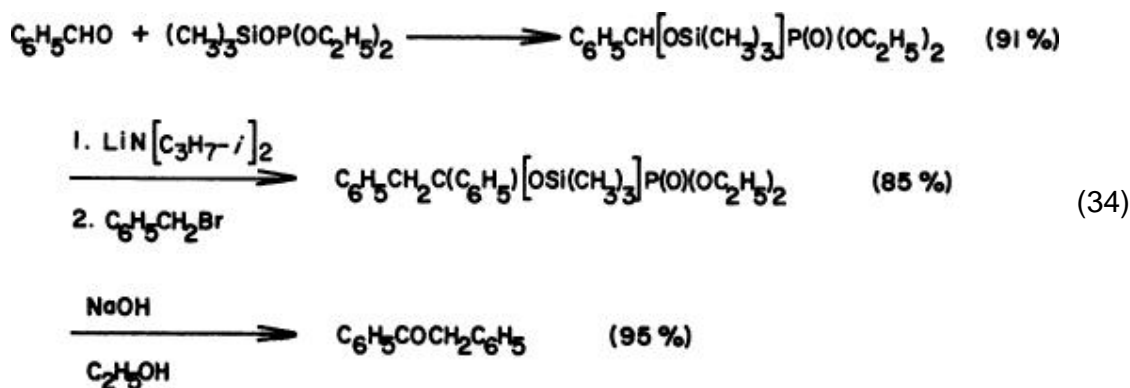


Monoesters of α -hydroxyalkylphosphonates, which otherwise can be generated only with significant difficulty, can be generated through use of this reagent. (100) The use of silyl ester linkages introduces the required selectivity into the sequence of hydrolysis, esterification, thermolysis, silylation, and addition, which would otherwise be extremely difficult. A convenient aspect of this route is the possibility of performing the entire sequence of reactions without isolation of intermediates (Eq. 33).



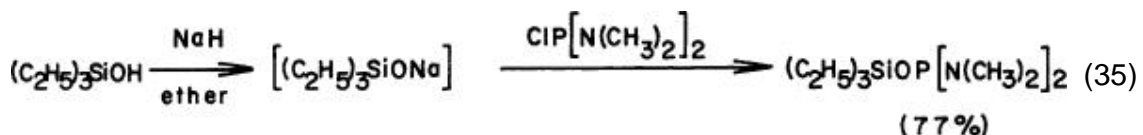
The trimethylsilyl dialkyl phosphites have been more thoroughly investigated for both carbonyl-carbon and Michael-type addition reactions. These reagents are prepared conveniently either by trimethylsilyl halide reaction with the salt of the dialkyl phosphite (47, 105) or with the dialkyl phosphite with a tertiary amine. (51, 106)

The carbonyl adducts of these monosilyl reagents have particular utility in the synthesis of ketones. They are generated, using the adduct as an acyl anion equivalent, by alkylation of the lithiated adduct followed by cleavage of the carbon-phosphorus linkage in basic medium. (12) For example, benzyl phenyl ketone is prepared in 74% overall yield from benzaldehyde (Eq. 34). (11)

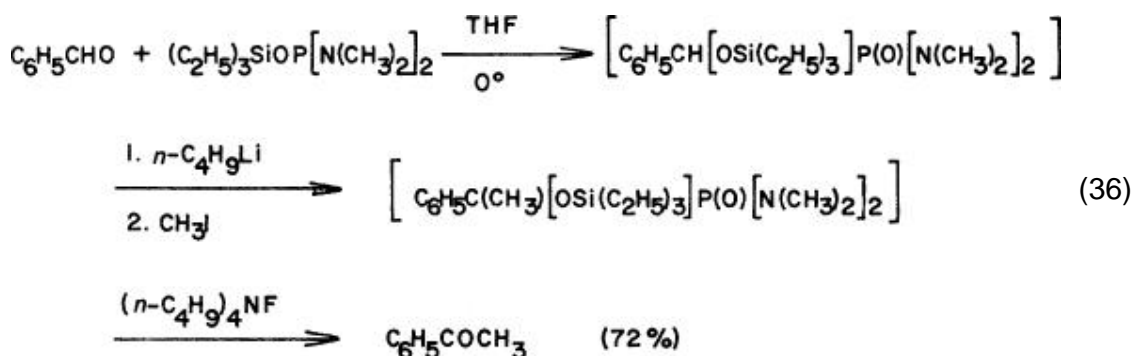


The fundamental utility of the monosilyl ester phosphites is that they can generate α -siloxyalkylphosphonates that are protected for immediate alkylation, but easily undergo selective removal of the silyl function for conversion to the α -hydroxy species and subsequent removal of the phosphorus function.

Of similar utility are the silylated phosphorodiamidites. These compounds, such as triethylsilyl *N,N,N',N'*-tetramethylphosphorodiamidite, are prepared by reaction of the silanoxide anion with the appropriate phosphorodiamido chloride (Eq. 35). (51)

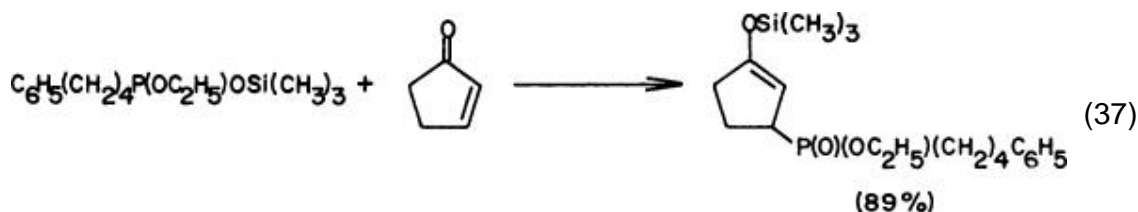


After reaction with an aldehyde, either by addition at the carbonyl carbon or in a Michael-type manner, these adducts also serve as acyl-anion equivalents. They are readily alkylated and are converted to the simple carbonyl products on treatment with tetra-*n*-butylammonium fluoride (Eq. 36). (10)

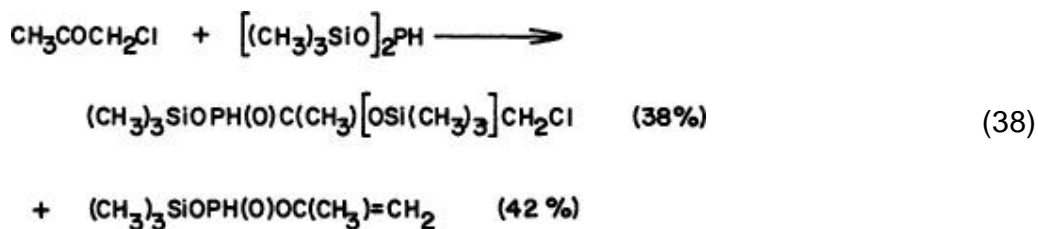


Mixed silyl aromatic phosphites have not been reported. They would be anticipated to have synthetic utility similar to the silyl alkyl phosphites and should provide an alternative route for generation of the free phosphonic acids.

Silyl esters of phosphonites would be anticipated to exhibit similar reactivity, although their utility for general synthetic purposes would be less because of the greater effort required for their preparation. Accordingly, little work has been done with such compounds. These compounds readily undergo conjugate addition to α , β -unsaturated esters, (63) nitriles, (63) ketones (Eq. 37), (63) and nitro compounds, (107) although the α , β -unsaturated aldehydes examined undergo addition only at the carbonyl carbon. (63)



The bis(trimethylsilyl) ester of the parent phosphonous acid adds to the carbonyl carbon of chloroacetone. However, the Perkow reaction is a significant competitive pathway (Eq. 38). (108)



The silyl reagent also undergoes conjugate addition to acetylenic and vinylic phosphonates in moderate yield. (109)

3.2. Nature of the Substrate

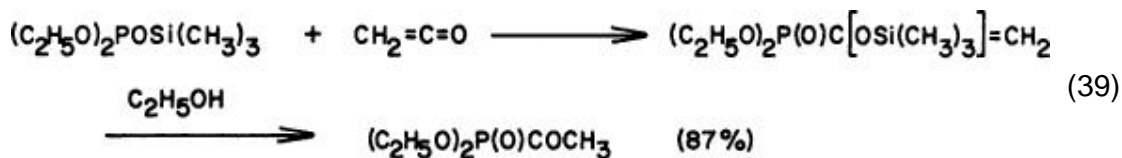
In most instances trivalent phosphorus reagents undergo addition reactions with polar unsaturated linkages, attacking as nucleophiles at electron-deficient sites. While the most common functionality undergoing such attack is the carbonyl linkage, others have been investigated and provide facile routes to organophosphorus compounds. The principal functionalities that undergo addition reactions are discussed here.

3.2.1.1. Simple Aldehydes and Ketones

Simple aldehydes and ketones undergo addition at the carbonyl carbon quite readily with the entire range of phosphorus reagents noted previously. While yields with either aldehydes or ketones are in the range of moderate to excellent, with a given phosphorus reagent aldehydes generally provide higher product yields than ketones of similar size and carbon skeleton. This is noted using fully esterified phosphorous acid reagents (49-51, 110, 111) as well as partially esterified acids with alumina (92) or alkali fluorides, (91) or as their anions. (35) Such observations are in keeping with the generally enhanced reactivity of aldehydes toward nucleophilic attack.

Similarly, increasing the normal polarization of the carbonyl functionality leads to improved product yields. (35) Thus the α -haloaliphatic ketones give excellent yields of carbonyl addition products, (47, 91) interestingly without any significant amount of vinyl phosphate ester (Perkow reaction). (101-103) However, the two reaction pathways appear to be competitive using either α -halopyruvates with tris(trimethylsilyl) phosphite, (48) or bis(trimethylsiloxy)phosphine with simple α -haloketones. (108) Clean addition to the carbonyl-carbon of α -halopyruvates can be obtained by using dialkyl phosphites with base, (112) mixed silyl phosphite esters, (113) or diphenylphosphine oxide. (114) Further, the α -haloaromatic ketones appear to form *only* vinyl phosphate esters with tris(trimethylsilyl) phosphite (48) but exhibit only addition at the carbonyl-carbon atom with the use of dialkyl phosphites with amines. (115) Although hexafluoroacetone gives 1,3,2-dioxaphospholanes with ordinary trialkyl phosphites, (55) simple addition generating the α -siloxyalkylphosphonates in excellent yields occurs when a silyl phosphite ester is used. (56, 57)

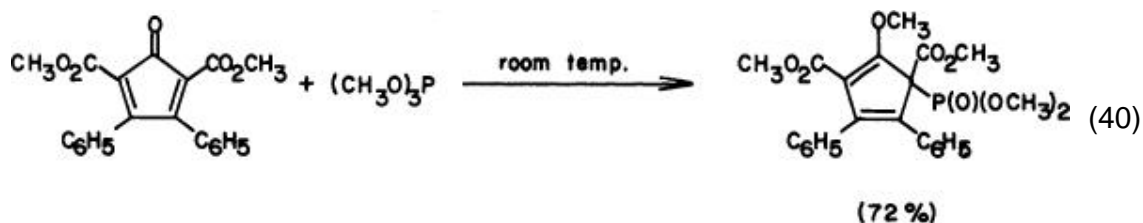
Compounds that bear a carbonyl group alpha to a carboxylate ester (pyruvate-related materials) readily undergo simple addition to the carbonyl carbon with the use of fully esterified trivalent phosphorus reagents, (58, 60) although the presence of an aromatic ring favors a further rearrangement. (60) The α -bromopyruvates give mixtures of products, including those of carbonyl-carbon addition and vinyl phosphate formation (Perkow). (59) Simple carbonyl-carbon addition occurs as well with the α -ketoesters, (50, 54) ketene (Eq. 39), (50) and isocyanates. (116) In the latter two instances the ultimate products correspond to those obtained by Michaelis-Arbuzov reaction of the acid halides. (117)



Although variations in yields among aliphatic and aromatic aldehydes (and ketones) are found, there appears to be no fundamental difference in the product yields attainable with each, except in reaction with trialkyl phosphites.

3.2.1.2. α , β -Unsaturated Aldehydes and Ketones

When an olefinic linkage is conjugated with the carbonyl function, Michael-type addition of the phosphorus reagent, as well as addition at the carbonyl-carbon atom, can occur. Both aldehydes and ketones react readily with trialkyl phosphites in a hydroxylic solvent to give the Michael-type addition products. (32, 33, 118, 119) Clear-cut differences in reactivity and product yield are not evident in comparison of aldehydes with ketones in this reaction. Often, the immediate product obtained is the ketal (acetal), the enol ether, or a mixture thereof rather than the free carbonyl compound. Isolation of the free carbonyl species is easily accomplished by treatment of the reaction mixture with aqueous acid. An interesting example of this is found in the reaction of trimethyl phosphite with 2,5-dicarbomethoxy-3,4-diphenylcyclopentadienone. The enol ether is formed exclusively by a 1,6-addition reaction (Eq. 40). (120)



Other substituted cyclopentadienones produce diverse products under a variety of conditions. (97, 121-124)

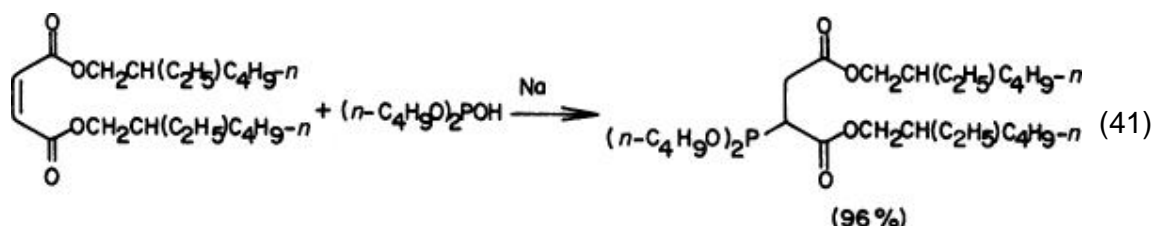
Pronounced differences in the chemistry of α , β -unsaturated aldehydes as compared to the ketones occur when the fully esterified phosphorous acid species contains one or more silyl functions. In reactions with dialkyl trialkylsilyl phosphites, these aldehydes undergo predominantly, if not totally, addition to the carbonyl-carbon atom. (51, 61, 111) However, the ketones react almost exclusively by conjugate addition. (51, 61, 111) Similar results are found with the use of either triethylsilyl *N,N,N',N'*-tetramethylphosphorodiamidite (51) or tris(trimethylsilyl) phosphite. (49) The use of trialkyl phosphites or other fully esterified phosphorus acid species with an added silyl chloride gives variable results with aldehydes, although ketones give only products of conjugate addition in good to excellent yield. (51) Silyl phosphonite esters also exhibit this diversity in reaction pathway with unsaturated carbonyl compounds. Aldehydes react exclusively at the carbonyl-carbon atom while ketones give conjugate addition products or mixtures. (63)

Unsaturated ketones give products of conjugate addition in moderate yields by reaction with dialkyl phosphite anions. (77, 78, 125) If reaction at more than one site is possible, phosphorus addition occurs at the less highly substituted carbon atom. (78) Unsaturated aldehydes exhibit carbonyl carbon or Michael-type addition with the anion of diphenylphosphine oxide, depending on the mode of generation of the anion. (82, 84) A solvent dependence is found for the reaction of sodium salts of dimethyl phosphite with unsaturated ketones. In ether solution, addition occurs only at the carbonyl-carbon atom whereas in benzene solution conjugate addition occurs. (87)

3.2.1.3. Other α , β -Unsaturated Compounds

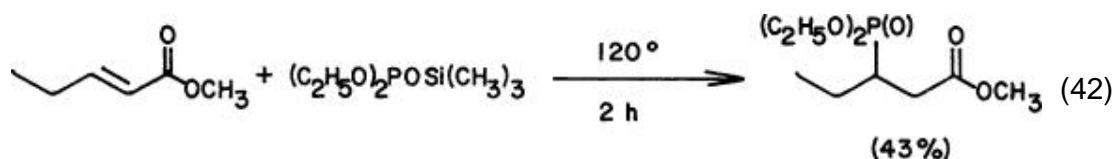
In addition to the α , β -unsaturated aldehydes and ketones, a variety of other types of compounds exhibit Michael-type addition of phosphorus esters. The most broadly investigated of these are the conjugated esters, although other carboxylate-related materials have been studied as well.

Maleate esters undergo conjugate addition of dialkyl phosphites in the presence of catalytic amounts of base to give the phosphonates in good to excellent yield (Eq. 41). (80, 81)



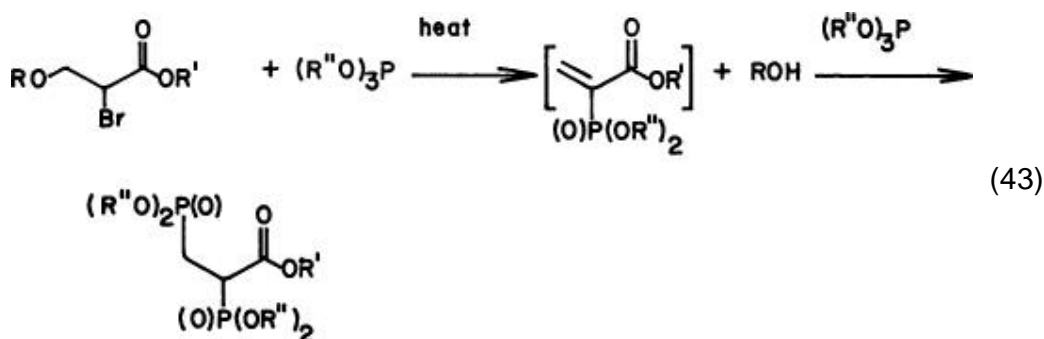
In the absence of base, generally sodium amide or sodium metal, only very poor yields of adduct are obtained. (80) Similar addition reactions occur with the use of secondary phosphine oxides with unsaturated monocarboxylates under basic conditions. (126) Maleimide and *N*-substituted maleimides also undergo Michael addition in the presence of phosphorous acid in the fully esterified (127) or diester–amide state. (74)

Esters of acrylic acid undergo hydrophosphinylation readily with salts of dialkyl phosphites, (128, 129) trialkyl phosphites in the presence of silyl halides, (68) or silylated phosphite species. (130, 131) Under the second set of conditions, acrylates substituted at either the α or the β position fail to react. (68) However, moderate yields of Michael-type adducts are obtained from such substrates using silylated phosphites (Eq. 42). (130)



Acrylonitrile and α -substituted acrylonitriles also react under all of these conditions to give conjugate adducts in moderate to good yield. (50, 76, 128, 132, 133) Acrylamide and related 2- and 3-substituted acrylamides undergo addition readily using dialkyl phosphites with added base. (134, 135) Moderate to good yields of the resultant 3-phosphonoamides are obtained. Hypophosphite monoesters similarly give products of addition to two molecules of acrylonitrile or acrylamide. (28)

When 2-bromo-3-alkoxypropionates are heated with an excess of triethyl phosphite, two competing processes occur. (136) The major route involves initial Arbuzov reaction to displace the bromide, followed immediately by elimination of alcohol. The resultant conjugated ester readily undergoes hydrophosphinylation to give 2,3-bisphosphonates in moderate yield (Eq. 43).

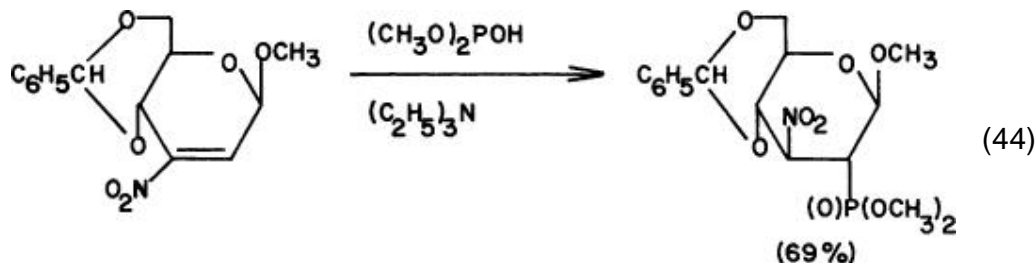


The minor competing route involves phosphite-induced elimination to form the acrylate, which then undergoes hydrophosphinylation to generate the β -phosphonopropionate.

Acrylic acid itself can be used in hydrophosphinylation with trialkyl phosphites, although the adduct isolated is the carboxylate ester. (137-139) Presumably the reaction proceeds by initial transesterification followed by addition of the resultant dialkyl phosphite to the acrylate ester. (137, 140) This approach also can be used with α - and β -substituted acrylic acids. (137, 140, 141)

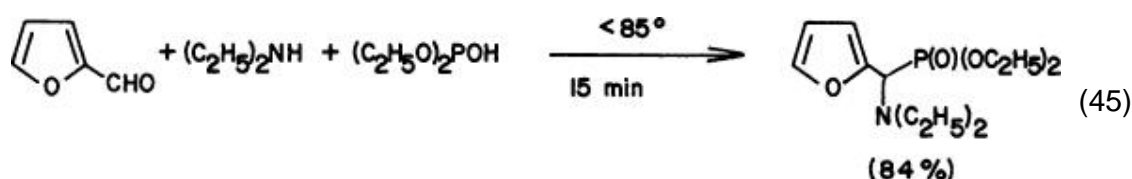
Nitroolefins react with fully esterified trivalent phosphorus species under protic conditions to give Michael-type adducts in moderate to good yield. (71, 72, 75, 107, 142-145) In some reactions organic nitrites are formed. (146, 147) Lower yields are obtained from acyclic nitroolefins with dialkyl phosphites and base, (75) but reasonable results are obtained with cyclic carbohydrate derivatives.

(148) In these latter systems, stereospecific *trans* addition is observed (Eq. 44).
(148)



3.2.1.4. Imines

The electron-deficient carbon atom of the imine linkage provides a site of reactivity completely analogous to the carbonyl linkage. The early reported method of Fields (94) involving dialkyl phosphite addition to either (1) preformed imines or (2) imines generated *in situ* (aldehyde + amine + phosphite) allows facile preparation of α -aminoalkylphosphonates bearing substitution on nitrogen (Eq. 45).



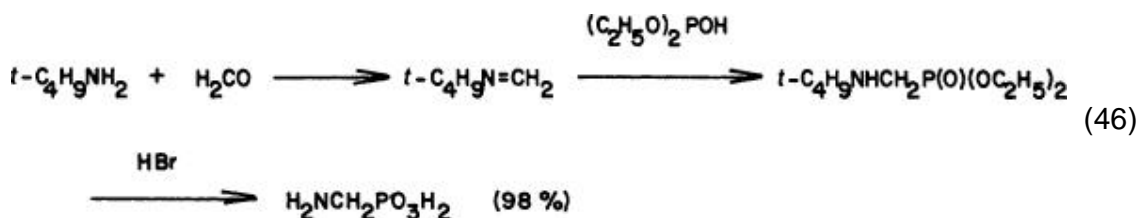
Excellent yields are obtained with aldimines or ketimines of primary or secondary aliphatic amines. This includes an extensive series of diaromatic ketones having the fundamental fluorenone-type structure. These ketones are used in the preparation of α -aminophosphonic acid analogs of morphactines; these compounds have activity as plant growth regulators. (149-151)
Aldimines and ketimines formed from primary aromatic amines also react under these conditions, but the yields are only moderate to good. (93, 97, 152-157)

The direct preparation of α -aminoalkylphosphonates without nitrogen substitution is possible by this general approach. (158-162) However, extremely stringent conditions (high temperatures, sealed tube) with the use of alcoholic ammonia are required, and only poor yields are obtained. Moderate yields (43–71%) are obtained when the aldimine hydrochloride–tin(IV) chloride complex (formed from the nitrile) is used with dialkyl phosphites. (163)

Since these target molecules have significant potential utility as analogs of α

-amino acids, alternatives for their synthesis are desired. Routes to these materials are available through the use of a variety of alkyl amines that may be cleaved readily to the primary amino function after the phosphorus addition reaction is accomplished. In one approach a benzylic amine, which can be hydrogenolyzed to the free primary amino function, is used. In addition to the simple benzyl group, (95) secondary (164) and tertiary (165-168) benzylic groups can be used. Chiral α -methylbenzylamine can be used for asymmetric induction in the preparation of optically active α -aminoalkylphosphonic acids. (164-169)

Of similar utility are the diimines formally derived from 1,1-diamines. These are produced by the condensation of three molecules of aldehyde with two of ammonia. Phosphonates and phosphinates bearing an α -amino function are produced in good to excellent yields from these species by acid hydrolysis following the phosphorus addition reaction. (170-172) Benzaldazine can be used in the same manner. (96) Imine formation using *tert*-butylamine prior to phosphorus addition also allows formation of the free primary amine product in excellent yield on acidic hydrolysis (Eq. 46). (173)



Finally, an oxime can be used with a dialkyl phosphite for preparation of the α -hydroxylaminophosphonate. (174)

Fully esterified phosphites (trialkyl or triaryl) are used principally in reactions in which the imine reagent is generated *in situ* from the aldehyde and a carbonic amide. With acetic acid as catalyst, moderate to good yields of the *N*-substituted α -aminoalkylphosphonates are isolated with ureas, (175, 176) thioureas, (177-180) and carbamates. (64, 181) The use of an acidic catalyst (glacial acetic acid or boron trifluoride etherate) facilitates the initial condensation reaction, which is inhibited by the basic trialkyl phosphites. Triaryl phosphites are not sufficiently basic to cause this inhibition. (175) With cyclic ureas (182) and unsubstituted urea or thiourea, (175) formation of diadducts occurs readily.

Simple aldimines can be used in reaction with fully esterified phosphites. The chiral aldimines from chiral α -methylbenzylamine react with tris(trimethylsilyl) phosphite to generate chiral α -aminoalkylphosphonic acids. (183) Optical purity of 90% can be obtained with good yield by a two-step procedure.

The nature of the imine reactions described might lead one to anticipate the possibility of a Mannich-type condensation occurring with (unesterified) phosphorus acids. This does occur with formaldehyde and phosphorous acid, although mixtures of mono- and diadducts on nitrogen are produced (Eq. 47). (29)



A report (184) that the corresponding reaction occurs with carbonyl compounds other than formaldehyde in aqueous media at low pH has been found to be in error. (185) However, direct addition of phosphorous acid to C-substituted imines does occur with heating in the absence of solvent (186) or with a nonprotic solvent, such as acetic anhydride. (187) The addition of hypophosphorous acid to *N*-substituted imines is of use in the preparation of 1-aminoalkylphosphonous acids as isosteric analogs of naturally occurring amino acids. (188)

The use of trivalent phosphorus acid chlorides for addition to imines is also possible for the preparation of this type of compound. (189-191) However, only moderate yields of the free acid are obtained by this method.

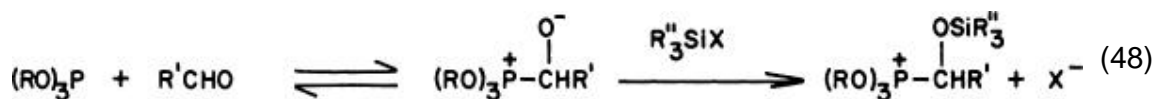
4. Comparison of Methods

This brief analysis of the carbon-phosphorus bond-forming procedures is divided into three parts. The first considers the syntheses of α -oxyphosphonates, with both free and masked hydroxyl groups. The second considers the approaches to phosphonates bearing a free α -amino group. Finally, conjugate additions generating phosphonates with an unsaturated functionality attached at the β position are reviewed.

4.1. α -Oxyphosphonates

The recent development of the use of silyl reagents in the addition of trivalent phosphorus to carbonyl carbon has provided the most efficient routes to α -oxyphosphonates and related materials.

Two distinct methods are available. The route most thoroughly investigated uses a silyl ester of the trivalent phosphorus acid, preformed by reaction of the acid with a silyl halide in the presence of base. For most systems using this route, reported product yields are greater than 80%. The use of trialkyl phosphites in the presence of silyl halides has been less thoroughly investigated. The role of the silyl halide here is not to attack the phosphite, but to intercept the initial adduct, silylating the oxide anion site (Eq. 48).



The reported yields using this method have generally been greater than 90%. A further preferential aspect of this latter method is its “one-pot” simplicity, bypassing the separate formation of the silyl-phosphorus ester.

Both of these methods result in the formation of α -siloxy products. The silyl ether linkage can be cleaved under relatively mild conditions to generate the free hydroxyl group or can be left in place to serve as a protecting function, such as by preventing carbon — phosphorus bond fission under basic conditions while other operations are performed.

If silyl reagents are to be avoided and the α -hydroxy product is desired directly, the use of fluoride salts with the dialkyl phosphite and carbonyl compound in the absence of solvent seems to be the most efficient method. (91) Generally high yields are reported for this method, and the workup is relatively simple. Its major deficiency is seen, however, if one or both of the reactants is solid. Difficulty in obtaining and maintaining reagent contact precludes efficient reaction. In such instances use of a catalytic amount of base (alkoxide ion)

with the dialkyl phosphite and carbonyl compound in a dipolar aprotic solvent can result in yields in excess of 90%, even with highly functionalized substrates. (192)

Hydroboration–oxidation of vinylphosphonates provides an alternative preparative route for α -hydroxyalkylphosphonates. The hydroboration of vinylic linkages directly attached to phosphorus proceeds regiospecifically with the attachment of boron (and subsequently oxygen) at the α position. (193, 194) Use of a chiral borane reagent can also provide stereospecific introduction of the hydroxyl group. (194) A major consideration for the use of this approach as a generally competitive method for the preparation of α -hydroxyalkylphosphonates is the difficulty associated with preparation of the appropriate vinylphosphonate. An additional step is involved compared with the direct carbonyl addition methods, assuming that the appropriate carbonyl compounds are available.

4.2. α -Aminophosphonates

The use of silyl reagents for the synthesis of this category of materials has been neither as extensive nor as successful as for the α -oxyphosphonates. Rather, variable yields are reported for the relatively few syntheses performed with silyl reagents.

The most efficient method, in terms of both product yield and ease of performance, involves the addition of the parent carbonyl compound to a mixture of the amine and dialkyl phosphite in the absence of solvent. (94) In most of the examples reported, yields greater than 80% are found, with primary aromatic amines giving only slightly lower yields than aliphatic amines. Interestingly, the use of preformed imines with dialkyl phosphites exhibits a greater variation in yield, often below 70%.

4.3. Conjugate Additions

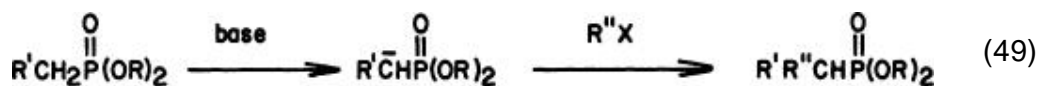
The use of silyl reagents again provides superior results for conjugate addition of trivalent phosphorus to carbonyl and related compounds bearing α , β unsaturation. Of the several techniques investigated, the use of a trivalent monobasic phosphorus reagent with a silylating agent results most consistently in yields greater than 80%. Generally, the phosphorus reagent is added to a mixture of the Michael acceptor, silyl reagent, and a tertiary amine. (63) Either the silyl–phosphite esters or trialkyl phosphites with silyl halides may also be used, but with variable results. (63)

If silyl reagents are to be avoided, the most efficient approach involves the use of a fully esterified trivalent phosphorus reagent in the presence of phenol. Alcohols can be used instead of phenol, but the yields are generally lower. The use of dialkyl phosphite with base in this type of reaction, although commonly reported, often gives low yields.

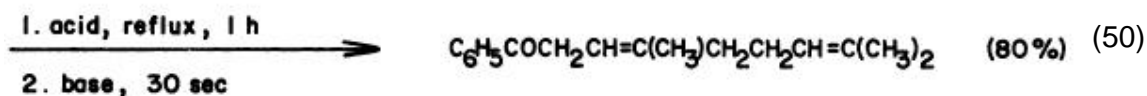
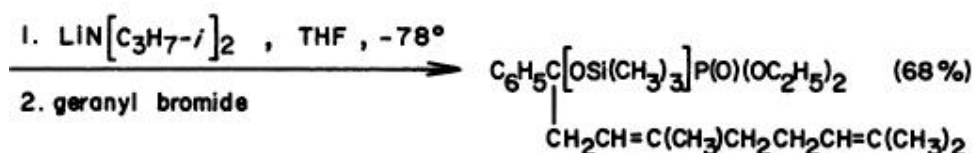
5. Synthetic Utility

The polar addition of trivalent phosphorus esters and amides to unsaturated carbon sites results in the formation of functionalized organophosphorus compounds with a variety of uses. These, as noted in the introduction to this chapter, include synthetic chemical, biological, and industrial applications. Further detail regarding application in synthetic chemistry is considered here.

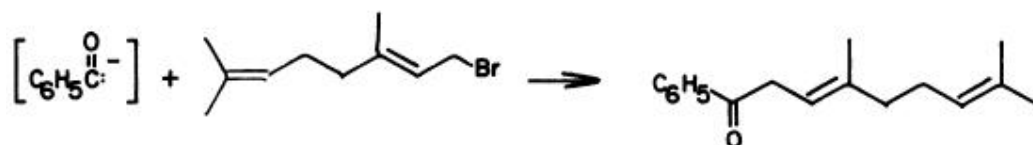
The utility of (α -functionalized) alkylphosphonates for further chemical syntheses has been a major driving force for the recent increased interest in their own syntheses. The phosphonyl function increases the acidity of the hydrogen at the carbon attached to phosphorus. On removal of the alpha proton with base, the resultant stabilized carbanion is capable of nucleophilic attack, including simple substitution reactions (Eq. 49). (9)



The presence of an oxy function at the α carbon further permits cleavage of the carbon — phosphorus bond once reaction as a carbanionic species has been completed. (12) Thus the products of phosphite addition at carbonyl carbon, the α -oxyphosphonates, can serve as synthetic equivalents of acyl anions, which are chemically equivalent to carbonyl functions of inverted polarity (umpolung). The simplicity of this characteristic is illustrated in the synthesis of geranyl phenyl ketone starting with benzaldehyde as the acyl source. (11) The α -siloxyphosphonate produced by addition of a silyl-phosphite ester to benzaldehyde is alkylated with geranyl bromide and deprotected, and the phosphorus component is removed to give the desired ketone. The overall result is as if the benzoyl anion had performed a simple displacement reaction on geranyl bromide (Eq. 50).



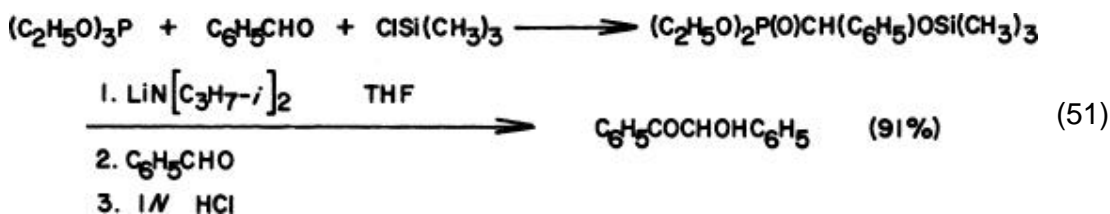
equivalent to



A wide variety of carbonyl reagents can be used in this type of reaction with alkyl and acyl halides. (11, 195-198)

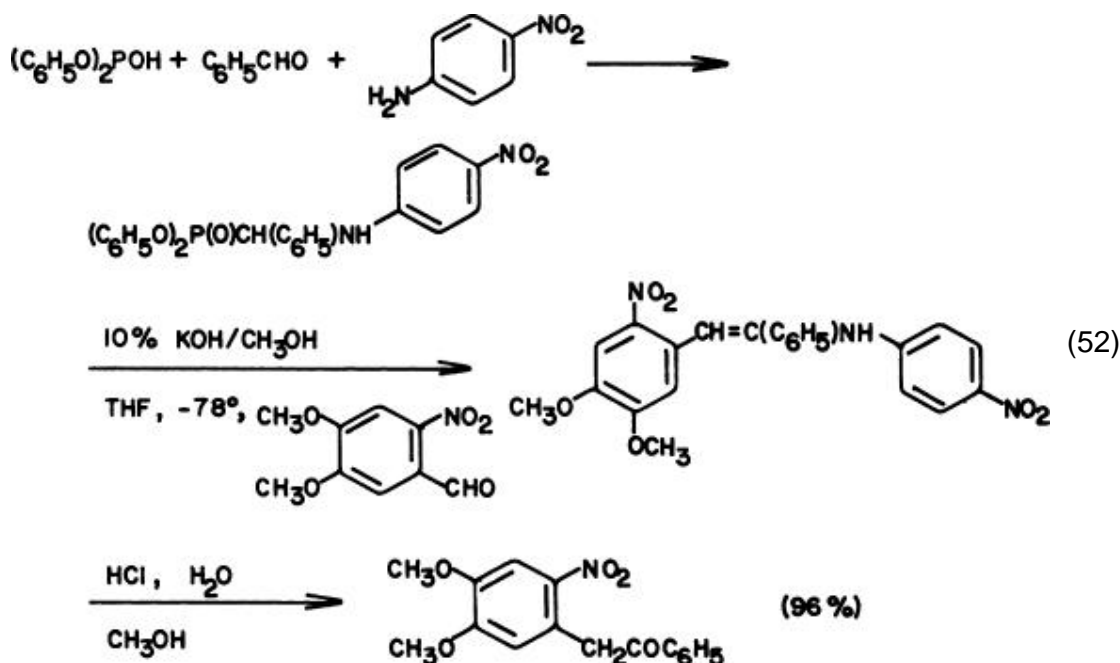
Stabilized anions can be generated as well from simple alkylphosphonothioates, α -chloroalkylphosphonates, or alkylphosphonamides that undergo reaction with carbonyl compounds by attacking at the carbonyl carbon. The adducts can at times be isolated or directly thermolyzed to generate alkenes, proceeding via a route akin to that involved in the Wadsworth–Emmons–Horner reactions. (5-7, 199)

The stabilized anions of α -siloxyphosphonates also undergo condensation reactions with carbonyl compounds. (69) However, with these compounds α -hydroxyketones are produced in high yield in a one-pot procedure. For example, 2 equivalents of benzaldehyde are converted to benzoin in 91% yield proceeding through the α -siloxyphosphonate (Eq. 51).



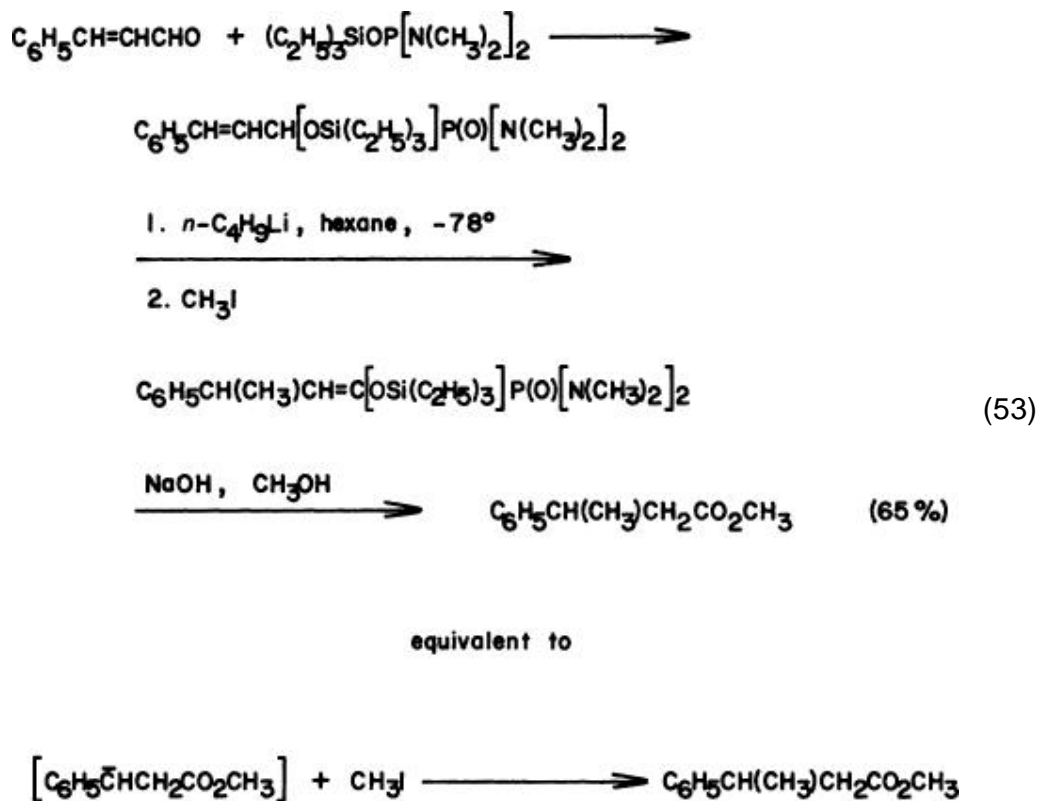
It is interesting that the intermediate adduct fragments via an acyclic route rather than through the cyclic route typical of Wadsworth–Emmons–Horner reactions. (1)

The Wadsworth–Emmons–Horner fragmentation route *is* observed in condensation reactions using the stabilized anions of substituted α -aminophosphonates. (93, 200) The resultant enamines can be isolated or hydrolyzed directly to the ketones (Eq. 52).



The α -oxyphosphonates are also convenient precursors for the α -chlorophosphonates, which act as chloromethylene donors in the Wadsworth–Emmons–Horner reaction. (199)

Carbonyl–carbon adducts of α , β -unsaturated aldehydes provide a further synthetic utility. The α -siloxyphosphonamides, on treatment with base, react with alkyl halides or carbonyl compounds at the α -carbon atom relative to phosphorus. The resultant silylated enol phosphonamides can then be degraded efficiently to the substituted carboxylate compounds (Eq. 53). (10)



A similar result is obtained starting with an allylic phosphate ester and base, proceeding through a phosphate- α -oxyphosphonate rearrangement. (201) Thus an unsaturated aldehyde can be functionalized to serve as a homoenolate anion equivalent. Triphenylphosphine also adds to α , β -unsaturated carbonyl compounds to generate products of use in this type of procedure. (202)

6. Experimental Procedures

The following experimental procedures illustrate the variety of reactions and reagents for carbon — phosphorus bond formation by nucleophilic addition to carbon. Particular attention is given to reaction systems involving silylated phosphorus reagents and the accompanying use of silyl halides with phosphorus reagents. Examples of Michael-type additions (hydrophosphinylation) are included, as well as additions to carbonyl and imino carbons.

6.1.1.1. *Diethyl 3-Trimethylsiloxy-2-cyclopenten-1-ylphosphonate (Hydrophosphinylation of an α , β -Unsaturated Ketone with a Silylated Phosphite Reagent)* (62)

Cyclopent-2-en-1-one (250 mg, 3.05 mmol) and trimethylsilyl diethyl phosphite (1.15 g, 5.48 mmol) (prepared from sodium diethyl phosphite and chlorotrimethylsilane) were dissolved in 10–15 mL of dry acetonitrile and placed in a sealed tube previously flushed with argon. The reaction mixture was heated at 80° for 12 hours in an oil bath. At the end of this period the tube was allowed to cool to ambient temperature, and the solvent was evaporated under reduced pressure. Removal of excess reagent was accomplished by Kugelrohr distillation at 50–70°/3–10 torr. Spectroscopically pure diethyl 3-trimethylsiloxy-2-cyclopenten-1-ylphosphonate was isolated as an oil (890 mg, 3.05 mmol, 100%). ¹H NMR (CDCl₃) δ : 0.25 (s, 9H), 1.20–1.35 (t, J = 7.5 Hz, 6H), 1.65–2.65 (m, 4H), 2.74–3.16 (m, 1H), 3.87–4.21 (quin, J = 7.5 Hz, 4H), 4.48–4.64 (m, 1H); IR (CHCl₃) cm⁻¹: 1620 (s), 1230 (vs), 1030 (vs).

6.1.1.2. *Diethyl Hydroxymethylphosphonate (Addition of a Phosphite Diester to an Aldehyde Catalyzed by Alumina)* (92)

Merck-60 neutral alumina (3 g) was added to a stirred mixture of diethyl phosphite (1.38 g, 10 mmol) and paraformaldehyde (0.3 g, 10 mmol). This mixture was heated at 100° for 1.5 hours and then allowed to cool to room temperature. The reaction mixture was extracted with dichloromethane (2 \times 25 mL), and the solvent was removed from the extract under reduced pressure to give pure diethyl hydroxymethylphosphonate (1.31 g, 78%) of bp 150°/0.3 torr. ¹H NMR (CDCl₃) δ : 1.35 (t, J = 7 Hz, 6H), 3.90 (d, J = 6 Hz, 2H), 4.16 (m, 4H), 4.37 (s, 1H); mass spectrum, m/z : 168.0553 (M⁺) (calculated 168.0551).

6.1.1.3. *Diphenyl 1-(N-Benzoyloxycarbonyl)aminoethylphosphonate (Addition of a Phosphite Triester to a Schiff Base Formed in situ)* (181)

A mixture of triphenyl phosphite (31.0 g, 0.10 mol), freshly distilled acetaldehyde (6.6 g, 0.15 mol), benzyl carbamate (15.1 g, 0.10 mol), and glacial acetic acid (15 mL) was stirred for approximately 1 hour until the

exothermic reaction subsided. The mixture was then heated at 80–85° for 1 hour followed by removal of volatile products on a rotary evaporator under reduced pressure by heating on a boiling water bath. The oily residue was dissolved in 180 mL of methanol and left for crystallization at –10°. The crystalline material was collected by filtration and recrystallized by dissolving in a minimum amount of hot chloroform followed by the addition of a four-fold volume of methanol to give 18.9 g (46%) of diphenyl

1-(*N*-benzyloxycarbonyl)aminoethylphosphonate, mp 115–117°. ¹H NMR (CDCl₃) δ : 1.90 (dd, *J* = 18 Hz, 3*H*), 4.75–5.25 (m, 1*H*), 5.5 (s, 2*H*), 6.39 (d, *J* = 10 Hz, 1*H*), 7.50–7.60 (m, 15*H*); IR (KBr) cm^{–1}: 3270, 3060, 1715, 1590, 1540, 1490, 1450, 1305, 1280, 1245, 1220, 1195, 1160, 1100, 1020, 940.

6.1.1.4. Dimethyl 2-Nitroethylphosphonate (Hydrophosphinylation of a Phosphite Triester with an α, β -Unsaturated Nitro Compound in an Alcohol Solvent) (71)

A solution of nitroethylene (5.48 g, 75 mmol) (prepared from nitroethanol) (203) in dry benzene (55 mL) was added dropwise with stirring to a solution of trimethyl phosphite (7.44 g, 60 mmol) in dry *tert*-butyl alcohol (100 mL) at room temperature. The reaction was complete in 9 hours as determined by TLC, and evaporation of the solvents followed by vacuum distillation of the residue gave 10.98 g (88%) of dimethyl 2-nitroethylphosphonate, bp 124°/0.05 torr. ¹H NMR (CDCl₃) δ : 2.6 (m, 2*H*), 3.8 (d, *J* = 12 Hz, 6*H*), 4.66 (m, 2*H*); IR (neat) cm^{–1}: 1560, 1380, 1252, 1040.

6.1.1.5. Diethyl α -(Trimethylsiloxy)benzylphosphonate (Addition of a Phosphite Triester to an Aldehyde in the Presence of a Silyl Chloride) (69)

A mixture of chlorotrimethylsilane (119.4 g, 1.1 mol), benzaldehyde (116.6 g, 1.1 mol), and triethyl phosphite (176 g, 1.0 mol) was heated at reflux for 4 hours. After removal of volatiles under reduced pressure, vacuum distillation of the residue gave 297.0 g (94%) of diethyl α -(trimethylsiloxy)benzylphosphonate, bp 95°/0.05 torr. ¹H NMR (CCl₄) δ : 0.03 (s, 9*H*), 0.9–1.4 (m, 6*H*), 3.6–4.1 (m, 4*H*), 4.85 (d, *J* = 14 Hz, 1*H*), 7.0–7.5 (m, 5*H*).

6.1.1.6. Dimethyl 1-(Trimethylsiloxy)hexylphosphonate (Addition of a Mixed Silyl Phosphite Ester to an Aliphatic Aldehyde) (51)

A solution of 1-hexanal (5.00 g, 50 mmol) in benzene (20 mL) was cooled to 5°, and a solution of dimethyl trimethylsilyl phosphite (8.92 g, 49 mmol) in benzene (10 mL) was added with stirring. On completion of addition, the flask was warmed to 25° and the reaction mixture was stirred for 1 hour. Removal of the solvent under reduced pressure followed by vacuum distillation of the residue gave 11.2 g (81%) of dimethyl 1-(trimethylsiloxy)hexylphosphonate, bp 82–85°/0.03 torr. ¹H NMR (CCl₄) δ : –0.33 (s, 9*H*), 0.30–0.63 (m, 3*H*), 0.63–1.30 (m, 8*H*), 3.28 (dd, *J*_{PH} = 10 Hz, *J*_{HH} = 1 Hz, 6*H*), 3.40 (m, 1*H*); IR (neat) cm^{–1}: 1250, 1060, 1030, 850, 760.

6.1.1.7. *(Z)*-3-Triethylsiloxy-2-propenyldiphenylphosphine Oxide.
(Hydrophosphinylation of a Phosphinite with an Unsaturated Aldehyde in the Presence of a Silyl Halide) (51)

A solution of methyl diphenylphosphinite (5.52 g, 25.5 mmol) and triethylchlorosilane (3.85 g, 25.5 mmol) in 15 mL of benzene was cooled to 0°, after which there was added acrolein (1.43 g, 25.5 mmol). The ice bath was removed and the reaction mixture was allowed to stir at 25° for 2 hours. Removal of solvent under reduced pressure left 9.46 g (100%) of *(Z)*-3-triethylsiloxy-2-propenyldiphenylphosphine oxide as a pale-yellow viscous oil that decomposed on attempted distillation. ¹H NMR (CDCl₃) δ : 0.30–1.17 (m, 15H), 3.22 (ddt, J_{PH} = 14.5 Hz, J_{HH} = 7.5 Hz, J_{CHH} = 1 Hz, 2H), 6.27 (dtd, J_{HH} = 6 Hz, J_{CHH} = 7.5 Hz, J_{PH} = 6 Hz, 1H), 7.13–8.03 (m, 10H); IR (CCl₄) cm⁻¹: 3050, 1645, 1185, 1090, 685.

6.1.1.8. Diethyl 2-Carbamylethylphosphonate (Hydrophosphinylation of a Dialkyl Phosphite Anion with an α, β-Unsaturated Amide) (134)

A mixture of diethyl phosphite (15.18 g, 0.11 mol) and acrylamide (7.10 g, 0.10 mol) was heated to 60–70°, and the reaction was initiated by the addition of 5 mL of 3 M methanolic sodium ethoxide. The reaction was completed by heating for 1 hour at 110°. The reaction mixture was diluted with ethanol, neutralized with concentrated hydrochloric acid, and the solvent was evaporated under reduced pressure. The solid residue was recrystallized from benzene to give 15.7 g (75%) of pure diethyl 2-carbamylethylphosphonate, mp 74–76°.

6.1.1.9. Di-*n*-butyl (2-Tetrahydropyranyloxy)methylphosphonate (Addition of a Dialkyl Phosphite to an Aldehyde with an Amine Catalyst) (198)

A mixture of di-*n*-butyl phosphite (155.2 g, 0.8 mol), paraformaldehyde (24 g, 0.8 mol), and triethylamine (8 g, 0.08 mol) was heated for 6 hours at 110°. Volatile materials were removed under reduced pressure. The residue was mixed with dihydropyran (33 g, 0.39 mol), diethyl ether (350 mL), and 8 drops of phosphorus oxychloride in a flask fitted with a drying tube. After 15 minutes another 33 g of dihydropyran and 8 drops of phosphorus oxychloride were added. These additions were repeated three more times at 15-minute intervals. After 2 hours an additional 1 mL of phosphorus oxychloride was added. After 4 hours the mixture was diluted with 200 mL of diethyl ether and the resultant mixture was shaken with 300 mL of 5% sodium bicarbonate solution. The organic layer was separated and washed with 100 mL of saturated sodium chloride solution. The organic layer was separated, dried over sodium sulfate, and the solvent was evaporated under reduced pressure. The residue was chromatographed through a column of silica gel (350 g, 70–230 mesh) with 80% diethyl ether in hexane. Vacuum distillation of the chromatographed material gave 155 g (50.3%) of pure di-*n*-butyl (2-tetrahydropyranyloxy)methylphosphonate, bp 138–140°/0.1 torr. ¹H NMR

(CDCl₃) δ : 0.95 (t, J = 6.5 Hz, 6H), 1.1–2.0 (m, 14H), 3.4–4.35 (m, 8H), 4.72 (m, 1H).

6.1.1.10. *Bis(trimethylsilyl)*

1-Trimethylsiloxy-1-methyl-2-chloroethylphosphonate (Addition of Tris(trimethylsilyl) Phosphite to a Ketone) (47)

To a solution of chloroacetone (1.85 g, 20 mmol) in dry THF was added tris(trimethylsilyl) phosphite (100) (6.26 g, 21 mmol) at room temperature over a period of 15 minutes. The reaction mixture was stirred for 3 hours. It was distilled to give 7.58 g (97%) of bis(trimethylsilyl)

1-trimethylsiloxy-1-methyl-2-chloroethylphosphonate, bp 102–103°/0.18 torr.

¹H NMR (CDCl₃) δ : 0.23 (s, 9H), 0.33 (2, 18H), 1.37 (d, J = 16 Hz, 3H), 3.58 (d, J = 5 Hz, 2H).

6.1.1.11. α -Aminobenzylphosphonic Acid (*Addition of a Dialkyl Phosphite to a Schiff Base*) (166)

A mixture of benzaldehyde (1.06 g, 0.01 mol), 1-phenylcyclopentylamine (1.61 g, 0.01 mol), anhydrous potassium carbonate (2 g), and benzene (20 mL) was heated on a steam bath for 10 minutes. The mixture was allowed to cool, the potassium carbonate was removed by filtration, and the benzene was evaporated under reduced pressure. The residue was heated with diethyl phosphite (1.38 g, 0.01 mol) at 120–140° for 30 minutes, and the resultant mixture was refluxed with concentrated hydrochloric acid (50 mL) for 3 hours. The cooled solution was washed with benzene, and the volatile components were evaporated under reduced pressure. The residue was dissolved in ethanol and treated with propylene oxide to a pH of 6. The precipitate was recrystallized from aqueous ethanol to give 1.14 g (61%) of pure α -aminobenzylphosphonic acid, mp 280–282°.

6.1.1.12. *Triethyl β -Phosphonopropanoate (Hydrophosphinylation of an α , β -Unsaturated Ester Using the Sodium Salt of a Dialkyl Phosphite) (128)*

Sodium (2.0 g, 0.08 g-atom) was dissolved in freshly distilled diethyl phosphite (304 g, 2.2 mol) and an equal volume of dry benzene was added. Ethyl acrylate (200 g, 2.0 mol) was then added dropwise, and the temperature was maintained at 60°. After the solution had cooled to room temperature, a slight excess of acetic acid (5 mL) was added, and the mixture was filtered. The filtrate was vacuum distilled to give 400.8 g (84%) of pure diethyl β -phosphonopropanoate, bp 109–110°/0.6 torr.

7. Tabular Survey

The data summarized in the following tables include the reactions presented in the text and other reports of fundamentally similar reaction systems involving different substrates. The tables attempt to cover the literature published through the end of 1984, with several examples from reports in early 1985. Within each table the reactions are ordered according to increasing number of carbon atoms of the substrate. The conditions listed refer to the performance of the addition reaction alone. In certain instances the product illustrated and its yield refer to a material isolated after removal of one or more blocking groups or phosphorus ester linkages. The conditions for these deblocking procedures are not listed. Such reactions are noted by the superscript *a* following the yield.

The following abbreviations are used throughout the tables:

BDMS *tert*-butyldimethylsilyl
DMSO dimethyl sulfoxide
ether diethyl ether
TES triethylsilyl
THF tetrahydrofuran
TMS trimethylsilyl
TsOH *p*-toluenesulfonic acid

Table I. Trivalent Phosphorus Addition Reactions at Carbonyl Carbon

[View PDF](#)

Table II. Trivalent Phosphorus Addition Reactions at Imine Carbon

[View PDF](#)

Table III. Hydrophosphinylation Reactions

[View PDF](#)

TABLE I. TRIVALENT PHOSPHORUS ADDITION REACTIONS AT CARBONYL CARBON

No. of Carbon Atoms	Substrate	Phosphorus Reagent	Conditions	Product(s) and Yield(s)(%)	Refs.
C ₁	HCHO	(C ₂ H ₅ O) ₂ POH	1. Ether, Na, room temp 2. TMSCl Alumina, 100°, 1.5 h	TMSOCH ₂ P(O)(OC ₂ H ₅) ₂ (69) HOCH ₂ P(O)(OC ₂ H ₅) ₂ (78)	11 92
C ₂	CH ₂ =C=O CH ₃ CHO	(C ₂ H ₅ O) ₂ POTMS (C ₂ H ₅ O) ₂ POTMS (C ₂ H ₅ O) ₃ P	20° 20°, 1 h TESBr, room temp, 2 h (CH ₃) ₂ SiCl ₂ , 22°, 0.3 h TMSCl, 46°, 0.5 h	(C ₂ H ₅ O) ₂ P(O)C(OTMS)=CH ₂ (87) (CH ₃ O) ₂ P(O)CH(OTMS)CH ₃ (54) (C ₂ H ₅ O) ₂ P(O)CH(OTES)CH ₃ (70) (CH ₃) ₂ Si[OCH(CH ₃)P(O)(OC ₂ H ₅) ₂] ₂ (79) (C ₂ H ₅ O) ₂ P(O)CH(OTMS)CH ₃ (91)	50 110 67 67 67
		(C ₂ H ₅ O) ₂ POTMS	C ₆ H ₆ , room temp, 4 h 20°, 1 h 20°, 3 h	" (88) " (70) " (72)	11 50 110
		(CH ₃ O) ₂ POTES	C ₆ H ₆ , 0°, 1 h; room temp, 1 h; 50°, 15 min	(CH ₃ O) ₂ P(O)CH(OTES)CH ₃ (78)	110
	CF ₃ CHO	[(CH ₃) ₂ N] ₂ POTES (C ₂ H ₅ O) ₂ POP(OC ₂ H ₅) ₂	Ether, 0°, 0.5 h	[(CH ₃) ₂ N] ₂ P(O)CH(OTES)CH ₃ (83) CF ₃ CH[OP(OC ₂ H ₅) ₂] ₂ P(O)(OC ₂ H ₅) ₂ (56)	51 204
C ₃	CH ₂ =CHCHO	(CH ₃ O) ₃ P (C ₂ H ₅ O) ₂ POTMS (TMSO) ₃ P [(CH ₃) ₂ N] ₂ POTES	TMSCl, 25°, 4 h C ₆ H ₆ , room temp, 6 h C ₆ H ₆ , room temp, 4 h 0°, 15 min THF, 0°, 15 min	(CH ₃ O) ₂ P(O)CH(OTMS)CH=CH ₂ (70) (C ₂ H ₅ O) ₂ P(O)CH(OTMS)CH=CH ₂ (89) (TMSO) ₂ P(O)CH(OTMS)CH=CH ₂ (94) [(CH ₃) ₂ N] ₂ P(O)CH(OTES)CH=CH ₂ (90) " (90)	51 111 49 61 51
	C ₂ H ₅ CHO	(C ₂ H ₅ O) ₂ POH (C ₂ H ₅ O) ₃ P	KF, room temp, 1 h Cl ₃ SiH, 45°, 3 h Cl ₂ Si(CH ₃)CH ₂ CH=CH ₂ , 60°, 1 h	(C ₂ H ₅ O) ₂ P(O)CHOHC ₂ H ₅ (37) HSi[OCH(C ₂ H ₅)P(O)(OC ₂ H ₅) ₂] ₃ (98) [OCH(C ₂ H ₅)P(O)(OC ₂ H ₅) ₂] ₂ Si(CH ₃)CH ₂ CH=CH ₂ (100)	91 67 67
		(CH ₃) ₂ Si(OC ₂ H ₅)Cl, 100°, 1.5 h		(CH ₃) ₂ Si(OC ₂ H ₅)OCH(C ₂ H ₅)P(O)(OC ₂ H ₅) ₂ (96)	67
		Cl ₂ CHSi(CH ₃) ₂ Cl	C ₆ H ₆ , room temp, 6 h C ₆ H ₆ , room temp, 2 h	Cl ₂ CHSi(CH ₃) ₂ OCH(C ₂ H ₅)P(O)(OC ₂ H ₅) ₂ (98) (C ₂ H ₅ O) ₂ P(O)CH(OTMS)C ₂ H ₅ (72) (TMSO) ₂ P(O)CH(OTMS)C ₂ H ₅ (85)	67 11 49
	(CH ₃) ₂ CO	(CH ₃ O) ₂ POTMS	90°, 24 h 100°, 10 h	(CH ₃ O) ₂ P(O)C(OTMS)(CH ₃) ₂ (74) " (39)	51 110
		NH ₄ OP(OH)OCH ₂ CH(C ₂ H ₅)C ₄ H ₉ -n	2-Ethylhexanol, Na, 70°, 24 h	n-C ₄ H ₉ CH(C ₂ H ₅)CH ₂ OP(O)(OH)CHOHC ₄ H ₉ -n (70)	205
		(TMSO) ₃ P (C ₆ H ₅) ₂ POH	C ₆ H ₆ , room temp, 4 h THF, CH ₃ MgI	(TMSO) ₂ P(O)C(OTMS)(CH ₃) ₂ (90) (C ₆ H ₅) ₂ P(O)COH(CH ₃) ₂ (92)	49 82
	(CH ₃) ₂ CS	(CH ₃ O) ₃ P	Reflux, 20 h	(CH ₃ O) ₂ P(O)C(SCH ₃)(CH ₃) ₂ (23), (CH ₃ O) ₂ P(O)CSH(CH ₃) ₂ (23)	206
		(C ₂ H ₅ O) ₃ P	Reflux, 20 h	(C ₂ H ₅ O) ₂ P(O)C(SC ₂ H ₅)(CH ₃) ₂ (25), (C ₂ H ₅ O) ₂ P(O)CSH(CH ₃) ₂ (17)	206
	CH ₃ COCN CH ₃ CHClCHO CH ₃ COCH ₂ Cl	(i-C ₃ H ₇ O) ₃ P (C ₂ H ₅ O) ₂ POTMS (TMSO) ₃ P (C ₂ H ₅ O) ₂ POH (TMSO) ₂ PH	Reflux, 20 h Cl ₂ CH ₂ , room temp, 1 d THF, room temp, 3 h KF, room temp, 0.5 h -20°	(i-C ₃ H ₇ O) ₃ P(O)CSH(CH ₃) ₂ (62) (C ₂ H ₅ O) ₂ P(O)C(OTMS)(CN)CH ₃ (64) (TMSO) ₂ P(O)CH(OTMS)CHClCH ₃ (92) (C ₂ H ₅ O) ₂ P(O)COH(CH ₃)CH ₂ Cl (91) (TMSO) ₂ P(O)C(OTMS)(CH ₃)CH ₂ Cl (38), (TMSO) ₂ P(O)OC(CH ₃)=CH ₂ (42)	206 60 47, 48 91 108
		(i-C ₃ H ₇ O) ₂ POH (C ₂ H ₅ O) ₂ POTMS (TMSO) ₃ P	KF, room temp, 6 h Room temp, 6 h THF, room temp, 3 h	(i-C ₃ H ₇ O) ₂ P(O)COH(CH ₃)CH ₂ Cl (60) (C ₂ H ₅ O) ₂ P(O)C(OTMS)(CH ₃)CH ₂ Cl (86) (TMSO) ₂ P(O)C(OTMS)(CH ₃)CH ₂ Cl (97)	91 47, 48 47, 48
	CH ₃ COCH ₂ Br CH ₃ COCF ₃ (CF ₃) ₂ CO	(TMSO) ₃ P (C ₂ H ₅ O) ₂ POTMS (CH ₃ O) ₂ POH	THF, room temp, 3 h THF, room temp, 4 h -25° 25°, 3 d	(TMSO) ₂ P(O)C(OTMS)(CH ₃)CH ₂ Br (89) (C ₂ H ₅ O) ₂ P(O)C(OTMS)(CF ₃)CH ₃ (66) (CH ₃ O) ₂ P(O)OCH(CF ₃) ₂ (94), (CH ₃ O) ₂ P(O)COH(CF ₃) ₂ (6)	47, 48 57 207
		(C ₂ H ₅ O) ₂ POH	25°, 3 d	(C ₂ H ₅ O) ₂ P(O)COH(CF ₃) ₂ (12), (C ₂ H ₅ O) ₂ P(O)OCH(CF ₃) ₂ (88)	207
		(C ₂ H ₅ O) ₂ POTMS (n-C ₄ H ₉ O) ₂ POH	-25° 25°, 3 d	(C ₂ H ₅ O) ₂ P(O)C(OTMS)(CF ₃) ₂ (96) (n-C ₄ H ₉ O) ₂ P(O)COH(CF ₃) ₂ (95), (n-C ₄ H ₉ O) ₂ P(O)OCH(CF ₃) ₂ (5)	57, 207 207
C ₄	(E)-CH ₃ CH=CHCHO	(C ₂ H ₅ O) ₂ POH (CH ₃ O) ₂ POTMS (C ₂ H ₅ O) ₂ POTMS (TMSO) ₃ P C ₆ H ₅ (CH ₂) ₄ P(OH) ₂	KF, room temp, 4 h 55°, 18 h C ₆ H ₆ , room temp, 6 h C ₆ H ₆ , room temp, 4 h CHCl ₃ , TMSCl, room temp, 18 h	(E)-(C ₂ H ₅ O) ₂ P(O)CHOHC=CHCH ₃ (78) (E)-(CH ₃ O) ₂ P(O)CH(OTMS)CH=CHCH ₃ (68) (E)-(C ₂ H ₅ O) ₂ P(O)CH(OTMS)CH=CHCH ₃ (73) (E)-(TMSO) ₂ P(O)CH(OTMS)CH=CHCH ₃ (89) (E)-C ₆ H ₅ (CH ₂) ₄ P(O)(OH)CH(OTMS)CH=CHCH ₃ (88)	91 51 111 49 63
		[(CH ₃) ₂ N] ₂ POTES C ₂ H ₅ OP(OH)(CH ₂) ₄ C ₆ H ₅	THF, 0°, 0.5 h CHCl ₃ , TMSCl, room temp, 18 h	(E)-[(CH ₃) ₂ N] ₂ P(O)CH(OTES)CH=CHCH ₃ (95) (E)-C ₆ H ₅ (CH ₂) ₄ P(O)(OC ₂ H ₅)CH(OTMS)CH=CHCH ₃ (92)	51, 61 63

TABLE I. TRIVALENT PHOSPHORUS ADDITION REACTIONS AT CARBONYL CARBON (Continued)

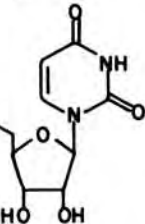
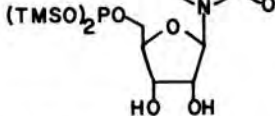
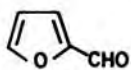
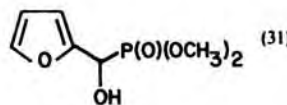
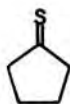
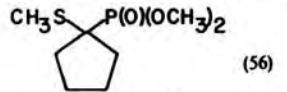
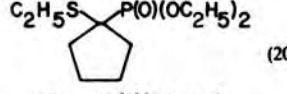
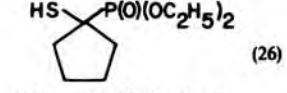
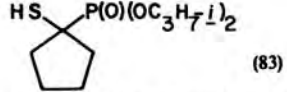
No. of Carbon Atoms	Substrate	Phosphorus Reagent	Conditions	Product(s) and Yield(s)(%)	Refs.
C ₄ (Contd.)	<i>i</i> -C ₃ H ₇ CHO	(C ₆ H ₅) ₂ POH	THF, CH ₃ MgI, 0°, 1 h	(<i>E</i>)-(C ₆ H ₅) ₂ P(O)CHOHCH=CHCH ₃ (59)	82
		(C ₂ H ₅ O) ₂ POH	KF, room temp, 0.5 h	(C ₂ H ₅ O) ₂ P(O)CHOHC ₃ H ₇ - <i>i</i> (66)	91
		(CH ₃ O) ₂ POTMS	25°, 1 h	(CH ₃ O) ₂ P(O)CH(OTMS)C ₃ H ₇ - <i>i</i> (82)	51
		(C ₂ H ₅ O) ₂ POTMS	C ₆ H ₆ , room temp, 6 h	(C ₂ H ₅ O) ₂ P(O)CH(OTMS)C ₃ H ₇ - <i>i</i> (90), (83)	111, 11
		(TMSO) ₃ P	C ₆ H ₆ , room temp, 4 h	(TMSO) ₂ P(O)CH(OTMS)C ₃ H ₇ - <i>i</i> (82)	49
		[(CH ₃) ₂ N] ₂ POTES	0°, 0.5 h	[(CH ₃) ₂ N] ₂ P(O)CH(OTES)C ₃ H ₇ - <i>i</i> (90)	10
			1. THF, room temp, 3 h 2. H ₂ O	 (84)	100
	CH ₃ COCH ₃	(C ₂ H ₅ O) ₂ POTMS	20°, 1 h	(C ₂ H ₅ O) ₂ P(O)C(OTMS)(CH ₃)C ₂ H ₅ (55)	50
	CH ₃ CSC ₂ H ₅	[(CH ₃ O) ₃ P	Reflux, 25 h	(CH ₃ O) ₂ P(O)C(SCH ₃)(CH ₃)C ₂ H ₅ (35), (CH ₃ O) ₂ P(O)CSH(CH ₃)C ₂ H ₅ (18)	206
		(C ₂ H ₅ O) ₃ P	Reflux, 20 h	(C ₂ H ₅ O) ₂ P(O)C(SC ₂ H ₅)(CH ₃)C ₂ H ₅ (17), (C ₂ H ₅ O) ₂ P(O)CSH(CH ₃)C ₂ H ₅ (24)	206
	CH ₃ COCOCH ₃	(<i>i</i> -C ₃ H ₇ O) ₃ P	Reflux, 20 h	(<i>i</i> -C ₃ H ₇ O) ₂ P(O)CSH(CH ₃)C ₂ H ₅ (76)	206
	(CH ₃) ₂ CClCHO	(CH ₃ O) ₂ POTMS	20°	(CH ₃ O) ₂ P(O)C(OTMS)(CH ₃)C ₂ H ₅ (88)	208
	CH ₃ COCHClCH ₃	(C ₂ H ₅ O) ₂ POH	Alumina, room temp, 24 h	(C ₂ H ₅ O) ₂ P(O)COH(CH ₃)COCH ₃ (24)	92
		(TMSO) ₃ P	THF, room temp, 3 h	(TMSO) ₂ P(O)CH(OTMS)C(CH ₃) ₂ Cl (92)	47, 48
		(C ₂ H ₅ O) ₂ POH	Alumina, room temp, 72 h	(C ₂ H ₅ O) ₂ P(O)COH(CH ₃)CHClCH ₃ (72)	92
		(TMSO) ₃ P	THF, room temp, 3 h	(TMSO) ₂ P(O)C(OTMS)(CH ₃)CHClCH ₃ (92)	47, 48
	CH ₃ COCO ₂ CH ₃	(C ₂ H ₅ O) ₂ POTMS	CH ₂ Cl ₂ , room temp, 1 d	(C ₂ H ₅ O) ₂ P(O)C(OTMS)(CH ₃)CO ₂ CH ₃ (36)	60
		(C ₆ H ₅) ₂ POH	0°, 2 d	(C ₆ H ₅) ₂ P(O)COH(CH ₃)CO ₂ CH ₃ (51)	114
	CH ₃ COCH ₂ OSO ₂ CH ₃	(TMSO) ₃ P	THF, room temp, 3 h	(TMSO) ₂ P(O)C(OTMS)(CH ₃)CH ₂ OSO ₂ CH ₃ (92)	47, 48
C ₅		(CH ₃ O) ₂ POH	Ether, diethylamine,	 (31)	87
	<i>n</i> -C ₄ H ₉ CHO	(CH ₃ O)POTES	Ether, CH ₃ OH, NaOCH ₃	" (52)	87
		NH ₄ OP(OH)OCH ₂ CH(C ₂ H ₅)C ₄ H ₉ - <i>n</i>	20°, 15 h	(CH ₃ O) ₂ P(O)CH(OTES)C ₄ H ₉ - <i>n</i> (58)	110
			2-Ethylhexanol, Na, 70°, 24 h	<i>n</i> -C ₄ H ₉ CH(C ₂ H ₅)CH ₂ OP(O)(OH)CHOHC ₄ H ₉ - <i>n</i> (72)	205
	<i>i</i> -C ₃ H ₇ CSCH ₃	(CH ₃ O) ₃ P	Reflux, 30 h	<i>i</i> -C ₃ H ₇ C(SCH ₃)(CH ₃)P(O)(OCH ₃) ₂ (22), <i>i</i> -C ₃ H ₇ CSH(CH ₃)P(O)(OCH ₃) ₂ (10)	206
		(C ₂ H ₅ O) ₃ P	Reflux, 35 h	<i>i</i> -C ₃ H ₇ C(SC ₂ H ₅)(CH ₃)P(O)(OC ₂ H ₅) ₂ (18), <i>i</i> -C ₃ H ₇ CSH(CH ₃)P(O)(OC ₂ H ₅) ₂ (10)	206
	(C ₂ H ₅) ₂ CS	(<i>i</i> -C ₃ H ₇ O) ₃ P	Reflux, 25 h	<i>i</i> -C ₃ H ₇ CSH(CH ₃)P(O)(OC ₂ H ₅) ₂ (46)	206
		(CH ₃ O) ₃ P	Reflux, 30 h	(C ₂ H ₅) ₂ C(SCH ₃)P(O)(OCH ₃) ₂ (43), (C ₂ H ₅) ₂ CSHP(O)(OCH ₃) ₂ (11)	206
		(C ₂ H ₅ O) ₃ P	Reflux 30 h	(C ₂ H ₅) ₂ C(SC ₂ H ₅)P(O)(OC ₂ H ₅) ₂ (24), (C ₂ H ₅) ₂ CSHP(O)(OC ₂ H ₅) ₂ (29)	206
		(<i>i</i> -C ₃ H ₇ O) ₃ P	Reflux, 20 h	(C ₂ H ₅) ₂ CSHP(O)(OC ₂ H ₅) ₂ (80)	206
		(CH ₃ O) ₃ P	Reflux, 10 h	 (56)	44
		(C ₂ H ₅ O) ₃ P	Reflux, 12 h	 (20),	44
				 (26)	
		(<i>i</i> -C ₃ H ₇ O) ₃ P	Reflux, 10 h	 (83)	44
	(CH ₃ CO) ₂ CH ₂	(C ₂ H ₅ O) ₂ POH	KF, room temp, 0.5 h	CH ₃ COCH ₂ COH(CH ₃)P(O)(OC ₂ H ₅) ₂ (53)	91
	CH ₃ COCO ₂ C ₂ H ₅	(C ₂ H ₅ O) ₂ POTMS	CH ₂ Cl ₂ , room temp, 1 d	(C ₂ H ₅ O) ₂ P(O)C(OTMS)(CH ₃)CO ₂ C ₂ H ₅ (40)	60

TABLE I. TRIVALENT PHOSPHORUS ADDITION REACTIONS AT CARBONYL CARBON (Continued)

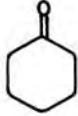
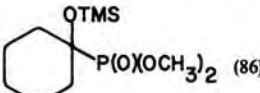
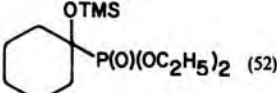
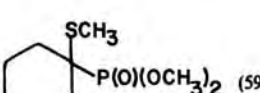

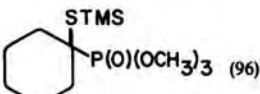
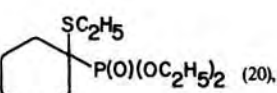
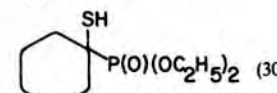
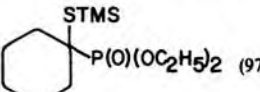
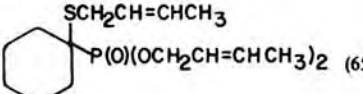
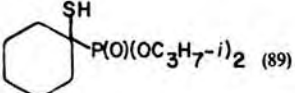
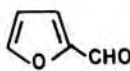

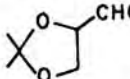

No. of Carbon Atoms	Substrate	Phosphorus Reagent	Conditions	Product(s) and Yield(s) (%)	Refs.
C ₅ (Contd.)	<chem>BrCH2COCO2C2H5</chem>	(TMSO) ₂ POCH ₃	C ₆ H ₆ , room temp, 5 h	BrCH ₂ C(OTMS)(CO ₂ C ₂ H ₅)P(O)(OTMS)OCH ₃ (8),	59
		(TMSO) ₂ POC ₂ H ₅	C ₆ H ₆ , room temp, 5 h	CH ₂ =C(CO ₂ C ₂ H ₅)OP(O)(OTMS)OCH ₃ (61)	59
		(TMSO) ₃ P	C ₆ H ₆ , room temp, 5 h	BrCH ₂ C(OTMS)(CO ₂ C ₂ H ₅)P(O)(OTMS)OC ₂ H ₅ (20),	59
				CH ₂ =C(CO ₂ C ₂ H ₅)OP(O)(OTMS)OC ₂ H ₅ (57)	59
C ₆	<chem>n-C5H11CHO</chem>	(CH ₃ O) ₂ POTMS	C ₆ H ₆ , room temp, 1 h	n-C ₅ H ₁₁ CH(OTMS)P(O)(OCH ₃) ₂ (81)	51
		(CH ₃ O) ₂ POBDMS	100°, 3 h	n-C ₅ H ₁₁ CH(OBDMS)P(O)(OCH ₃) ₂ (81)	51
		(CH ₃ O) ₂ POTMS	95°, 13 h	 (86)	51
		(C ₂ H ₅ O) ₂ POTMS	20°, 1 h	 (52)	50
		(CH ₃ O) ₃ P	C ₆ H ₆ , reflux, 20 h	 (59)	44
			Toluene, reflux, 20 h	" (70)	44
			Xylene, reflux, 10 h	" (68)	44
			Toluene, ethanol, reflux, 5 h	" (63)	44
		(CH ₃ O) ₂ POTMS	20°	 (96)	208
		(C ₂ H ₅ O) ₃ P	Toluene, reflux, 20 h	 (20),	44
				 (30)	
		(C ₂ H ₅ O) ₂ POTMS	20°	 (97)	208
	(E)-(CH ₃ CH=CHCH ₂ O) ₃ P		Reflux, 20 h	 (65)	44
	(i-C ₃ H ₇ O) ₃ P		Toluene, reflux, 20 h	 (89)	44
			Ethanol, reflux, 5 h	" (85)	44
		(C ₂ H ₅ O) ₂ POH	NaOCH ₃	 (100)	209
		(C ₆ H ₅ CH ₂ O) ₂ POH	C ₆ H ₆ , (C ₂ H ₅) ₃ N, 80°, 3 h	 (46)	210
	HCOCO ₂ C ₄ H ₉ -n	(CH ₃ O) ₂ PONa	Methanol, 25°	(CH ₃ O) ₂ P(O)CHOHCO ₂ C ₄ H ₉ -n (70)	112
	CH ₃ COCH ₂ CO ₂ C ₂ H ₅	(CH ₃ O) ₂ POTMS	70°, 4 h	(CH ₃ O) ₂ P(O)C(OTMS)(CH ₃)CH ₂ CO ₂ C ₂ H ₅ (60)	54
		(C ₂ H ₅ O) ₂ POTMS	20°, 1 h	(C ₂ H ₅ O) ₂ P(O)C(OTMS)(CH ₃)CH ₂ CO ₂ C ₂ H ₅ (62)	50
	CH ₃ COP(O)(OC ₂ H ₅) ₂	(C ₂ H ₅ O) ₂ POTMS	Ether, reflux	CH ₃ C(OTMS)[P(O)(OC ₂ H ₅) ₂] ₂ (62)	113

TABLE I. TRIVALENT PHOSPHORUS ADDITION REACTIONS AT CARBONYL CARBON (Continued)

No. of Carbon Atoms	Substrate	Phosphorus Reagent	Conditions	Product(s) and Yield(s) (%)	Refs.
C ₇	C ₆ H ₅ CHO	(CH ₃ O) ₂ POH	KF, room temp, 0.5 h	C ₆ H ₅ CHOHP(O)(OCH ₃) ₂ (88)	91
		(C ₂ H ₅ O) ₂ POH	Ether, Na, TMSCl room temp	C ₆ H ₅ CH(OTMS)P(O)(OC ₂ H ₅) ₂ (67)	11
			KF, room temp, 0.5 h	C ₆ H ₅ CHOHP(O)(OC ₂ H ₅) ₂ (98)	91
			KF/2 H ₂ O, room temp, 8 h	" (88)	211
			Alumina, room temp, 2 h	" (96)	92
		(CH ₃ O) ₂ POTMS	20°, 24 h	C ₆ H ₅ CH(OTMS)P(O)(OCH ₃) ₂ (78)	110
			C ₆ H ₆ , 25°, 24 h	" (97)	51
		(C ₂ H ₅ O) ₃ P	TMSCl, reflux, 4 h	C ₆ H ₅ CH(OTMS)P(O)(OC ₂ H ₅) ₂ (94)	70
		(i-C ₃ H ₇ O) ₂ POH	Alumina, room temp, 24 h	C ₆ H ₅ CHOHP(O)(OC ₃ H ₇ -i) ₂ (90)	92
			KF, room temp, 5.5 h	" (77)	91
		(C ₂ H ₅ O) ₂ POTMS	C ₆ H ₆ , room temp, 6 h	C ₆ H ₅ CH(OTMS)P(O)(OC ₂ H ₅) ₂ (91)	111, 11
			50°, 1.5 h	" (66)	110
		NH ₄ OP(OH)OCH ₂ CH(C ₂ H ₅)C ₄ H ₉ -n	2-Ethylhexanol, Na, 70°, 24 h	n-C ₄ H ₉ CH(C ₂ H ₅)CH ₂ OP(O)(OH)CHOHC ₆ H ₅ (65)	205
		(CH ₃ O) ₂ POBDMS	25°, 6 h	C ₆ H ₅ CH(OBDMS)P(O)(OCH ₃) ₂ (65)	51
		(TMSO) ₃ P	C ₆ H ₆ , room temp, 4 h	C ₆ H ₅ CH(OTMS)P(O)(OTMS) ₂ (88)	49
		[(CH ₃) ₂ N] ₂ POTES	Ether, 0°, 0.5 h	C ₆ H ₅ CH(OTES)P(O)[(N(CH ₃) ₂) ₂] (92)	51
			Ethanol, NaOC ₂ H ₅ , reflux, 2 h	(41)	155
		[(CH ₃) ₂ N] ₂ POTES	Ether, 0°, 0.5 h	n-C ₆ H ₁₃ CH(OTES)P(O)[(N(CH ₃) ₂) ₂] (97)	51
		(CH ₃ O) ₂ POTMS	95°, 36 h	n-C ₅ H ₁₁ CH(OTMS)(CH ₃)P(O)(OCH ₃) ₂ (62)	51
	n-C ₆ H ₁₃ CHO n-C ₅ H ₁₁ COCH ₃				
	4-O ₂ NC ₆ H ₄ CHO				
	4-ClC ₆ H ₄ CHO				

TABLE I. TRIVALENT PHOSPHORUS ADDITION REACTIONS AT CARBONYL CARBON (Continued)

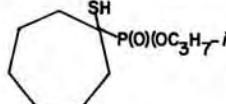
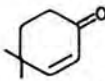
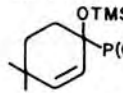
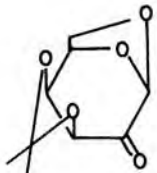
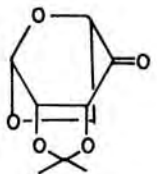
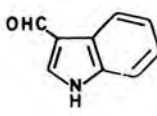
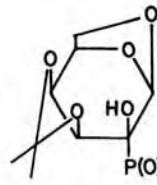
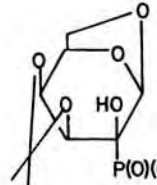
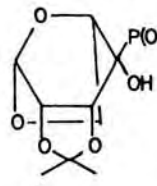
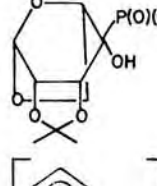
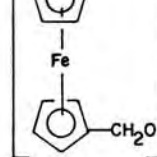
No. of Carbon Atoms	Substrate	Phosphorus Reagent	Conditions	Product(s) and Yield(s)(%) (76)	Refs.
C ₇ (Contd.)		(<i>i</i> -C ₃ H ₇ O) ₃ P	Reflux, 48 h	 (76)	44
C ₈	<i>n</i> -C ₇ H ₁₅ CHO C ₆ H ₅ COCH ₃	(C ₂ H ₅ O) ₂ POTMS (C ₂ H ₅ O) ₂ POH (C ₂ H ₅ O) ₂ POTMS (CH ₃ O) ₂ POTES (CH ₃ O) ₂ POBDMS (TMSO) ₃ P	C ₆ H ₆ , room temp, 3 h CsF, room temp, 0.5 h C ₆ H ₆ , reflux, 19 h 100°, 40 h 120°, 48 h C ₆ H ₆ , room temp, 8 h	<i>n</i> -C ₇ H ₁₅ CH(OTMS)P(O)(OC ₂ H ₅) ₂ (91) C ₆ H ₅ COH(CH ₃)P(O)(OC ₂ H ₅) ₂ (54) C ₆ H ₅ C(OTMS)(CH ₃)P(O)(OC ₂ H ₅) ₂ (78) (CH ₃ O) ₂ P(O)C(OTES)(CH ₃)C ₆ H ₅ (27) C ₆ H ₅ C(OBDMS)(CH ₃)P(O)(OCH ₃) ₂ (34) C ₆ H ₅ C(OTMS)(CH ₃)P(O)(OTMS) ₂ (75)	11 91 111 110 51 49
214	 4-CH ₃ OC ₆ H ₄ CHO C ₆ H ₅ COCH ₂ Cl	(C ₂ H ₅ O) ₂ POTMS (TMSO) ₃ P (CH ₃ O) ₂ POH (C ₂ H ₅ O) ₂ POH	180°, 18 h C ₆ H ₆ , room temp, 4 h KF, room temp, 0.75 h C ₆ H ₆ , (C ₂ H ₅) ₃ N, 25°, 15 min Alumina, room temp, 65 h KF, room temp, 0.75 h	 (87) 4-CH ₃ OC ₆ H ₄ CH(OTMS)P(O)(OTMS) ₂ (83) C ₆ H ₅ COH(CH ₂ Cl)P(O)(OCH ₃) ₂ (77) " (80) C ₆ H ₅ COH(CH ₂ Cl)P(O)(OC ₂ H ₅) ₂ (65) " (76)	62 49 195 115 92 91
C ₉	(<i>E</i>)-C ₆ H ₅ CH=CHCHO (<i>n</i> -C ₄ H ₉) ₂ CO HCOCO ₂ CH ₂ C ₆ H ₅	(CH ₃ O) ₂ POH (C ₂ H ₅ O) ₂ POH (C ₂ H ₅ O) ₂ POTMS (TMSO) ₃ P [(CH ₃) ₂ N] ₂ POTES NH ₄ OP(OH)OCH ₂ CH(C ₂ H ₅)C ₄ H ₉ - <i>n</i> (C ₆ H ₅ CH ₂ O) ₂ PONa	Alumina, room temp, 48 h KF, room temp, 0.5 h KF, room temp, 0.5 h C ₆ H ₆ , room temp, 6 h C ₆ H ₆ , room temp, 4 h THF, 0°, 0.5 h THF, 0°, 0.25 h 2-Ethylhexanol, Na, 70°, 24 h CH ₃ OH, 20°	(<i>E</i>)-C ₆ H ₅ CH=CHCHOHP(O)(OCH ₃) ₂ (48) " (94) (<i>E</i>)-C ₆ H ₅ CH=CHCHOHP(O)(OC ₂ H ₅) ₂ (88) (<i>E</i>)-C ₆ H ₅ CH=CHCH(OTMS)P(O)(OC ₂ H ₅) ₂ (85) (<i>E</i>)-C ₆ H ₅ CH=CHCH(OTMS)P(O)(OTMS) ₂ (84) (<i>E</i>)-C ₆ H ₅ CH=CHCH(OTES)P(O)[N(CH ₃) ₂] ₂ (93) " (93) <i>n</i> -C ₄ H ₉ CH(C ₂ H ₅)CH ₂ OP(O)(OH)COH(C ₄ H ₉ - <i>n</i>) ₂ (76) (C ₆ H ₅ CH ₂ O) ₂ P(O)CHOHCO ₂ CH ₂ C ₆ H ₅ (61)	92 91 91 111 49 51 61 205 112
215	  	(CH ₃ O) ₂ POH (C ₂ H ₅ O) ₂ POH (CH ₃ O) ₂ POH (C ₂ H ₅ O) ₂ POH [Cp ₂ FeCH ₂ O] ₂ POH	(C ₂ H ₅) ₃ N, room temp, 2 h (C ₂ H ₅) ₃ N, room temp, 2 h (C ₂ H ₅) ₃ N, room temp, 2 h (C ₂ H ₅) ₃ N, room temp, 2 h C ₂ H ₅ OH, NaOC ₂ H ₅ , room temp, 2 h	 (90)  (77)  (78)  (71)  (71)	213 213 213 213

TABLE I. TRIVALENT PHOSPHORUS ADDITION REACTIONS AT CARBONYL CARBON (Continued)

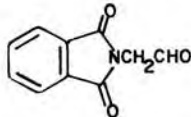
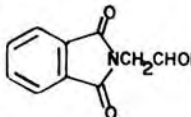
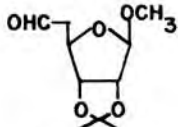

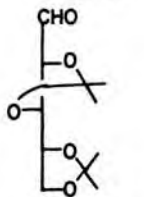
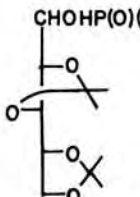
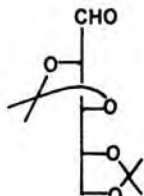
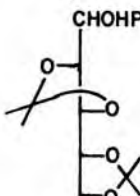
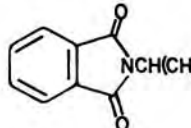
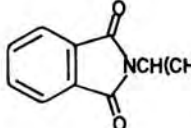
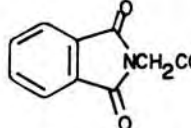
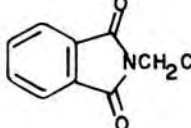
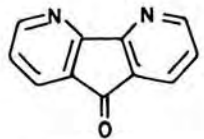
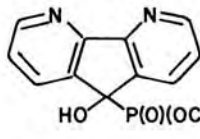
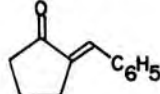
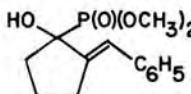
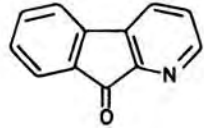
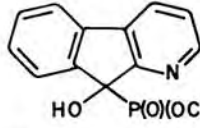
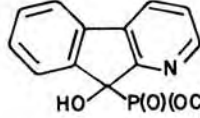
No. of Carbon Atoms	Substrate	Phosphorus Reagent	Conditions	Product(s) and Yield(s) (%)	Refs.
216	$\text{CH}_2\text{CH}(\text{CH}_3)\text{CH}_2\text{CHO}$	$(\text{CH}_3\text{O})_2\text{POH}$	Alumina, room temp, 48 h	$(\text{CH}_3\text{O})_2\text{P}(\text{O})\text{CHOHCH}(\text{CH}_3)\text{CH}_2\text{CH}=\text{C}(\text{CH}_3)_2$ (48)	92
	$\text{CH}_2\text{CH}=\text{C}(\text{CH}_3)_2$				
	$\text{CH}_3\text{COCH}=\text{CHC}_6\text{H}_5$	$(\text{CH}_3\text{O})_2\text{POH}$	Ether, NaOCH_3 , room temp, 10 min	$(\text{CH}_3\text{O})_2\text{P}(\text{O})\text{COH}(\text{CH}_3)\text{CH}=\text{CHC}_6\text{H}_5$ (70)	85
		$(\text{CH}_3\text{O})_2\text{POH}$	$(\text{C}_2\text{H}_5)_3\text{N}$, 60° , 3 h	 (57)	88
		$(\text{CH}_3\text{O})_2\text{POH}$	C_6H_6 , CH_3OH , NaOCH_3 , 40° , 3 h	 (71)	214
		$(\text{CH}_3\text{O})_2\text{POH}$	CH_3OH , NaOCH_3 , room temp	 (86)	215
217		$(\text{CH}_3\text{O})_2\text{POH}$	CH_3OH , NaOCH_3 , room temp	 (67)	216
		$(\text{CH}_3\text{O})_2\text{POH}$	$(\text{C}_2\text{H}_5)_3\text{N}$, 60° , 3 h	 (67)	88
		$(\text{CH}_3\text{O})_2\text{POH}$	$(\text{C}_2\text{H}_5)_3\text{N}$, 60° , 3 h	 (64)	88
		$(\text{CH}_3\text{O})_2\text{POH}$	Toluene, $(\text{C}_2\text{H}_5)_3\text{N}$, room temp, 10 h	 (85)	150
217		$(\text{CH}_3\text{O})_2\text{POH}$	Ether, $(\text{C}_2\text{H}_5)_2\text{NH}$, 6 h, room temp	 (100)	87
			Ether, $(\text{C}_2\text{H}_5)_3\text{N}$, 6 h, room temp	" (58)	87
			Ether, CH_3OH , NaOCH_3 , room temp, 5 min	" (64)	87
		$(\text{CH}_3\text{O})_2\text{POH}$	Toluene, $(\text{C}_2\text{H}_5)_3\text{N}$, 10 h, room temp	 (90)	150
		$(\text{C}_2\text{H}_5\text{O})_2\text{POH}$	Toluene, $(\text{C}_2\text{H}_5)_3\text{N}$, 10 h, room temp	 (40)	150

TABLE I. TRIVALENT PHOSPHORUS ADDITION REACTIONS AT CARBONYL CARBON (Continued)

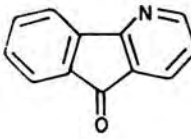
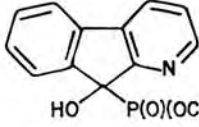
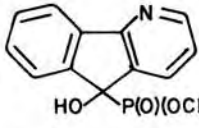
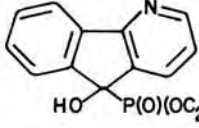
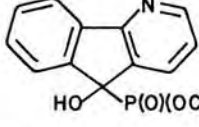
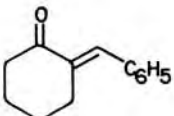
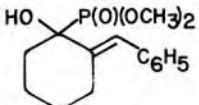
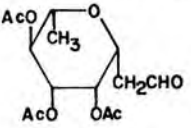
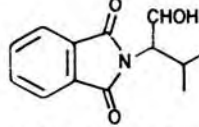
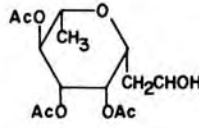
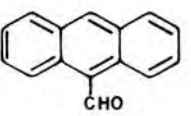
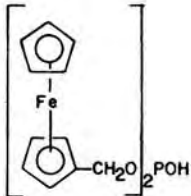
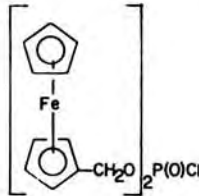
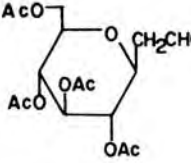
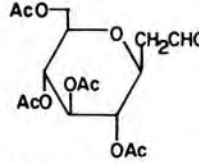
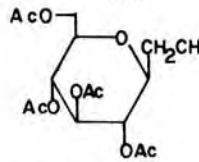
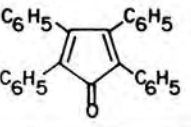
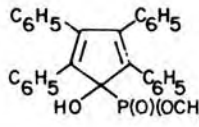
No. of Carbon Atoms	Substrate	Phosphorus Reagent	Conditions	Product(s) and Yield(s)(%)	Refs.
C ₁₂ (Contd.)		(i-C ₃ H ₇ O) ₂ POH	Toluene (C ₂ H ₅) ₃ N, 10 h, room temp	 (77)	150
		(CH ₃ O) ₂ POH	Toluene, (C ₂ H ₅) ₃ N, 10 h, room temp	 (75)	150
		(C ₂ H ₅ O) ₂ POH	Toluene, (C ₂ H ₅) ₃ N, 10 h, room temp	 (70)	150
		(i-C ₃ H ₇ O) ₂ POH	Toluene, (C ₂ H ₅) ₃ N, 10 h, room temp	 (63)	150
C ₁₃		(CH ₃ O) ₂ POH	Ether, (C ₂ H ₅) ₂ NH ₃ , 6 h, room temp	 (100)	87
			Ether, (C ₂ H ₅) ₃ N, 6 h, room temp	" (20)	87
			Ether, CH ₃ OH, NaOCH ₃ , room temp, 5 min	" (69)	87
C ₁₄		(CH ₃ O) ₂ POH	(C ₂ H ₅) ₃ N, 60°, 3 h	 (69)	88
		(TMSO) ₂ P(O)COC ₆ H ₅	C ₆ H ₆ , room temp, 3 h	C ₆ H ₅ C(OTMS)[P(O)(OTMS) ₂] (76)	217
		(CH ₃ O) ₂ POH	Na ₂ CO ₃ , DMSO, C ₆ H ₆ , (C ₂ H ₅) ₃ NCH ₂ C ₆ H ₅ Cl, room temp, 24 h	 (85)	98
C ₁₅			C ₂ H ₅ OH, NaOC ₂ H ₅ , reflux, 2 h	 (72)	155
C ₁₆		(CH ₃ O) ₂ POH	Na ₂ CO ₃ , DMSO, C ₆ H ₆ , (C ₂ H ₅) ₃ NCH ₂ C ₆ H ₅ Cl, room temp, 24 h	 (78)	98
		(n-C ₄ H ₉ O) ₂ POH	Na ₂ CO ₃ , DMSO, C ₆ H ₆ , (C ₂ H ₅) ₃ NCH ₂ C ₆ H ₅ Cl, room temp, 24 h	 (80)	98
C ₂₉		(CH ₃ O) ₂ POH	Ether, NaHCO ₃ , 18 d, room temp	 (60)	97

TABLE II. TRIVALENT PHOSPHORUS ADDITION REACTIONS AT IMINE CARBON

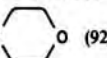
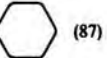
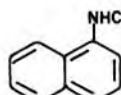
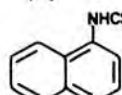
No. of Carbon Atoms	Substrate	Phosphorus Reagent	Conditions	Product(s) and Yield(s)(%)	Ref	
C ₁	HCHO	(CH ₃ O) ₂ POH	(CH ₃) ₂ NH, 15 min, 85°	(CH ₃ O) ₂ P(O)CH ₂ N(CH ₃) ₂ (88)	94	
		(C ₂ H ₅ O) ₂ POH	(C ₂ H ₅) ₂ NH, 15 min, 85°	(C ₂ H ₅ O) ₂ P(O)CH ₂ N(C ₂ H ₅) ₂ (94)	94	
			(<i>i</i> -C ₃ H ₇) ₂ NH, 15 min, 85°	(C ₂ H ₅ O) ₂ P(O)CH ₂ N(C ₃ H ₇ - <i>i</i>) ₂ (91)	94	
			(<i>n</i> -C ₄ H ₉) ₂ NH, 15 min, 85°	(C ₂ H ₅ O) ₂ P(O)CH ₂ N(C ₄ H ₉ - <i>n</i>) ₂ (94)	94	
			(C ₆ H ₁₁) ₂ NH, 15 min, 85°	(C ₂ H ₅ O) ₂ P(O)CH ₂ N(C ₆ H ₁₁) ₂ (81)	94	
			(<i>n</i> -C ₈ H ₁₇) ₂ NH, 15 min, 85°	(C ₂ H ₅ O) ₂ P(O)CH ₂ N(C ₈ H ₁₇ - <i>n</i>) ₂ (86)	94	
			Morpholine, 15 min, 85°	(C ₂ H ₅ O) ₂ P(O)CH ₂ N  O (92)	94	
			Piperidine, 15 min, 85°	(C ₂ H ₅ O) ₂ P(O)CH ₂ N  (87)	94	
			C ₆ H ₅ NHC ₂ H ₅ , 15 min, 85°	(C ₂ H ₅ O) ₂ P(O)CH ₂ N(C ₆ H ₅)C ₂ H ₅ (47)	94	
			(<i>n</i> -C ₄ H ₉ O) ₂ POH	(C ₂ H ₅) ₂ NH, 15 min, 85°	(<i>n</i> -C ₄ H ₉ O) ₂ P(O)CH ₂ N(C ₂ H ₅) ₂ (93)	94
	[<i>n</i> -C ₄ H ₉ CH(C ₂ H ₅)CH ₂ O] ₂ POH	(C ₂ H ₅) ₂ NH, 15 min, 85°	[<i>n</i> -C ₄ H ₉ CH(C ₂ H ₅)CH ₂ O] ₂ P(O)CH ₂ N(C ₂ H ₅) ₂ (90)	94		
	(CH ₃ O) ₂ POH	H ₂ N(CH ₂) ₂ NH ₂ , 40°, 10 min	[(CH ₃ O) ₂ P(O)CH ₂] ₂ N(CH ₂) ₂ N[CH ₂ P(O)(OCH ₃) ₂] ₂ (45)	218		
C ₂	CH ₃ CHO	H ₃ PO ₃	C ₆ H ₅ CH ₂ NHCONH ₂ , 80°, 3 h	CH ₃ CH(NH ₂)PO ₃ H ₂ (10)*	187	
			C ₆ H ₅ CONH ₂ , 80°, 3 h	" (27)*	187	
		(C ₂ H ₅ O) ₂ POH	(C ₂ H ₅) ₂ NH, 15 min, 85°	(C ₂ H ₅ O) ₂ P(O)CH(CH ₃)N(C ₂ H ₅) ₂ (81)	94	
			Acetic acid, H ₂ NCSNH ₂	H ₂ O ₃ PCH(CH ₃)CHCSNH ₂ (13)*	180	
			(C ₆ H ₅)NHCSNH ₂ , 80°, 30 min	(C ₆ H ₅ O) ₂ P(O)CH(CH ₃)NHCSNHC ₆ H ₅ (85)	177	
			(C ₆ H ₅ CH(CH ₃)NHCSNH ₂ , 80°, 30 min	(C ₆ H ₅ O) ₂ P(O)CH(CH ₃)NHCSNHCH(C ₆ H ₅)CH ₃ (75)	177	
	CH ₃ CH=NH	(C ₂ H ₅ O) ₂ POH	C ₆ H ₅ CH ₂ OCONH ₂ , 85°, 2 h	(C ₆ H ₅ O) ₂ P(O)CH(CH ₃)NHCO ₂ CH ₂ C ₆ H ₅ (46)	181	
			100°, 3 h	CH ₃ CH(NH ₂)PO ₃ H ₂ (55)*	163	
		CH ₂ =CHCHO	(C ₂ H ₅ O) ₂ POH	(C ₂ H ₅) ₂ NH, 15 min, 85°	(C ₂ H ₅ O) ₂ P(O)CH[N(C ₂ H ₅) ₂]CH=CH ₂ (87)	94
				(C ₂ H ₅) ₂ NH, 15 min, 85°	(C ₂ H ₅ O) ₂ P(O)CH[N(C ₂ H ₅) ₂]C ₂ H ₅ (78)	94
(C ₆ H ₅ O) ₃ P	Acetic acid, H ₂ NCSNH ₂		H ₂ O ₃ PCH(C ₂ H ₅)NHCSNH ₂ (18)*	180		
	C ₆ H ₅ NHCSNH ₂ , 80°, 30 min		(C ₆ H ₅ O) ₂ P(O)CH(CH ₂ H ₅)NHCSNHC ₆ H ₅ (86)	177		
	C ₆ H ₅ CH(CH ₃)NHCSNH ₂ , 80°, 30 min	(C ₆ H ₅ O) ₂ P(O)CH(C ₂ H ₅)NHCSNHCH(C ₆ H ₅)CH ₃ (85)	177			
C ₃	(CH ₃) ₂ CO	(C ₂ H ₅ O) ₂ POH	(C ₂ H ₅) ₂ NH, 15 min, 85°	(C ₂ H ₅ O) ₂ P(O)CH(CH ₃) ₂ N(C ₂ H ₅) ₂ (64)	94	
			85°, 15 min	(C ₂ H ₅ O) ₂ P(O)CH(CH ₃)NHCH ₃ (94)	94	
		(C ₂ H ₅ O) ₂ POH	100°, 3 h	C ₂ H ₅ CH(NH ₂)PO ₃ H ₂ (47)*	187	
			120°, 8 h	(C ₂ H ₅ O) ₂ P(O)CH(NHOH)COCH ₃ (54)	206	
		(C ₆ H ₅ O) ₃ POH	30°, 1 h, C ₆ H ₅ NHCSNH ₂	(C ₂ H ₅ O) ₂ P(O)CH(CH ₂ CH ₃)NHCSNHC ₆ H ₅ (94)	219	
			<i>n</i> -C ₃ H ₇ CHO	(C ₂ H ₅ O) ₂ POH	(C ₂ H ₅) ₂ NH, 15 min, 85°	(C ₂ H ₅ O) ₂ P(O)CH[N(C ₂ H ₅) ₂]C ₃ H ₇ - <i>n</i> (79)
	(<i>n</i> -C ₄ H ₉) ₂ NH, 15 min, 85°	(C ₂ H ₅ O) ₂ P(O)CH[N(C ₄ H ₉ - <i>n</i>) ₂]C ₃ H ₇ - <i>n</i> (91)			94	
	(C ₆ H ₅ O) ₃ P	C ₆ H ₅ NHCSNH ₂ , 30 min, 80°		(C ₆ H ₅ O) ₂ P(O)CH(C ₃ H ₇ - <i>n</i>)NHCSNHC ₆ H ₅ (89)	177	
		C ₆ H ₅ CH(CH ₃)NHCSNH ₂ , 80°, 30 min		(C ₆ H ₅ O) ₂ P(O)CH(C ₃ H ₇ - <i>n</i>)NHCSNHCH(CH ₃)C ₆ H ₅ (94)	177	
	<i>i</i> -C ₃ H ₇ CHO	H ₃ PO ₃	C ₆ H ₅ CH ₂ NHCONH ₂ , 80°, 3 h	<i>i</i> -C ₃ H ₇ CH(NH ₂)PO ₃ H ₂ (34)*	187	
Acetic acid, H ₂ NCSNH ₂			H ₂ O ₃ PCH(C ₃ H ₇ - <i>i</i>)NHCSNH ₂ (21)*	180		
(C ₆ H ₅ O) ₃ P		C ₆ H ₅ NHCSNH ₂ , 30 min, 80°	(C ₆ H ₅ O) ₂ P(O)CH(C ₃ H ₇ - <i>i</i>)NHCSNHC ₆ H ₅ (77)	177		
		C ₆ H ₅ CH(CH ₃)NHCSNH ₂ , 80°, 30 min	(C ₆ H ₅ O) ₂ P(O)CH(C ₃ H ₇ - <i>i</i>)NHCSNHCH(CH ₃)C ₆ H ₅ (87)	177		
<i>n</i> -C ₃ H ₇ CH=NH	(C ₂ H ₅ O) ₂ POH	C ₆ H ₅ CH ₂ OCONH ₂ , 85°, 2 h	(C ₆ H ₅ O) ₂ P(O)CH(C ₃ H ₇ - <i>i</i>)NHCO ₂ CH ₂ C ₆ H ₅ (52)	181		
		100°, 3 h	H ₂ O ₃ PCH(NH ₂)C ₃ H ₇ - <i>n</i> (55)*	163		
	(4-CH ₃ C ₆ H ₄ CH ₂ O) ₂ POH	120°, 30 min	H ₂ O ₃ PCH(NH ₂)C ₃ H ₇ - <i>i</i> (84)*	165		
		85°, 15 min	(C ₂ H ₅ O) ₂ P(O)CH(CH ₃)NHC ₂ H ₅ (91)	94		
	(C ₂ H ₅ O) ₂ POH	C ₆ H ₅ NHCSNH ₂ , 30°, 1 h	(C ₆ H ₅ O) ₂ P(O)CH(CH ₃ CH ₃)NHCSNHC ₆ H ₅ (92)	219		
		C ₆ H ₅ CH ₂ CHO	(C ₆ H ₅ O) ₂ P(O)CH(CH ₂ CH ₂ CH ₃)NHCSNHCH ₂ C ₆ H ₅ (86)	178		
	(C ₆ H ₅ O) ₃ P	C ₆ H ₅ NHCSNH ₂ , 100°, 30 min	(C ₆ H ₅ O) ₂ P(O)CH(CH ₂ CH ₂ CH ₃)NHCSNHCH ₂ C ₆ H ₅ (86)	178		
		4-O ₂ NC ₆ H ₄ NHCSNH ₂ , 30 min, 100°	(C ₆ H ₅ O) ₂ P(O)CH(CH ₂ CH ₂ CH ₃)NHCSNHC ₆ H ₄ NO ₂ -4 (56)	178		
				(41) 178		
		100°, 30 min				
C ₅	<i>n</i> -C ₄ H ₉ CHO	(C ₂ H ₅ O) ₃ P	Acetic acid, H ₂ NCSNH ₂	H ₂ O ₃ PCH(C ₄ H ₉ - <i>n</i>)NHCSNH ₂ (22)*	180	
			C ₆ H ₅ NHCSNH ₂ , 80°, 30 min	(C ₆ H ₅ O) ₂ P(O)CH(C ₄ H ₉ - <i>n</i>)NHCSNHC ₆ H ₅ (81)	178	
			C ₆ H ₅ CH(CH ₃)NHCSNH ₂ , 80°, 30 min	(C ₆ H ₅ O) ₂ P(O)CH(C ₄ H ₉ - <i>n</i>)NHCSNHCH(CH ₃)C ₆ H ₅ (88)	177	
	<i>i</i> -C ₃ H ₇ CH ₂ CHO	(C ₆ H ₅ O) ₃ P	C ₆ H ₅ CH ₂ OCONH ₂ , 85°, 2 h	(C ₆ H ₅ O) ₂ P(O)CH(C ₄ H ₉ - <i>i</i>)NHCOCH ₂ C ₆ H ₅ (54)	181	
			85°, 15 min	(C ₂ H ₅ O) ₂ P(O)CH(NHCH ₃)C ₃ H ₇ - <i>i</i> (93)	94	
			85°, 15 min	(<i>n</i> -C ₄ H ₉ O) ₂ P(O)CH(NHCH ₃)C ₃ H ₇ - <i>i</i> (84)	94	
	<i>n</i> -C ₃ H ₇ CH=NH	(C ₂ H ₅ O) ₂ POH	85°, 15 min	(C ₂ H ₅ O) ₂ P(O)CH(NHC ₂ H ₅)C ₂ H ₅ (89)	94	
			85°, 15 min	(C ₂ H ₅ O) ₂ P(O)CH(CH ₃)NHC ₂ H ₅ (97)	94	
			85°, 15 min	(C ₂ H ₅ O) ₂ P(O)CH(CH ₃)NHC ₂ H ₅ (97)	94	
	C ₂ H ₅ CH=NC ₂ H ₅	(C ₂ H ₅ O) ₂ POH	85°, 15 min	(C ₂ H ₅ O) ₂ P(O)CH(CH ₃)NHC ₂ H ₅ (97)	94	
85°, 15 min			(C ₂ H ₅ O) ₂ P(O)CH(CH ₃)NHC ₂ H ₅ (97)	94		
(CH ₃) ₂ C=NC ₂ H ₅	(C ₂ H ₅ O) ₂ POH	85°, 15 min	(C ₂ H ₅ O) ₂ P(O)CH(CH ₃)NHC ₂ H ₅ (97)	94		
		85°, 15 min	(C ₂ H ₅ O) ₂ P(O)CH(CH ₃)NHC ₂ H ₅ (97)	94		

TABLE II. TRIVALENT PHOSPHORUS ADDITION REACTIONS AT IMINE CARBON (Continued)

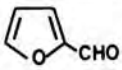
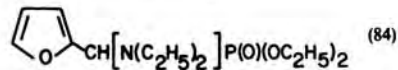
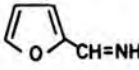
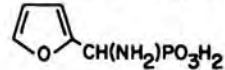
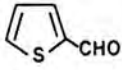
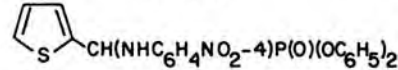
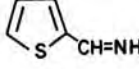
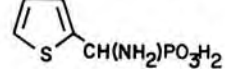
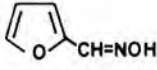
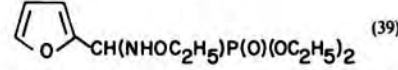
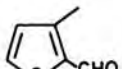
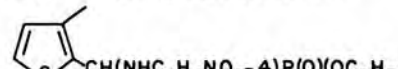
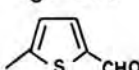

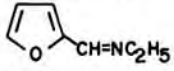
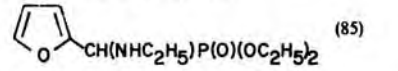
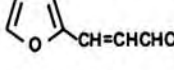
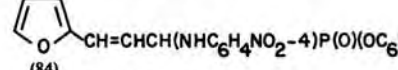
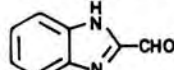
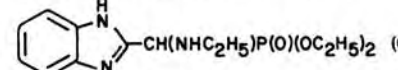
No. of Carbon Atoms	Substrate	Phosphorus Reagent	Conditions	Product(s) and Yield(s)(%)	Ref
C ₅ (Contd.)		(C ₂ H ₅ O) ₂ POH	(C ₂ H ₅) ₂ NH, 85°, 15 min	 (84)	94
		(4-CH ₃ C ₆ H ₄ CH ₂ O) ₂ POH	120°, 30 min	 (82) ^a	165
		(C ₆ H ₅ O) ₂ POH	4-O ₂ NC ₆ H ₄ NH ₂ , 85°, 15 min	 (75)	152
		(4-CH ₃ C ₆ H ₄ CH ₂ O) ₂ POH	120°, 30 min	 (85) ^a	165
		(C ₂ H ₅ O) ₃ P	80°	 (39)	43
	C ₂ H ₅ SCH ₂ CH ₂ CHO	(C ₆ H ₅ O) ₃ P	C ₆ H ₅ NHCSNH ₂ , 100°, 30 min	(C ₆ H ₅ O) ₂ P(O)CH(CH ₂ CH ₂ SC ₂ H ₅)NHC ₆ H ₅ (88)	178
	n-C ₄ H ₉ N=CH ₂	(C ₂ H ₅ O) ₂ POH	85°, 15 min	(C ₂ H ₅ O) ₂ P(O)CH ₂ NHC ₄ H ₉ -n (89)	94
	CH ₃ COCH ₂ CH ₂ CO ₂ CH ₃	CH ₃ P(OC ₂ H ₅)OH (C ₂ H ₅ O) ₂ POH	C ₂ H ₅ OH, NH ₃ , 110°, 6 h C ₂ H ₅ OH, NH ₃ , 110°, 6 h	CH ₃ P(O)(OH)C(CH ₃)(NH ₂)CH ₂ CH ₂ CO ₂ H (20) ^a H ₂ O ₃ PC(CH ₃)(NH ₂)CH ₂ CH ₂ CO ₂ H (25) ^a	161 161
		(C ₆ H ₅ O) ₂ POH	4-O ₂ NC ₆ H ₄ NH ₂ , 85°, 15 min	 (77)	152
		(C ₆ H ₅ O) ₂ POH	4-O ₂ NC ₆ H ₄ NH ₂ , 85°, 15 min	 (78)	152
C ₆	C ₆ H ₅ CHO	H ₃ PO ₃ (C ₂ H ₅ O) ₂ POH	CH ₃ CONH ₂ , 80°, 3 h C ₆ H ₅ CH(CH ₃)NHCONH ₂ , 4 h, reflux, BF ₃ -etherate	H ₂ O ₃ PCH(NH ₂)C ₆ H ₅ (75) ^a " (47) ^a	187 176
		(C ₆ H ₅ O) ₃ P	CH ₃ NHCSNH ₂ , toluene, reflux, 2 h Acetic acid, H ₂ NCSNH ₂ C ₆ H ₅ NHCSNH ₂ , 80°, 30 min C ₆ H ₅ CH(CH ₃)NHCSNH ₂ , 80°, 30 min	H ₂ O ₃ PCH(C ₆ H ₅)NHCSNHCH ₃ (6) ^a H ₂ O ₃ PCH(C ₆ H ₅)NHCSNH ₂ (11) ^a (C ₆ H ₅ O) ₂ P(O)CH(C ₆ H ₅)NHCSNHCH ₃ (85) (C ₆ H ₅ O) ₂ P(O)CH(C ₆ H ₅)NHCSNHCH(CH ₃)C ₆ H ₅ (80)	179 180 177 177
	C ₆ H ₅ CH=NH	(C ₂ H ₅ O) ₂ POH	C ₆ H ₅ OCONH ₂ , 85°, 2 h 100°, 3 h	(C ₆ H ₅ O) ₂ P(O)CH(C ₆ H ₅)NHCO ₂ CH ₂ C ₆ H ₅ (51) H ₂ O ₃ PCH(NH ₂)C ₆ H ₅ (61) ^a	181 163
		(C ₂ H ₅ O) ₂ POH	85°, 15 min	 (85)	94
		(C ₆ H ₅ O) ₂ POH	4-O ₂ NC ₆ H ₄ NH ₂ , 85°, 15 min	 (84)	152
	3-O ₂ NC ₆ H ₄ CHO	H ₃ PO ₃ (C ₆ H ₅ O) ₃ P	C ₆ H ₅ CONH ₂ , 80°, 3 h CH ₃ NHCSNH ₂ , toluene, reflux, 2 h	H ₂ O ₃ PCH(NH ₂)C ₆ H ₄ NO ₂ -3 (59) ^a H ₂ O ₃ PCH(C ₆ H ₄ NO ₂ -3)NHCSNHCH ₃ (25) ^a	187 179
	4-O ₂ NC ₆ H ₄ CHO	(C ₆ H ₅ O) ₃ P	CH ₃ NHCSNH ₂ , toluene, reflux, 2 h	H ₂ O ₃ PCH(C ₆ H ₄ NO ₂ -4)NHCSNHCH ₃ (26) ^a	179
	2-ClC ₆ H ₄ CHO	(C ₆ H ₅ O) ₃ P	CH ₃ NHCSNH ₂ , toluene, reflux, 2 h	H ₂ O ₃ PCH(C ₆ H ₄ Cl-2)NHCSNHCH ₃ (15) ^a	179
	4-ClC ₆ H ₄ CHO	H ₃ PO ₃ (C ₆ H ₅ O) ₃ P	CH ₃ CONH ₂ , 80°, 3 h CH ₃ NHCSNH ₂ , toluene, reflux, 2 h	H ₂ O ₃ PCH(NH ₂)C ₆ H ₄ Cl-4 (67) ^a H ₂ O ₃ PCH(C ₆ H ₄ Cl-4)NHCSNHCH ₃ (18) ^a	187 179
	4-BrC ₆ H ₄ CHO	(C ₆ H ₅ O) ₃ P	CH ₃ NHCSNH ₂ , toluene, reflux, 2 h	H ₂ O ₃ PCH(C ₆ H ₄ Br-4)NHCSNHCH ₃ (16) ^a	179
	C ₆ H ₅ CH=NH	(4-CH ₃ C ₆ H ₄ CH ₂ O) ₂ POH	120°, 30 min	H ₂ O ₃ PCH(NH ₂)C ₆ H ₅ (77) ^a	165
C ₈	2-CH ₃ C ₆ H ₄ CHO	(C ₆ H ₅ O) ₃ P	Acetic acid, H ₂ NCSNH ₂	H ₂ O ₃ PCH(C ₆ H ₄ CH ₃ -2)NHCSNH ₂ (11) ^a	180
	3-CH ₃ C ₆ H ₄ CHO	(C ₆ H ₅ O) ₂ POH (C ₆ H ₅ O) ₃ P	4-O ₂ NC ₆ H ₄ NH ₂ , 85°, 15 min Acetic acid, H ₂ NCSNH ₂	(C ₆ H ₅ O) ₂ P(O)CH(C ₆ H ₄ CH ₃ -3)NHC ₆ H ₄ NO ₂ -4 (78) H ₂ O ₃ PCH(C ₆ H ₄ CH ₃ -3)NHCSNH ₂ (19) ^a	152 180
	4-CH ₃ C ₆ H ₄ CHO	H ₃ PO ₃ (C ₆ H ₅ O) ₂ POH	C ₆ H ₅ CONH ₂ , 80°, 3 h 4-O ₂ NC ₆ H ₄ NH ₂ , 85°, 15 min	H ₂ O ₃ PCH(NH ₂)C ₆ H ₄ CH ₃ -4 (37) ^a (C ₆ H ₅ O) ₂ P(O)CH(C ₆ H ₄ CH ₃ -4)NHC ₆ H ₄ NO ₂ -4 (75)	187 152
	C ₆ H ₅ CH ₂ CHO	(C ₆ H ₅ O) ₃ P	C ₆ H ₅ CH ₂ OCONH ₂ , 85°, 2 h C ₆ H ₅ NHCSNH ₂ , 80°, 30 min C ₆ H ₅ CH(CH ₃)NHCSNH ₂ , 80°, 30 min	(C ₆ H ₅ O) ₂ P(O)CH(CH ₂ C ₆ H ₅)NHC ₆ H ₄ NO ₂ -4 (36) (C ₆ H ₅ O) ₂ P(O)CH(CH ₂ C ₆ H ₅)NHCSNHCH ₃ (70) (C ₆ H ₅ O) ₂ P(O)CH(CH ₂ C ₆ H ₅)NHCSNHCH(CH ₃)C ₆ H ₅ (70)	181 177 177
	C ₆ H ₅ CH=NCH ₃	H ₃ PO ₃	110°, 10 min	H ₂ O ₃ PCH(C ₆ H ₅)NHCH ₃ (61)	186
	3-CH ₃ C ₆ H ₄ CH=NH	(C ₂ H ₅ O) ₂ POH	100°, 3 h	H ₂ O ₃ PCH(NH ₂)C ₆ H ₄ CH ₃ -3 (51) ^a	163
	C ₆ H ₅ CH ₂ CH=NH	(C ₂ H ₅ O) ₂ POH	100°, 3 h	H ₂ O ₃ PCH(NH ₂)CH ₂ C ₆ H ₅ (71) ^a	163
	2-ClC ₆ H ₄ CH=NCH ₃	(C ₂ H ₅ O) ₂ POH	85°, 15 min	(C ₂ H ₅ O) ₂ P(O)CH(C ₆ H ₄ Cl-2)NHCH ₃ (88)	94
		(C ₂ H ₅ O) ₂ POH	C ₆ H ₅ NH ₂ , 110°, 12 h	 (68)	153
	n-C ₃ H ₇ CH=NC ₄ H ₉ -n	(C ₂ H ₅ O) ₂ POH	85°, 15 min	(C ₂ H ₅ O) ₂ P(O)CH(NHC ₄ H ₉ -n)C ₃ H ₇ -n (94)	94

TABLE II. TRIVALENT PHOSPHORUS ADDITION REACTIONS AT IMINE CARBON (Continued)

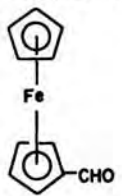
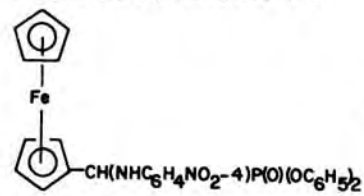
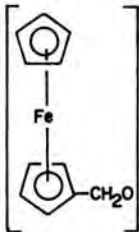
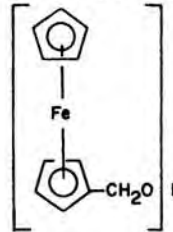
No. of Carbon Atoms	Substrate	Phosphorus Reagent	Conditions	Product(s) and Yield(s)(%)	Ref
C ₉	<i>t</i> -C ₄ H ₉ CH ₂ C(CH ₃) ₂ N=CH ₂	(C ₂ H ₅ O) ₂ POH	85°, 15 min	(C ₂ H ₅ O) ₂ P(O)CH ₂ NHC(CH ₃) ₂ CH ₂ C ₄ H ₉ - <i>t</i> (96)	94
	C ₆ H ₅ CH ₂ OCH ₂ CHO	(C ₆ H ₅ O) ₃ P	C ₆ H ₅ OCONH ₂ , 85°, 2 h	(C ₆ H ₅ O) ₂ P(O)CH(NHCO ₂ CH ₂ C ₆ H ₅)CH ₂ OCH ₂ C ₆ H ₅ (51)	64
	C ₆ H ₅ CH ₂ CH ₂ N=CH ₂	(C ₂ H ₅ O) ₂ POH	85°, 15 min	(C ₂ H ₅ O) ₂ P(O)CH ₂ NHCH ₂ CH ₂ C ₆ H ₅ (91)	94
	C ₆ H ₅ CH ₂ N=CHCH ₃	(C ₂ H ₅ O) ₂ POH	140°, 30 min	H ₂ O ₂ PCH(CH ₃)NHCH ₂ C ₆ H ₅ (58) ^a	95
		C ₆ H ₅ P(OH)OC ₂ H ₅	140°, 30 min	C ₆ H ₅ P(O)(OH)CH(CH ₃)NHCH ₂ C ₆ H ₅ (43) ^a	95
	C ₆ H ₅ CH=NC ₂ H ₅	H ₃ PO ₃	110°, 10 min	H ₂ O ₂ PCH(C ₆ H ₅)NHC ₂ H ₅ (68)	186
	4-ClC ₆ H ₄ C(OC ₂ H ₅)=NH	(<i>n</i> -C ₄ H ₉ O) ₂ POH	C ₆ H ₆ , Na, reflux, 5 h	4-ClC ₆ H ₄ C(NH ₂)[P(O)(OC ₂ H ₅ - <i>n</i>) ₂] ₂ (25)	16
	C ₆ H ₅ CH ₂ SCH ₂ CHO	(C ₆ H ₅ O) ₃ P	C ₆ H ₅ NHCSNH ₂ , 30°, 1 h	(C ₆ H ₅ O) ₂ P(O)CH(CH ₂ SCH ₂ C ₆ H ₅)NHCSNHC ₆ H ₅ (97)	219
	(<i>R</i>)-C ₆ H ₅ CH(CH ₃)N=CHCH ₃	(TMSO) ₃ P	C ₆ H ₆ , 80°, 6 h	(TMSO) ₂ P(O)CH(CH ₃)N(TMS)CH(CH ₃)C ₆ H ₅ (50), 70:30 diastereomeric mixture	183
	C ₂ H ₅ CH=NCH ₂ C ₆ H ₅	(C ₂ H ₅ O) ₂ POH	140°, 30 min	H ₂ O ₂ PCH(C ₂ H ₅)NHCH ₂ C ₆ H ₅ (55) ^a	95
C ₁₀	3-O ₂ NC ₆ H ₄ CH=NCH ₂ O ₂ CCH ₃	C ₆ H ₅ P(OH)OC ₂ H ₅	140°, 30 min	C ₆ H ₅ P(O)(OH)CH(C ₂ H ₅)NHCH ₂ C ₆ H ₅ (38) ^a	95
		(4-CH ₃ C ₆ H ₄ CH ₂ O) ₂ POH	120°, 30 min	3-O ₂ NC ₆ H ₄ CH(PO ₃ H ₂)NHCH ₂ CO ₂ CH ₃ (67) ^a	165
	C ₆ H ₅ CH=NC(CH ₃) ₂	H ₃ PO ₃	110°, 10 min	H ₂ O ₂ PCH(C ₆ H ₅)NHC(CH ₃) ₂ (40) ^a	186
	<i>n</i> -C ₃ H ₇ CH=NCH ₂ C ₆ H ₅	C ₂ H ₅ P(OH)OC ₂ H ₅	140°, 30 min	C ₂ H ₅ P(O)(OH)CH(C ₃ H ₇ - <i>n</i>)NHCH ₂ C ₆ H ₅ (41) ^a	95
		(C ₂ H ₅ O) ₂ POH	140°, 30 min	H ₂ O ₂ PCH(C ₃ H ₇ - <i>n</i>)NHCH ₂ C ₆ H ₅ (65) ^a	95
		C ₆ H ₅ P(OH)OC ₂ H ₅	140°, 30 min	C ₆ H ₅ P(O)(OH)CH(C ₃ H ₇ - <i>n</i>)NHCH ₂ C ₆ H ₅ (39) ^a	95
		H ₃ PO ₃	110°, 10 min	H ₂ O ₂ PCH(C ₃ H ₇ - <i>n</i>)NHCH ₂ C ₆ H ₅ (40)	186
		(C ₆ H ₅ O) ₂ POH	4-O ₂ NC ₆ H ₄ NH ₂ , 85°, 15 min	 (86)	152
	<i>n</i> -C ₄ H ₉ CH=NCH ₂ C ₆ H ₅	(C ₂ H ₅ O) ₂ POH	140°, 30 min	H ₂ O ₂ PCH(C ₄ H ₉ - <i>n</i>)NHCH ₂ C ₆ H ₅ (65) ^a	95
	(<i>R</i>)-C ₆ H ₅ CH(CH ₃)N=CHC ₃ H ₇ - <i>i</i>	C ₆ H ₅ P(OH)OC ₂ H ₅	140°, 30 min	C ₆ H ₅ P(O)(OH)CH(C ₃ H ₇ - <i>n</i>)NHCH ₂ C ₆ H ₅ (35) ^a	95
		(TMSO) ₃ P	Ether, ZnCl ₂ , 20°, 10 h	(TMSO) ₂ P(O)CH(C ₃ H ₇ - <i>i</i>)N(TMS)CH(CH ₃)C ₆ H ₅ (70), 66:34 diastereomeric mixture	183
C ₁₁	C ₆ H ₅ CH=NC ₆ H ₅	(C ₂ H ₅ O) ₂ POH	85°, 15 min	(C ₂ H ₅ O) ₂ P(O)CH(C ₆ H ₅)NHC ₆ H ₅ (97)	94
			C ₂ H ₅ OH, NaOC ₂ H ₅ , reflux, 2 h	 (91)	155
	3-O ₂ NC ₆ H ₄ CH=NCH ₂ CH ₂ P(O)(OC ₂ H ₅) ₂	(4-CH ₃ C ₆ H ₄ CH ₂ O) ₂ POH	120°, 30 min	3-O ₂ NC ₆ H ₄ CH(PO ₃ H ₂)NHCH ₂ P(O)(OC ₂ H ₅) ₂ (79) ^a	165
	C ₆ H ₅ CH=NCH ₂ C ₆ H ₅	(C ₂ H ₅ O) ₂ POH	140°, 30 min	H ₂ O ₂ PCH(NH ₂)C ₂ H ₅ (46) ^a	166
		H ₃ PO ₃	110°, 10 min	H ₂ O ₂ PCH(C ₆ H ₅)NHCH ₂ C ₆ H ₅ (98)	186
		C ₂ H ₅ P(OH)OC ₂ H ₅	140°, 30 min	C ₂ H ₅ P(O)(OH)CH(C ₆ H ₅)NHCH ₂ C ₆ H ₅ (57) ^a	95
		(C ₂ H ₅ O) ₂ POH	140°, 130 min	H ₂ O ₂ PCH(C ₆ H ₅)NHCH ₂ C ₆ H ₅ (58) ^a	95
			140°, 30 min	C ₆ H ₅ P(O)(OH)CH(C ₆ H ₅)NHCH ₂ C ₆ H ₅ (58) ^a	95
	4-ClC ₆ H ₄ CH=NCH ₂ C ₆ H ₅	H ₃ PO ₃	110°, 10 min	4-ClC ₆ H ₄ CH(PO ₃ H ₂)NHCH ₂ C ₆ H ₅ (87) ^a	186
	2-HOC ₆ H ₄ CH=NCH ₂ C ₆ H ₅	H ₃ PO ₃	110°, 10 min	2-HOC ₆ H ₄ CH(PO ₃ H ₂)NHCH ₂ C ₆ H ₅ (10) ^a	186
C ₁₂	4-CH ₃ OC ₆ H ₄ N=CHC ₆ H ₅	(C ₂ H ₅ O) ₂ POH	85°, 15 min	4-CH ₃ OC ₆ H ₄ NH(C ₆ H ₅)P(O)(OC ₂ H ₅) ₂ (89) ^a	94
	(C ₆ H ₅ CH=N) ₂	CH ₃ P(OH)OC ₂ H ₅	Na, 90°, 5 h	CH ₃ P(O)(OC ₂ H ₅)CH(NH ₂)C ₆ H ₅ (73)	96
		C ₂ H ₅ P(OH)OC ₂ H ₅	Na, 90°, 5 h	C ₆ H ₅ P(O)(OC ₂ H ₅)CH(NH ₂)C ₆ H ₅ (80)	96
		C ₆ H ₅ P(OH)OC ₂ H ₅	Na, 90°, 5 h	C ₆ H ₅ P(O)(OC ₂ H ₅)CH(NH ₂)C ₆ H ₅ (81)	96
	C ₆ H ₅ CH=NCH ₂ C ₃ H ₇ - <i>i</i>	(C ₂ H ₅ O) ₂ POH	140°, 30 min	C ₆ H ₅ CH(NHCH(C ₃ H ₇ - <i>i</i>))P(O)(OC ₂ H ₅) ₂ (69)	168
	(<i>S</i>)-C ₆ H ₅ CH(CH ₃)N=CHC ₆ H ₅	(C ₂ H ₅ O) ₂ POH	Room temp	C ₆ H ₅ CH(NH ₂)PO ₃ H ₂ (65) ^a , <i>R</i> : <i>S</i> = 6:1	64
	(<i>R</i>)-C ₆ H ₅ CH(CH ₃)N=CHC ₆ H ₅	(TMSO) ₃ P	Ether, TsOH ₂ , 20°, 10 h	(TMSO) ₂ P(O)CH(C ₆ H ₅)N(TMS)CH(CH ₃)C ₆ H ₅ (80), 85:15 diastereomeric mixture	183
			Ether, ZnCl ₂ , 20°, 10 h	" (89), 66:34 diastereomeric mixture	183
			Ether, ZnI ₂ , 20°, 10 h	" (87), 66:34 diastereomeric mixture	183
			Ether, 20°, 10 h	" (88), 90:10 diastereomeric mixture	183

TABLE II. TRIVALENT PHOSPHORUS ADDITION REACTIONS AT IMINE CARBON (Continued)

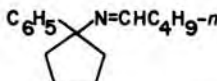
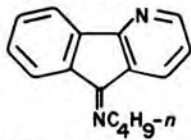
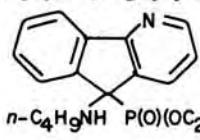
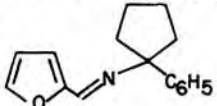
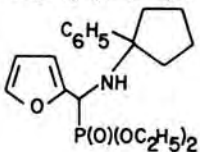
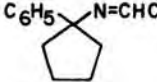
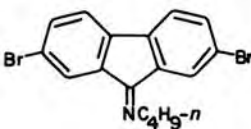
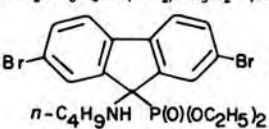
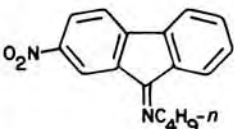
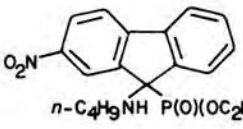
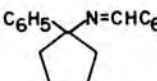
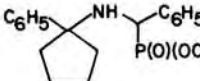




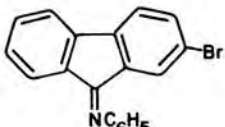
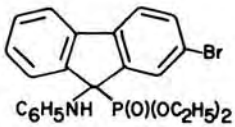
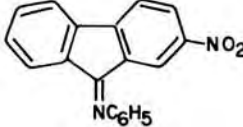
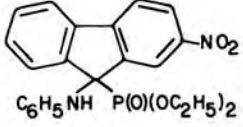
No. of Carbon Atoms	Substrate	Phosphorus Reagent	Conditions	Product(s) and Yield(s)(%)	Ref
C ₁₆		(C ₂ H ₅ O) ₂ POH	140°, 30 min	H ₂ O ₃ PCH(NH ₂)C ₄ H _{9-n} (60) ^a	166
	C ₆ H ₅ CH=NCH(C ₂ H ₅)C ₆ H ₅	(C ₂ H ₅ O) ₂ POH	140°, 30 min	H ₂ O ₃ PCH(NH ₂)C ₆ H ₅ (61) ^a	166
		(C ₂ H ₅ O) ₂ POH	100°, 9 h	 (10)	161
	3-HOC ₆ H ₄ CH=NCH(C ₆ H ₅)C ₂ H ₅	(C ₂ H ₅ O) ₂ POH	140°, 30 min	3-HOC ₆ H ₄ CH(NH ₂)PO ₃ H ₂ (69) ^a	166
	4-O ₂ NC ₆ H ₄ CH=NCH(C ₆ H ₅)C ₂ H ₅	(C ₂ H ₅ O) ₂ POH	140°, 30 min	4-O ₂ NC ₆ H ₄ CH(NH ₂)PO ₃ H ₂ (54) ^a	166
		(C ₂ H ₅ O) ₂ POH	140°, 30 min	 (79)	168
				P(O)(OC ₂ H ₅) ₂	
C ₁₇	4-CH ₃ C ₆ H ₄ CH=NCH(C ₆ H ₅)C ₂ H ₅	(C ₂ H ₅ O) ₂ POH	140°, 30 min	4-CH ₃ C ₆ H ₄ CH(NH ₂)PO ₃ H ₂ (46) ^a	166
		(C ₂ H ₅ O) ₂ POH	140°, 30 min	<i>n</i> -C ₅ H ₁₁ CH(NH ₂)PO ₃ H ₂ (62) ^a	166
	3-O ₂ NC ₆ H ₄ CH=NC(CH ₃)(C ₆ H ₅)C ₂ H ₅	(C ₂ H ₅ O) ₂ POH	140°, 30 min	3-O ₂ NC ₆ H ₄ CH(NH ₂)PO ₃ H ₂ (50) ^a	166
		(C ₂ H ₅ O) ₂ POH	100°, 8 h	 (30)	154
				<i>n</i> -C ₄ H ₉ NH P(O)(OC ₂ H ₅) ₂	
		(C ₂ H ₅ O) ₂ POH	100°, 8 h	 (65)	154
C ₁₈		(C ₂ H ₅ O) ₂ POH	140°, 30 min	 (83)	168
	3-O ₂ NC ₆ H ₄ CH=N 	(C ₂ H ₅ O) ₂ POH	140°, 30 min	3-O ₂ NC ₆ H ₄ CH[P(O)(OC ₂ H ₅) ₂]NH  (74)	168
	4-BrC ₆ H ₄ CH=N 	(C ₂ H ₅ O) ₂ POH	140°, 30 min	4-BrC ₆ H ₄ CH[P(O)(OC ₂ H ₅) ₂]NH  (63)	166
		(C ₂ H ₅ O) ₂ POH	100°, 8 h	 (56)	154
				C ₆ H ₅ NH P(O)(OC ₂ H ₅) ₂	
C ₁₉		(C ₂ H ₅ O) ₂ POH	100°, 8 h	 (76)	154
				C ₆ H ₅ NH P(O)(OC ₂ H ₅) ₂	
C ₂₀	2-C ₁₀ H ₇ CH=NCH(C ₆ H ₅)C ₂ H ₅	(C ₂ H ₅ O) ₂ POH	140°, 30 min	2-C ₁₀ H ₇ CH(NH ₂)PO ₃ H ₂ (66) ^a	166
C ₂₁	(C ₆ H ₅ CH=N) ₂ CHC ₆ H ₅	(C ₂ H ₅ O) ₂ POH	C ₂ H ₅) ₃ N, H ₂ O, 100°, 3 h	(C ₂ H ₅ O) ₂ P(O)CH(NH ₂)C ₆ H ₅ (96) ^a	171
		C ₆ H ₅ P(OH)OC ₂ H ₅	(C ₂ H ₅) ₃ N, 55–100°	C ₆ H ₅ P(O)(OC ₂ H ₅)CH(NH ₂)C ₆ H ₅ (85) ^a	170

TABLE III. HYDROPHOSPHINYLLATION REACTIONS

No. of Carbon Atoms	Substrate	Phosphorus Reagent	Conditions	Product(s) and Yield(s)(%)	Ref.
C ₂	CH ₂ =CHNO ₂	(CH ₃ O) ₃ P	C ₆ H ₆ , (CH ₃) ₃ COH, 9 h, room temp	(CH ₃ O) ₂ P(O)CH ₂ CH ₂ NO ₂ (88)	71
		(C ₆ H ₅ O) ₃ P	C ₆ H ₆ , (CH ₃) ₃ COH, 9 h, room temp	(C ₆ H ₅ O) ₂ P(O)CH ₂ CH ₂ NO ₂ (65)	71
C ₃	CH ₂ =CHCN	CH ₃ OP(O)H ₂	CH ₃ OH, NaOCH ₃ , HCO ₂ CH ₃ , 4 h, reflux	CH ₃ OP(O)(CH ₂ CH ₂ CN) ₂ (83)	220
		CH ₃ P(OH)OC ₂ H ₅	CH ₃ CON(TMS) ₂ , CH ₂ Cl ₂ , 18 h, room temp	CH ₃ P(O)(OC ₂ H ₅)CH ₂ CH(TMS)CN (63)	221
		(CH ₃ O) ₃ P	TMSCl, 80°, 2 h	(CH ₃ O) ₂ P(O)CH ₂ CH(TMS)CN (30)	132
		(C ₂ H ₅ O) ₂ POH	C ₆ H ₆ , Na, 60°	(C ₂ H ₅ O) ₂ P(O)CH ₂ CH ₂ CN (78)	128
		(CH ₃ O) ₂ POTMS	2 h, 120°	(CH ₃ O) ₂ P(O)CH ₂ CH(TMS)CN (46)	132
		(C ₂ H ₅ O) ₃ P	C ₂ H ₅ OH, 2 h, 0°; 19 h, room temp	(C ₂ H ₅ O) ₂ P(O)CH ₂ CH ₂ CN (44)	33
		(C ₂ H ₅ O) ₂ POTMS	TMSCl, 80°, 2 h	(C ₂ H ₅ O) ₂ P(O)CH ₂ CH(TMS)CN (52)	132
			0°	" (70)	126
			1 h, 20°	" (70)	50
			120°, 2 h	" (62)	132
		(<i>n</i> -C ₃ H ₇ O) ₃ P	TMSCl, 80°, 2 h	(<i>n</i> -C ₃ H ₇ O) ₂ P(O)CH ₂ CH(TMS)CN (63)	132
		(<i>i</i> -C ₃ H ₇ O) ₃ P	TMSCl, 80°, 2 h	(<i>i</i> -C ₃ H ₇ O) ₂ P(O)CH ₂ CH(TMS)CN (43)	132
		NH ₄ OP(OH)OCH ₂ CH(C ₂ H ₅)C ₄ H ₉ - <i>n</i>	Na, 2-ethylhexanol, 70°, 8 h	<i>n</i> -C ₄ H ₉ CH(C ₂ H ₅)CH ₂ OP(O)(OH)CH ₂ CH ₂ CN (80)	205
		(<i>i</i> -C ₃ H ₇ O) ₂ POTMS	120°, 2 h	(<i>i</i> -C ₃ H ₇ O) ₂ P(O)CH ₂ CH(TMS)CN (55)	132
		(TMSO) ₃ P	120°, 2 h	(TMSO) ₂ P(O)CH ₂ CH(TMS)CN (52)	132
		C ₆ H ₅ (CH ₂) ₄ P(OH) ₂	TMSCl, CHCl ₃ , 18 h, room temp	C ₆ H ₅ (CH ₂) ₄ P(O)(OTMS)CH ₂ CH(TMS)CN (90)	63
	CH ₂ =CHCHO	(<i>n</i> -C ₄ H ₉ O) ₃ P	TMSCl, 80°, 2 h	(<i>n</i> -C ₄ H ₉ O) ₂ P(O)CH ₂ CH(TMS)CN (67)	132
		(CH ₃ O) ₃ P	(C ₂ H ₅ O) ₂ P(O)Cl, 3 h, reflux	(CH ₃ O) ₂ P(O)CH ₂ CH=CHOP(O)(OC ₂ H ₅) ₂ (73)	73
		(CH ₃ O) ₂ POTMS	25°, 12 h	(CH ₃ O) ₂ P(O)CH ₂ CH=CHOTMS (31)	51
		(C ₂ H ₅ O) ₃ P	(CH ₃ O) ₂ P(O)Cl, 3 h, reflux	(C ₂ H ₅ O) ₂ P(O)CH ₂ CH=CHOP(O)(OCH ₃) ₂ (72)	73
			(C ₂ H ₅ O) ₂ P(O)Cl, 3 h, reflux	(C ₂ H ₅ O) ₂ P(O)CH ₂ CH=CHOP(O)(OC ₂ H ₅) ₂ (61)	73
		(C ₆ H ₅) ₂ POCH ₃	TESCl, 100°, 30 min	(C ₆ H ₅) ₂ P(O)CH ₂ CH=CHOTES (100)	51
		(C ₂ H ₅ O) ₃ P	100°, 30 min	(C ₂ H ₅ O) ₂ P(O)CH ₂ CH ₂ CO ₂ H (82) ^a	138
			TMSCl, reflux, 1 h	(C ₂ H ₅ O) ₂ P(O)CH ₂ CH ₂ CO ₂ TMS (96)	68
		NH ₄ OP(OH)OCH ₂ CH(C ₂ H ₅)C ₄ H ₉ - <i>n</i>	Na, 2-ethylhexanol, 70°, 8 h	<i>n</i> -C ₄ H ₉ CH(C ₂ H ₅)CH ₂ OP(O)(OH)CH ₂ CH ₂ CO ₂ H (58)	205
	CH ₂ =CHCONH ₂	CH ₃ OP(O)H ₂	CH ₃ OH, NaOCH ₃ , HCO ₂ CH ₃ , reflux, 4 h	CH ₃ OP(O)(CH ₂ CH ₂ CONH ₂) ₂ (52)	220
		(C ₂ H ₅ O) ₂ POH	NaOC ₂ H ₅ , 110°, 1 h	(C ₂ H ₅ O) ₂ P(O)CH ₂ CH ₂ CONH ₂ (75)	134
		(C ₂ H ₅ O) ₃ P	C ₂ H ₅ OH, 0°, 2 h; room temp, 19 h	" (42)	33
	Cl ₃ CCH=CHNO ₂	CH ₃ P(OCH ₃) ₂	Ether, 25°, 18 h	CH ₃ P(O)(OCH ₃)C(CH ₂ NO ₂)=CCl ₂ (50)	107
		(CH ₃ O) ₃ P	Ether, 25°, 18 h	(CH ₃ O) ₂ P(O)C(CH ₂ NO ₂)=CCl ₂ (51)	107
		(CH ₃ O) ₂ POTMS	Ether, 25°, 18 h	(CH ₃ O) ₂ P(O)CH(CCl ₃)CH ₂ NO ₂ (86)	107
		C ₆ H ₅ P(OCH ₃)OTMS	Ether, 25°, 18 h	C ₆ H ₅ P(O)(OCH ₃)CH(CCl ₃)CH ₂ NO ₂ (50)	107
C ₄	CH ₃ CH=CHCHO	(CH ₃ O) ₂ POTMS	55°, 18 h	(CH ₃ O) ₂ P(O)CH(CH ₃)CH=CHOTMS (23)	51
		(C ₂ H ₅ O) ₃ P	C ₂ H ₅ OH, 0°, 2 h; room temp, 19 h	(C ₂ H ₅ O) ₂ P(O)CH(CH ₃)CH ₂ CHO (59)	33
			C ₆ H ₅ OH, 100°, 24 h	" (82)	33
	CH ₂ =C(CH ₃)CHO		(C ₂ H ₅ O) ₂ P(O)Cl, reflux, 3 h	(C ₂ H ₅ O) ₂ P(O)CH(CH ₃)CH=CHOP(O)(OC ₂ H ₅) ₂ (52)	73
		(C ₂ H ₅ O) ₃ P	(CH ₃ O) ₂ P(O)Cl, reflux, 3 h	(C ₂ H ₅ O) ₂ P(O)CH ₂ C(CH ₃)=CHOP(O)(OCH ₃) ₂ (54)	73
			(C ₂ H ₅ O) ₂ P(O)Cl, reflux, 3 h	(C ₂ H ₅ O) ₂ P(O)CH ₂ C(CH ₃)=CHOP(O)(OC ₂ H ₅) ₂ (68)	73
	CH ₂ =C(CH ₃)CHO				

TABLE III. HYDROPHOSPHINYLACTION REACTIONS (Continued)

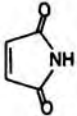
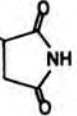

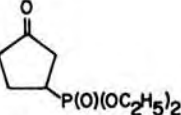
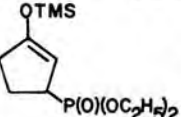
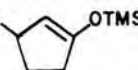
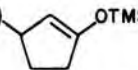
No. of Carbon Atoms	Substrate	Phosphorus Reagent	Conditions	Product(s) and Yield(s)(%)	Ref.
C ₄ (Contd.)	CH ₂ =CHCOCH ₃	(CH ₃ O) ₃ P	TMSCl, 100°, 2 h	(CH ₃ O) ₂ P(O)CH ₂ CH=C(OTMS)CH ₃ (79)	51
			TESCl, 100°, 2 h	(CH ₃ O) ₂ P(O)CH ₂ CH=C(OTES)CH ₃ (76)	51
		(CH ₃ O) ₂ POTMS	50°, 6 h	" (88)	51
		(C ₂ H ₅ O) ₃ P	C ₂ H ₅ OH, 0°, 2 h; room temp, 19 h	(C ₂ H ₅ O) ₂ P(O)CH ₂ CH ₂ COCH ₃ (73)	33
			C ₆ H ₅ OH, 100°, 24 h	" (76)	33
		(C ₂ H ₅ O) ₂ POTMS	C ₆ H ₆ , room temp, 22 h	(C ₂ H ₅ O) ₂ P(O)CH ₂ CH=C(OTMS)CH ₃ (84)	111
			C ₆ H ₆ , reflux, 6 h	" (91)	111
		(CH ₃ O) ₂ POTES	100°, 3 h	(CH ₃ O) ₂ P(O)CH ₂ CH=C(OTES)CH ₃ (36)	51
		NH ₄ OP(OH)OCH ₂ CH(C ₂ H ₅)C ₄ H ₉ -n	Na, 2-ethylhexanol, 70°, 7 h	n-C ₄ H ₉ CH(C ₂ H ₅)CH ₂ OP(O)(OH)CH ₂ CH ₂ COCH ₃ (66)	205
		(TMSO) ₃ P	C ₆ H ₆ , room temp, 4 h	(TMSO) ₂ P(O)CH ₂ CH=C(OTMS)CH ₃ (84)	49
	CH ₂ =CHCO ₂ CH ₃	[(CH ₃) ₂ N] ₂ POTES	THF, 0°, 30 min	[(CH ₃) ₂ N] ₂ P(O)CH ₂ CH=C(OTES)CH ₃ (82)	51
		(C ₆ H ₅) ₂ POCH ₃	TESCl, 100°, 30 min	(C ₆ H ₅) ₂ P(O)CH ₂ CH=C(OTES)CH ₃ (100)	51
		(C ₂ H ₅ O) ₃ P	TMSCl, reflux, 1 h	(C ₂ H ₅ O) ₂ P(O)CH ₂ CH=C(OTMS)OCH ₃ (58)	68
		(C ₂ H ₅ O) ₂ POTMS	0°	(C ₂ H ₅ O) ₂ P(O)CH ₂ CH(TMS)CO ₂ CH ₃ (75)	126
			20°, 1 h	(C ₂ H ₅ O) ₂ P(O)CH ₂ CH ₂ CO ₂ CH ₃ (75)*	50
			120°, 2 h	(C ₂ H ₅ O) ₂ P(O)CH ₂ CH=C(OTMS)OCH ₃ (87)	130
		(i-C ₃ H ₇ O) ₃ P	TMSCl, reflux, 1 h	(i-C ₃ H ₇ O) ₂ P(O)CH ₂ CH=C(OTMS)OCH ₃ (62)	68
		(i-C ₃ H ₇ O) ₂ POTMS	120°, 2 h	(i-C ₃ H ₇ O) ₂ P(O)CH ₂ CH=C(OTMS)OCH ₃ (73)	130
		C ₆ H ₅ (CH ₂) ₄ P(OH) ₂	TMSCl, CHCl ₃ , 18 h, room temp	C ₆ H ₅ (CH ₂) ₄ P(O)(OTMS)CH ₂ CH=C(OTMS)OCH ₃ (88)	63
		C ₆ H ₅ (CH ₂) ₄ P(OH)OC ₂ H ₅	TMSCl, CHCl ₃ , 18 h, room temp	C ₆ H ₅ (CH ₂) ₄ P(O)(OC ₂ H ₅)CH ₂ CH=C(OTMS)OCH ₃ (87)	63
C ₅		(C ₂ H ₅ O) ₂ POTMS		(C ₂ H ₅ O) ₂ P(O)  (48)	127
		NCCH=CHCN	(C ₂ H ₅ O) ₃ P	(C ₂ H ₅ O) ₂ P(O)CH(CN)CH ₂ CN (55)	33
		(C ₂ H ₅ O) ₃ P	C ₆ H ₅ OH, 100°, 24 h	 (72)	33
		(C ₂ H ₅ O) ₂ POTMS	180°, 12 h	 (100)	62
		C ₆ H ₅ (CH ₂) ₄ P(OH) ₂	TMSCl, CHCl ₃ , 18 h, room temp	C ₆ H ₅ (CH ₂) ₄ P(O)(OTMS)  (77)	63
		C ₆ H ₅ (CH ₂) ₄ P(OH)OC ₂ H ₅	TMSCl, CHCl ₃ , 18 h, room temp	C ₆ H ₅ (CH ₂) ₄ P(O)(OC ₂ H ₅)  (89)	63
		(CH ₃ O) ₂ POTMS	80°, 24 h	(CH ₃ O) ₂ P(O)CH(CH ₃)CH ₂ CH=C(OTMS)CH ₃ (64)	51
		(C ₆ H ₅) ₂ POH	THF, NaH, 0°, 1 h	(C ₆ H ₅) ₂ P(O)CH(CH ₃)CH ₂ COCH ₃ (58)	84
		(C ₆ H ₅) ₂ POH	THF, NaH, 0°, 1 h	(C ₆ H ₅) ₂ P(O)CH ₂ CH ₂ COC ₂ H ₅ (55)	84
		(C ₂ H ₅ O) ₂ POH	C ₆ H ₆ , Na, 60°	(C ₂ H ₅ O) ₂ P(O)CH ₂ CH ₂ CO ₂ C ₂ H ₅ (84)	84
		(C ₂ H ₅ O) ₃ P	C ₂ H ₅ OH, 0°, 2 h; room temp, 19 h	" (50)	33
			C ₆ H ₅ OH, 100°, 24 h	" (90)	33
	CH ₃ CH=CHCOCH ₃ CH ₂ =CHCOC ₂ H ₅ CH ₂ =CHCO ₂ C ₂ H ₅	(C ₂ H ₅ O) ₂ POTMS	TMSCl, reflux, 1 h	(C ₂ H ₅ O) ₂ P(O)CH ₂ CH=C(OTMS)OC ₂ H ₅ (86)	68
			20°, 1 h	(C ₂ H ₅ O) ₂ P(O)CH ₂ CH ₂ CO ₂ C ₂ H ₅ (65)*	50
			100°, 1 h	(C ₂ H ₅ O) ₂ P(O)CH ₂ CH=C(OTMS)OC ₂ H ₅ (65)	131
			120°, 2 h	" (86)	130

TABLE III. HYDROPHOSPHINYLACTION REACTIONS (Continued)

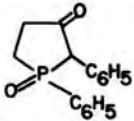
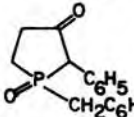
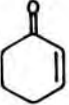
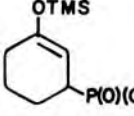
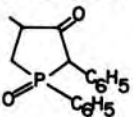
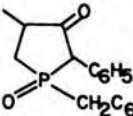
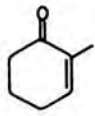
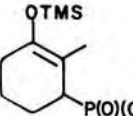
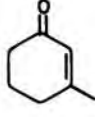
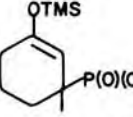
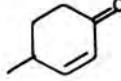
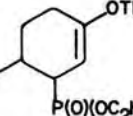
No. of Carbon Atoms	Substrate	Phosphorus Reagent	Conditions	Product(s) and Yield(s)(%)	Ref.
C ₅ (Contd.)		C ₆ H ₅ P(OH)CH ₂ C ₆ H ₅	THF, NaH, 65°	 (38)	126
		(C ₆ H ₅ CH ₂) ₂ POH	THF, NaH, 65°	 (41)	126
	CH ₃ CH=CHCO ₂ CH ₃	(C ₂ H ₅ O) ₂ POTMS	120°, 2 h	(C ₂ H ₅ O) ₂ P(O)CH(CH ₃)CH=C(OTMS)OCH ₃ (56)	130
	CH ₂ =C(CH ₃)CO ₂ CH ₃	(C ₂ H ₅ O) ₂ POTMS	20°, 1 h	(C ₂ H ₅ O) ₂ P(O)CH ₂ CH(CH ₃)CO ₂ CH ₃ (51) ^a	50
		C ₆ H ₅ (CH ₂) ₄ P(OH)OC ₂ H ₅	TMSCl, CHCl ₃ , 18 h, room temp	C ₆ H ₅ (CH ₂) ₄ P(O)(OC ₂ H ₅)CH ₂ C(CH ₃)=C(OTMS)OCH ₃ (93)	63
		C ₆ H ₅ (CH ₂) ₄ P(OH) ₂	TMSCl, CHCl ₃ , 18 h, room temp	C ₆ H ₅ (CH ₂) ₄ P(O)(OTMS)CH ₂ C(CH ₃)=C(OTMS)OCH ₃ (88)	63
	CH ₂ =C(CO ₂ H)NHCOCH ₃	(C ₂ H ₅ O) ₃ P	130°, 1 h	H ₂ O ₃ PCH ₂ CH(NH ₂)CO ₂ H (75) ^a	141
		CH ₃ P(OC ₂ H ₅) ₂	70°	CH ₃ P(O)(OH)CH ₂ CH(NH ₂)CO ₂ H (65) ^a	141
		C ₂ H ₅ P(OC ₂ H ₅) ₂	70°	C ₂ H ₅ P(O)(OH)CH ₂ CH(NH ₂)CO ₂ H (60) ^a	141
		(C ₂ H ₅ O) ₂ POTMS	180°, 12 h	 (93)	62
C ₆	(CH ₃) ₂ C=CHCOCH ₃	(C ₂ H ₅ O) ₂ POTMS C ₆ H ₅ (CH ₂) ₄ P(OH) ₂	140°, 4 h TMSCl, CHCl ₃ , 18 h, room temp	(C ₂ H ₅ O) ₂ P(O)C(CH ₃) ₂ CH=C(OTMS)CH ₃ (50) C ₆ H ₅ (CH ₂) ₄ P(O)(OTMS)C(CH ₃) ₂ CH=C(OTMS)CH ₃ (37)	131 63
	C ₂ H ₅ CH=CHCO ₂ CH ₃	(C ₂ H ₅ O) ₂ POTMS	120°, 2 h	(C ₂ H ₅ O) ₂ P(O)CH(C ₂ H ₅)CH=C(OTMS)OCH ₃ (43)	130
	CH ₂ =CHCO ₂ C ₃ H _{7-n}	(C ₂ H ₅ O) ₃ P	TMSCl, reflux, 1 h	(C ₂ H ₅ O) ₂ P(O)CH ₂ CH=C(OTMS)OC ₃ H _{7-n} (79)	68
	CH ₃ CH=CHCO ₂ C ₂ H ₅	(C ₂ H ₅ O) ₂ POTMS (TMSO) ₃ P (n-C ₄ H ₉ O) ₂ POTMS	C ₆ H ₆ , reflux, 16 h Dioxane, reflux, 7 h 120°, 2 h	(C ₂ H ₅ O) ₂ P(O)CH(CH ₃)CH=C(OTMS)OC ₂ H ₅ (16) (TMSO) ₃ P(O)CH(CH ₃)CH=C(OTMS)OC ₂ H ₅ (71) (n-C ₄ H ₉ O) ₂ P(O)CH(CH ₃)CH=C(OTMS)OC ₂ H ₅ (63)	111 49 130
	CH ₂ =C(CH ₃)CO ₂ C ₂ H ₅	C ₆ H ₅ CH ₂ P(C ₆ H ₅)OH	THF, NaH, 65°	 (45)	126
		(C ₆ H ₅ CH ₂) ₂ POH		 (65)	126
	CH ₂ =CHCOCH ₂ O ₂ CCH ₃	(C ₂ H ₅ O) ₃ P	C ₂ H ₅ OH, room temp, 12 h	(C ₂ H ₅ O) ₂ P(O)CH ₂ CH ₂ COCH ₂ O ₂ CCH ₃ (70) ^a	118
	(CH ₃ OCOCH=) ₂	(C ₂ H ₅ O) ₂ PONa (C ₂ H ₅ O) ₂ POTMS	50°, 30 min 120°, 2 h	(C ₂ H ₅ O) ₂ P(O)CH(CO ₂ CH ₃)CH ₂ CO ₂ CH ₃ (76) (C ₂ H ₅ O) ₂ P(O)CH(CO ₂ CH ₃)CH=C(OTMS)OCH ₃ (52)	81 130
	CH ₃ C(NH ₂)=CHCO ₂ C ₂ H ₅	CH ₃ P(OH)OC ₂ H ₅ (C ₂ H ₅ O) ₂ POH	140°, 4 h 140°, 4 h	CH ₃ P(O)(OH)C(CH ₃)(NH ₂)CH ₂ CO ₂ H (28) ^a H ₂ O ₃ PC(CH ₃)(NH ₂)CH ₂ CO ₂ H (34) ^a	161 161
		(C ₂ H ₅ O) ₂ POTMS	180°, 12 h	 (93)	62
C ₇		(C ₂ H ₅ O) ₂ POTMS	180°, 12 h	 (95)	62
		(C ₂ H ₅ O) ₂ POTMS	180°, 12 h	 (60)	62

TABLE III. HYDROPHOSPHINYLACTION REACTIONS (Continued)

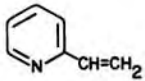

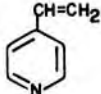
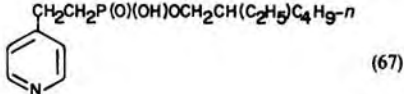
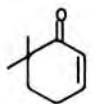
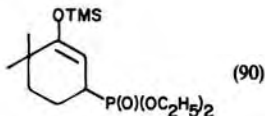
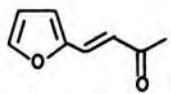
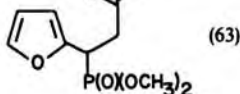
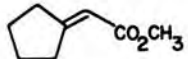
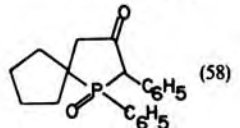
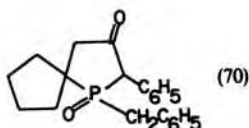
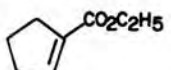
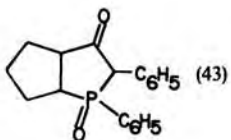
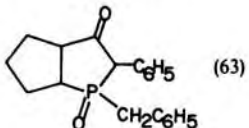
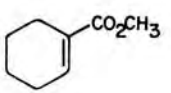
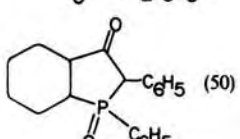
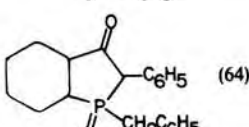
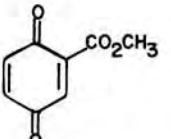
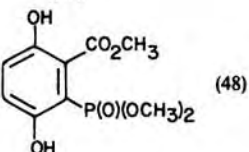
No. of Carbon Atoms	Substrate	Phosphorus Reagent	Conditions	Product(s) and Yield(s)(%)	Ref.
C ₇ (Contd.)	$\text{CH}_2=\text{CHCO}_2\text{C}_4\text{H}_9-n$	$(\text{C}_2\text{H}_5\text{O})_3\text{P}$ $(\text{C}_2\text{H}_5\text{O})_2\text{POTMS}$	TMSCl, reflux, 1 h 120°, 2 h	$(\text{C}_2\text{H}_5\text{O})_2\text{P}(\text{O})\text{CH}_2\text{CH}=\text{C}(\text{OTMS})\text{OC}_4\text{H}_9-n$ (75) (82)	68 130
		$\text{NH}_4\text{OP}(\text{OH})\text{OCH}_2\text{CH}(\text{C}_2\text{H}_5)\text{C}_4\text{H}_9-n$	2-Ethylhexanol, Na, 100°, 15 h	 (65)	205
		$\text{NH}_4\text{OP}(\text{OH})\text{OCH}_2\text{CH}(\text{C}_2\text{H}_5)\text{C}_4\text{H}_9-n$	2-Ethylhexanol, Na, 100°, 15 h	 (67)	205
		$(\text{C}_2\text{H}_5\text{O})_2\text{POTMS}$	180°, 12 h	 (90)	62
234 C ₈		$(\text{CH}_3\text{O})_2\text{POH}$	C_6H_6 , CH_3OH , Na	 (63)	87
		$\text{C}_6\text{H}_5\text{CH}_2\text{P}(\text{OH})\text{C}_6\text{H}_5$	THF, NaH, 65°	 (58)	126
		$(\text{C}_6\text{H}_5\text{CH}_2)_2\text{POH}$	THF, NaH, 65°	 (70)	126
		$\text{C}_6\text{H}_5\text{CH}_2\text{P}(\text{OH})\text{C}_6\text{H}_5$	THF, NaH, 65°	 (43)	126
		$(\text{C}_6\text{H}_5\text{CH}_2)_2\text{POH}$	THF, NaH, 65°	 (63)	126
		$\text{C}_6\text{H}_5\text{CH}_2\text{P}(\text{OH})\text{C}_6\text{H}_5$	THF, NaH, 65°	 (50)	126
		$(\text{C}_6\text{H}_5\text{CH}_2)_2\text{POH}$	THF, NaH, 65°	 (64)	126
	$(\text{CH}_3\text{CO})_2\text{C}=\text{CHOC}_2\text{H}_5$	$(\text{C}_2\text{H}_5\text{O})_2\text{POH}$ $(\text{C}_2\text{H}_5\text{O})_2\text{PONa}$ $(n\text{-C}_4\text{H}_9\text{O})_2\text{POH}$ $(n\text{-C}_4\text{H}_9\text{O})_2\text{PONa}$	Ether, NaOC_2H_5 , reflux, 5 h Ether, reflux, 2 h Ether, NaOC_2H_5 , reflux, 5 h Ether, reflux, 2 h	$(\text{CH}_3\text{CO})_2\text{C}=\text{CHP}(\text{O})(\text{OC}_2\text{H}_5)_2$ (80) " (61) $(\text{CH}_3\text{CO})_2\text{C}=\text{CHP}(\text{O})(\text{OC}_4\text{H}_9-n)$ (75) " (33)	222 222 222 222
		$(\text{CH}_3\text{O})_3\text{P}$	TMSCl, CH_2Cl_2 , 18 h, room temp	 (48)	223

TABLE III. HYDROPHOSPHINYLAION REACTIONS (Continued)

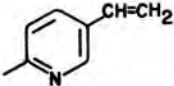
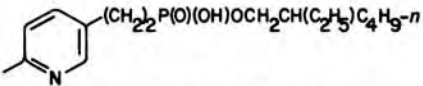
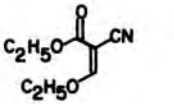
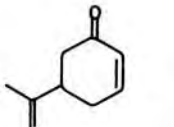
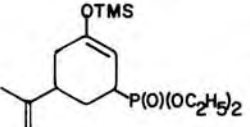
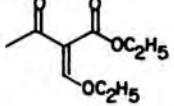
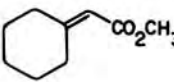
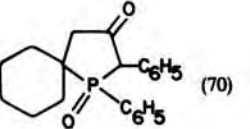
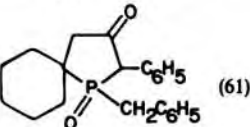
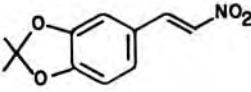
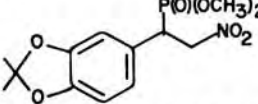
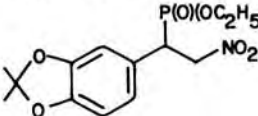
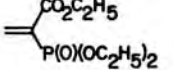
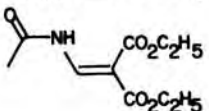
No. of Carbon Atoms	Substrate	Phosphorus Reagent	Conditions	Product(s) and Yield(s)(%)	Ref.
C ₈ (Contd.)	(C ₂ H ₅ O ₂ CCH=) ₂	(C ₂ H ₅ O) ₂ PONa (C ₂ H ₅ O) ₃ P	50°, 30 min C ₆ H ₅ OH, 100°, 24 h	(C ₂ H ₅ O) ₂ P(O)CH(CO ₂ C ₂ H ₅)CH ₂ CO ₂ C ₂ H ₅ (82) " (93)	81 33
		NH ₄ OP(OH)OCH ₂ CH(C ₂ H ₅)C ₄ H ₉ -n	2-Ethylhexanol, Na, 100°, 15 h		205
	C ₆ H ₅ CH=CHNO ₂	(CH ₃ O) ₃ P (C ₂ H ₅ O) ₃ P (C ₂ H ₅ O) ₂ PC ₆ H ₅	CH ₃ CN, 65°, 20 h CH ₃ CN, 50°, 30 min CH ₃ CN, 60°, 6 h	(CH ₃ O) ₂ P(O)CH(C ₆ H ₅)CH ₂ NO ₂ (26) (C ₂ H ₅ O) ₂ P(O)CH(C ₆ H ₅)CH ₂ NO ₂ (61) C ₆ H ₅ P(O)(OC ₂ H ₅)CH(C ₆ H ₅)CH ₂ NO ₂ (32)	75 75 75
		(C ₂ H ₅ O) ₂ POH	Ether, NaOC ₂ H ₅ , reflux, 5 h	(C ₂ H ₅ O) ₂ P(O)CH=C(CN)CO ₂ C ₂ H ₅ (79)	222
	4-ClC ₆ H ₄ CH=CHNO ₂	(C ₂ H ₅ O) ₂ PONa (CH ₃ O) ₃ P	Ether, reflux, 2 h CH ₃ CN, 65°, 20 h	" (54) (CH ₃ O) ₂ P(O)CH(C ₆ H ₄ Cl-4)CH ₂ NO ₂ (51)	222 75
	C ₆ H ₅ CH=CHCHO	(C ₂ H ₅ O) ₃ P (C ₂ H ₅ O) ₃ P	C ₂ H ₅ OH, 0°, 2 h; 19 h, room temp (C ₂ H ₅ O) ₂ P(O)Cl reflux, 3 h	(C ₂ H ₅ O) ₂ P(O)CH(C ₆ H ₅)CH ₂ CHO (61) (C ₂ H ₅ O) ₂ P(O)CH(C ₆ H ₅)CH=CHOP(O)(OC ₂ H ₅) ₂ (26)	33 73
		(C ₂ H ₅ O) ₂ POTMS	180°, 12 h	 (82)	62
		(C ₂ H ₅ O) ₂ PONa (C ₂ H ₅ O) ₂ POH	Ether, reflux, 2 h Ether, NaOC ₂ H ₅ , reflux 5 h	(C ₂ H ₅ O) ₂ P(O)CH=C(COCH ₃)CO ₂ C ₂ H ₅ (36) " (76)	222 222
		C ₆ H ₅ CH ₂ P(OH)C ₆ H ₅	THF, NaH, 65°	 (70)	126
		(C ₆ H ₅ CH ₂) ₂ POH	THF, Na, 65°	 (61)	126
C ₉	C ₆ H ₅ CH=CHCH=NOH C ₆ H ₅ CH=CHCONH ₂ 4-CH ₃ OC ₆ H ₄ CH=CHNO ₂	(C ₂ H ₅ O) ₃ P (C ₂ H ₅ O) ₂ POH (CH ₃ O) ₃ P (C ₂ H ₅ O) ₃ P	60° NaOC ₂ H ₅ , 110°, 1 h CH ₃ CN, 65°, 20 h CH ₃ CN, 80°, 2 h	(C ₂ H ₅ O) ₂ P(O)CH(C ₆ H ₅)CH ₂ CH=NOC ₂ H ₅ (44) (C ₂ H ₅ O) ₂ P(O)CH(C ₆ H ₅)CH ₂ CONH ₂ (81) (CH ₃ O) ₂ P(O)CH(C ₆ H ₄ OCH ₃ -4)CH ₂ NO ₂ (27) (C ₂ H ₅ O) ₂ P(O)CH(C ₆ H ₄ OCH ₃ -4)CH ₂ NO ₂ (51)	224 134 75 75
		(CH ₃ O) ₃ P	CH ₃ CN, 65°, 20 h	 (70)	75
		(C ₂ H ₅ O) ₃ P	CH ₃ CN, 80°, 2 h	 (70)	75
		(C ₂ H ₅ O) ₃ P	C ₂ H ₅ OH, 110°, 2 h	(C ₂ H ₅ O) ₂ P(O)CH ₂ CH[P(O)(OC ₂ H ₅) ₂]CO ₂ C ₂ H ₅ (62)	136
	C ₆ H ₅ CH=CHCOCH ₃	(C ₂ H ₅ O) ₃ P	C ₆ H ₅ OH, 100°, 24 h	(C ₂ H ₅ O) ₂ P(O)CH(C ₆ H ₅)CH ₂ COCH ₃ (89)	33
		C ₂ H ₅ OP(OH)CH ₃	C ₂ H ₅ OH, NaOC ₂ H ₅ , 100°, 1 h	CH ₃ P(O)(OH)CH(NH ₂)CH ₂ CO ₂ H (65) ^a	141

TABLE III. HYDROPHOSPHINYLACTION REACTIONS (Continued)

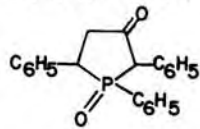
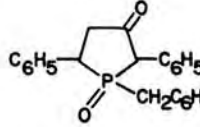
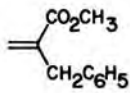
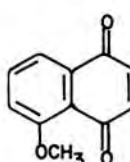
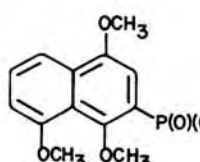
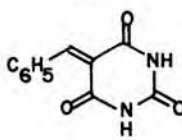
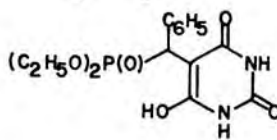
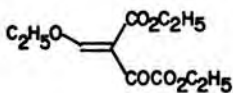
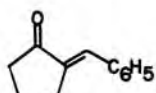
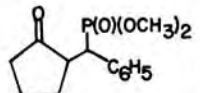
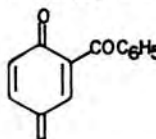
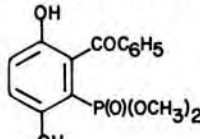
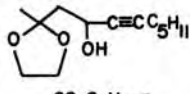
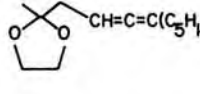
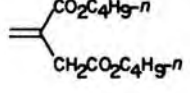
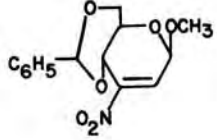
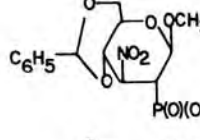
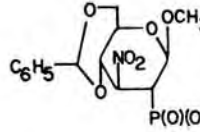
No. of Carbon Atoms	Substrate	Phosphorus Reagent	Conditions	Product(s) and Yield(s)(%)	Ref.
C ₁₀ (Contd.)		C ₂ H ₅ OP(OH)C ₂ H ₅	C ₂ H ₅ OH, NaOC ₂ H ₅ , 100°, 1 h	C ₂ H ₅ P(O)(OH)CH(NH ₂)CH ₂ CO ₂ H (70) ^a	141
		(C ₂ H ₅ O) ₂ POH	C ₂ H ₅ OH, NaOC ₂ H ₅ , 100°, 1 h	H ₂ O ₃ PCH(NH ₂)CH ₂ CO ₂ H (75) ^a	141
C ₁₁	C ₆ H ₅ CH=CHCO ₂ C ₂ H ₅	(C ₂ H ₅ O) ₃ P	C ₆ H ₅ OH, 100°, 24 h	(C ₂ H ₅ O) ₂ P(O)CH(C ₆ H ₅)CH ₂ CO ₂ C ₂ H ₅ (50)	33
		C ₆ H ₅ CH ₂ P(OH)C ₆ H ₅	THF, Na, 65°	 (56)	126
		(C ₆ H ₅ CH ₂) ₂ POH	THF, Na, 65°	 (72)	126
		CH ₃ P(OH)OC ₂ H ₅	CH ₃ CON(TMS) ₂ , CH ₂ Cl ₂ , room temp, 18 h	CH ₃ P(O)(OC ₂ H ₅)CH ₂ C(CH ₂ C ₆ H ₅)=C(OTMS)OCH ₃ (81)	63
		(CH ₃ O) ₃ P	TMSCl, CH ₂ Cl ₂ , 14 d, room temp	 (59)	223
		(C ₂ H ₅ O) ₂ POTMS	Ether	 (60)	225
		(C ₂ H ₅ O) ₂ PONa	Ether, reflux, 2 h	(C ₂ H ₅ O) ₂ P(O)CH=C(CO ₂ C ₂ H ₅)COCO ₂ C ₂ H ₅ (78)	222
		(C ₂ H ₅ O) ₂ POH	Ether, C ₂ H ₅ ONa, reflux, 5 h	" (78)	222
C ₁₂	 (n-C ₄ H ₉ O ₂ CCH=) ₂	(CH ₃ O) ₂ POH	C ₆ H ₆ , CH ₃ OH, Na	 (48)	87
		(n-C ₄ H ₉ O) ₂ PONa	Room temp, 75 min	(n-C ₄ H ₉ O) ₂ P(O)CH(CO ₂ C ₄ H ₉ -n)CH ₂ CO ₂ C ₄ H ₉ -n (85)	80
C ₁₃		(CH ₃ O) ₃ P	TMSCl, CH ₂ Cl ₂ , 18 h, room temp	 (43)	223
		(C ₂ H ₅ O) ₂ PCl	(C ₂ H ₅) ₃ N, CH ₂ Cl ₂ , 14 h, room temp	 (88)	226
		(n-C ₄ H ₉ O) ₂ PONa	80°, 2 h	(n-C ₄ H ₉ O) ₂ P(O)CH ₂ CH(CO ₂ C ₄ H ₉ -n)CH ₂ CO ₂ C ₄ H ₉ -n (89)	80
C ₁₄		(CH ₃ O) ₂ POH	(C ₂ H ₅) ₃ N, room temp, 2 h	 (69)	148
		(C ₂ H ₅ O) ₂ POH	(C ₂ H ₅) ₃ N, room temp, 2 h	 (61)	148

TABLE III. HYDROPHOSPHINYLACTION REACTIONS (Continued)

No. of Carbon Atoms	Substrate	Phosphorus Reagent	Conditions	Product(s) and Yield(s)(%)	Ref.
C ₁₅	C ₆ H ₅ COCH=CHC ₆ H ₅	(CH ₃ O) ₂ POH (TMSO) ₃ P (C ₆ H ₅) ₂ POH	C ₆ H ₆ , CH ₃ OH, Na C ₆ H ₆ , reflux, 4 h Ether, room temp, 24 h	(CH ₃ O) ₂ P(O)CH(C ₆ H ₅)CH ₂ COC ₆ H ₅ (13) (TMSO) ₂ P(O)CH(C ₆ H ₅)CH=C(OTMS)C ₆ H ₅ (75) (C ₆ H ₅) ₂ P(O)CH(C ₆ H ₅)CH ₂ COC ₆ H ₅ (62)	87 49 227
C ₁₆		(n-C ₄ H ₉ O) ₂ POH	Room temp, 75 min	(CH ₃ O) ₂ P(O)CH(CO ₂ C ₆ H ₁₃ -s)CH ₂ CO ₂ C ₆ H ₁₃ -s (96)	80
C ₁₇		(CH ₃ O) ₂ POH	C ₆ H ₆ , CH ₃ OH, Na	(8)	87
C ₁₈		(C ₆ H ₅ CH ₂) ₂ POH	THF, Na, 65°	(20)	126
C ₁₈		(C ₂ H ₅ O) ₂ POH	25°, 48 h C ₆ H ₆ , 25°, 72 h 110°, 2 h 140°, 5 h C ₆ H ₆ , 10 h, reflux	(40) " (45) " (20) " (15) " (30)	228 228 228 228
C ₁₈		(CH ₃ O) ₂ POH	25°, 48 h C ₆ H ₆ , 25°, 72 h 110°, 2 h 140°, 2 h C ₆ H ₆ , reflux, 10 h	(45) " (45) " (25) " (20) " (45)	228 228 228 228
C ₁₉		(CH ₃ O) ₃ P	Acetic acid, 74-120°	(42), (9)	119
C ₂₀		(n-C ₄ H ₉ O) ₂ PONa	70°, 2 h	(n-C ₄ H ₉ O) ₂ P(O)CH(CO ₂ C ₈ H ₁₇ -t)CH ₂ CO ₂ C ₈ H ₁₇ -t (95)	148
C ₂₂		(CH ₃ O) ₃ P	C ₆ H ₅ OH	(63)	229

TABLE III. HYDROPHOSPHINYLACTION REACTIONS (Continued)

No. of Carbon Atoms	Substrate	Phosphorus Reagent	Conditions	Product(s) and Yield(s)(%)	Ref.
C ₂₅		(CH ₃ O) ₂ POH	C ₆ H ₆ , reflux, 2 h	 (90)	230
		(C ₂ H ₅ O) ₂ POH	C ₆ H ₆ , reflux, 12 h	 (92)	230
		(i-C ₃ H ₇ O) ₂ POH	C ₆ H ₆ , reflux, 12 h	 (85)	230
C ₂₈		(CH ₃ O) ₂ POH	C ₆ H ₆ , CH ₃ OH, Na	 (15)	87
C ₂₉		(CH ₃ O) ₂ POH	170°, 20 min	 (25), (32)	121

References

1. W. S. Wadsworth, Jr., *Org. React.*, **25**, 73 (1977).
2. W. S. Wadsworth and W. D. Emmons, *J. Am. Chem. Soc.*, **83**, 1733 (1961).
3. L. Horner, H. Hoffmann, and H. G. Wippel, *Chem. Ber.*, **91**, 61 (1958).
4. L. Horner, H. Hoffmann, W. Klinke, H. Ertel, and V. G. Toscano, *Chem. Ber.*, **95**, 581 (1962).
5. E. J. Corey and G. T. Kwiatkowski, *J. Am. Chem. Soc.*, **88**, 5652 (1966).
6. E. J. Corey and G. T. Kwiatkowski, *J. Am. Chem. Soc.*, **88**, 5653 (1966).
7. E. J. Corey and G. T. Kwiatkowski, *J. Am. Chem. Soc.*, **88**, 5654 (1966).
8. H. Takahashi, K. Fujiwara, and M. Ohta, *Bull. Chem. Soc. Jpn.*, **35**, 1498 (1962).
9. E. J. Corey and R. P. Volante, *J. Am. Chem. Soc.*, **98**, 1291 (1976).
10. D. A. Evans, J. M. Takacs, and K. M. Hurst, *J. Am. Chem. Soc.*, **101**, 371 (1979).
11. M. Sekine, M. Nakajima, A. Kume, A. Hashizume, and T. Hata, *Bull. Chem. Soc. Jpn.*, **55**, 224 (1982).
12. L. H. Horner and H. Roder, *Chem. Ber.*, **103**, 2984 (1970).
13. D. Hendlin, E. O. Stapley, M. Jackson, H. Wallick, A. K. Miller, F. J. Wolf, T. W. Miller, L. Chalet, F. M. Kahan, E. L. Foltz, H. B. Woodruff, J. M. Mata, S. Hernandez, and S. Mochales, *Science*, **166**, 122 (1969).
14. M. Horiguchi and H. Kandatsu, *Nature (London)*, **184**, 901 (1959).
15. R. Engel, in *The Role of Phosphonates in Living Systems*, R. L. Hilderbrand, Ed., CRC Press, Boca Raton, FL, 1983, Chapter "5".
16. C. L. Bentzen, L. N. Mong, and E. Niesor, U.S. Patent 4,416,877 (1983) [C.A., **100**, 114996t (1984)].
17. N. L. Shipkowitz, R. R. Bowen, R. N. Appell, C. W. Nordeen, L. R. Overby, W. R. Roderick, J. B. Sleicher, and A. M. vonEsch, *Appl. Microbiol.*, **26**, 264 (1973).
18. F. Ramirez, A. V. Patwardhan, and S. R. Heller, *J. Am. Chem. Soc.*, **86**, 514 (1964).
19. V. A. Ginsberg and A. Y. Jakubovich, *Zh. Obshch. Khim.*, **30**, 3979 (1960) [C.A., **55**, 22099 (1961)].
20. J. E. Baldwin, *J. Chem. Soc., Chem. Commun.*, **1976**, 734.
21. F. Ramirez, S. B. Bhatia, and C. P. Smith, *Tetrahedron*, **23**, 2067 (1967).
22. A. J. Muller, K. Nishiyama, G. W. Griffin, K. Ishikawa, and D. M. Gilson, *J. Org. Chem.*, **47**, 2342 (1982).
23. F. Ramirez, S. B. Bhatia, A. V. Patwardhan, and C. P. Smith, *J. Org. Chem.*, **32**, 3547 (1967).

24. F. Ramirez, S. B. Bhatia, A. V. Patwardhan, and C. P. Smith, *J. Org. Chem.*, **32**, 2194 (1967).
25. F. Ramirez, S. B. Bhatia, and C. P. Smith, *J. Am. Chem. Soc.*, **89**, 3030 (1967).
26. F. Ramirez, S. B. Bhatia, and C. P. Smith, *J. Am. Chem. Soc.*, **89**, 3026 (1967).
27. F. Ramirez, *Acc. Chem. Res.*, **1**, 168 (1967).
28. T. K. Gazizov, A. M. Pundyk, Y. I. Sudarev, V. B. Podobedov, V. I. Kovalenko, and A. N. Pudovik, *Bull. Acad. Sci. USSR Div. Chem. Sci. (Engl. Transl.)*, **27**, 2319 (1978).
29. N. A. Vorontsova, O. N. Vlasov, and N. N. Melnikov, *J. Gen. Chem. USSR (Engl. Transl.)*, **52**, 392 (1982).
30. V. S. Abramov, *Dokl. Akad. Nauk SSSR*, **95**, 991 (1954) [*C.A.*, **49**, 6084d (1955)].
31. L. H. Sommer, *Stereochemistry, Mechanism and Silicon*, McGraw-Hill, New York, 1965, pp. 176–178.
32. R. G. Harvey and E. V. Jensen, *Tetrahedron Lett.*, **1963**, 1801.
33. R. G. Harvey, *Tetrahedron*, **22**, 2561 (1966).
34. Y. A. Strepikheev, L. V. Kovalenko, A. V. Batalina, and A. I. Livshits, *J. Gen. Chem. USSR (Engl. Transl.)*, **46**, 2364 (1976).
35. V. S. Abramov, *Zh. Obshch. Khim.*, **22**, 647 (1952) [*C.A.*, **47**, 5351c (1953)].
36. F. Ramirez and S. Dershowitz, *J. Org. Chem.*, **22**, 956 (1957).
37. F. Ramirez and S. Dershowitz, *J. Org. Chem.*, **22**, 1282 (1957).
38. F. Ramirez and S. Dershowitz, *J. Org. Chem.*, **23**, 778 (1958).
39. F. Ramirez and S. Dershowitz, *J. Am. Chem. Soc.*, **81**, 587 (1959).
40. F. Ramirez, E. H. Chen, and S. Dershowitz, *J. Am. Chem. Soc.*, **81**, 4338 (1959).
41. E. A. C. Lucken, F. Ramirez, V. P. Catto, D. Ruhm, and S. Dershowitz, *Tetrahedron*, **22**, 637 (1966).
42. F. Ramirez, H. J. Kugler, and C. P. Smith, *Tetrahedron Lett.*, **1965**, 261.
43. M. P. Osipova, L. V. Kuzmina, and V. A. Kukhtin, *J. Gen. Chem. USSR (Engl. Transl.)*, **52**, 392 (1982).
44. S. Yoneda, T. Kawase, and Z. -i. Yoshida, *J. Org. Chem.*, **43**, 1980 (1978).
45. N. F. Orlov, B. L. Kaufman, L. Sukhi, L. N. Selsarand, and E. V. Sudakova, *Khim. Prim. Soedin.*, **1966**, 111 [*C.A.*, **72**, 21738y (1970)].
46. M. A. Belokrinitskii and N. F. Orlov, *Kremniorg. Mater.*, **1971**, 145 [*C.A.*, **78**, 29929f (1973)].
47. M. Sekine, H. Yamagata, and T. Hata, *Tetrahedron Lett.*, **1979**, 3013.

48. M. Sekine, K. Okimoto, and T. Hata, *J. Am. Chem. Soc.*, **100**, 1001 (1978).
49. M. Sekine, I. Yamamoto, A. Hashizume, and T. Hata, *Chem. Lett.*, **1977**, 485.
50. Z. S. Novikova, S. N. Mososhina, T. S. Sapozhnikova, and I. F. Lutsenko, *J. Gen. Chem. USSR (Engl. Transl.)*, **41**, 2655 (1971).
51. D. A. Evans, K. M. Hurst, and J. M. Takacs, *J. Am. Chem. Soc.*, **100**, 3467 (1978).
52. R. Rabinowitz, *J. Org. Chem.*, **28**, 2975 (1963).
53. T. Morita, Y. Okamoto, and H. Sakurai, *Bull. Chem. Soc. Jpn.*, **51**, 2169 (1978).
54. E. K. Ofitserova, O. E. Ivanova, E. N. Ofitserova, I. V. Konovalova, and A. N. Pudovik, *J. Gen. Chem. USSR (Engl. Transl.)*, **51**, 390 (1981).
55. F. Ramirez, A. S. Gulati, and C. P. Smith, *J. Am. Chem. Soc.*, **89**, 6283 (1967).
56. A. N. Pudovik, T. K. Gazizov, and A. M. Kibardin, *J. Gen. Chem. USSR (Engl. Transl.)*, **44**, 1170 (1974).
57. A. N. Kibardin, T. K. Gazizov, and A. N. Pudovik, *J. Gen. Chem. USSR (Engl. Transl.)*, **45**, 1947 (1975).
58. M. Sekine, T. Futatsugi, and T. Hata, *J. Org. Chem.*, **47**, 3453 (1982).
59. M. Sekine, T. Tetsuaki, K. Yamada, and T. Hata, *J. Chem. Soc., Perkin Trans. 1*, **1982**, 2509.
60. I. V. Konovalova, L. A. Burnaeva, N. S. Saifullina, and A. N. Pudovik, *J. Gen. Chem. USSR (Engl. Transl.)*, **46**, 17 (1976).
61. D. A. Evans, K. M. Hurst, L. K. Truesdale, and J. M. Takacs, *Tetrahedron Lett.*, **1977**, 2495.
62. D. Liotta, U. Sunay, and S. Ginsberg, *J. Org. Chem.*, **47**, 2227 (1982).
63. J. K. Thottathil, D. E. Ryono, C. A. Przybyla, J. L. Moniot, and R. Neubeck, *Tetrahedron Lett.*, **25**, 4741 (1984).
64. B. Lejczak, P. Kafarski, M. Soroka, and P. Mastalerz, *Synthesis*, **1984**, 577.
65. A. K. Jung and R. Engel, *J. Org. Chem.*, **40**, 244 (1975).
66. A. K. Jung and R. Engel, *J. Org. Chem.*, **40**, 3652 (1975).
67. G. H. Birum and G. A. Richardson, U.S. Patent 3,113,139 (1963) [C.A., **60**, 5551d (1964)].
68. Y. Okamoto, T. Azuhata, and H. Sakurai, *Chem. Lett.*, **1981**, 1265.
69. R. E. Koenigkramer and H. Zimmer, *J. Org. Chem.*, **45**, 3994 (1980).
70. R. E. Koenigkramer and H. Zimmer, *Tetrahedron Lett.*, **21**, 1017 (1980).
71. D. Ranganathan, C. B. Rao, and S. Ranganathan, *J. Chem. Soc., Chem. Commun.*, **1979**, 975.

72. D. Ranganathan, C. B. Rao, S. Ranganathan, A. K. Mehrota, and R. Iyengar, *J. Org. Chem.*, **45**, 1185 (1980).
73. Y. Okamoto, *Chem. Lett.*, **1984**, 87.
74. A. N. Pudovik, E. S. Batyeva, and Y. N. Girfanova, *J. Gen. Chem. USSR (Engl. Transl.)*, **43**, 1681 (1974).
75. H. Teichmann, W. Thierfelder, and A. Weight, *J. Prakt. Chem.*, **319**, 207 (1977).
76. Y. K. Gusev, V. N. Chistokletov, and A. A. Petrov, *J. Gen. Chem. USSR (Engl. Transl.)*, **47**, 39 (1977).
77. A. N. Pudovik and B. A. Arbuzov, *Dokl. Akad. Nauk SSSR*, **73**, 327 (1950) [*C.A.*, **45**, 7517i (1951)].
78. A. N. Pudovik and B. A. Arbuzov, *Zh. Obshch. Khim.*, **21**, 382 (1951) [*C.A.*, **45**, 2853b (1951)].
79. L. Evelyn, L. D. Hall, L. Lynn, P. R. Steiner, and D. H. Stokes, *Carbohydr. Res.*, **27**, 21 (1973).
80. F. Johnston, U.S. Patent. 2,754,319 (1956) [*C.A.*, **51**, 466b (1957)].
81. S. Linke, J. Kurz, D. Lipinski, and W. Gau, *Justus Liebigs Ann. Chem.*, **1980**, 542.
82. P. F. Cann, S. Warren, and M. R. Williams, *J. Chem. Soc., Perkin Trans. 1*, **1972**, 2377.
83. P. F. Cann, D. Howells, and S. Warren, *J. Chem. Soc., Perkin Trans. 2*, **1972**, 304.
84. A. Bell, A. H. Davidson, C. Earnshaw, H. K. Norrish, R. S. Torr, and S. Warren, *J. Chem. Soc., Chem. Commun.*, **1978**, 988.
85. B. A. Arbuzov, V. M. Zoroastrova, G. A. Tudril, and A. V. Fuzhenkova, *Bull. Acad. Sci. USSR, Div. Chem. Sci., (Engl. Transl.)*, **1974**, 2541.
86. R. S. Tewari and R. Shukla, *Indian J. Chem.*, **10**, 823 (1972).
87. B. A. Arbuzov, A. V. Fuzhenkova, G. A. Tudril, and V. M. Zoroastrova, *Bull. Acad. Sci. USSR, Div. Chem. Sci.*, **1975**, 1285.
88. T. Tone, Y. Okamoto, and H. Sakurai, *Chem. Lett.*, **1978**, 1349.
89. H. Wynberg and A. A. Smaardijk, *Tetrahedron Lett.*, **24**, 5899 (1983).
90. A. A. Smaardijk, S. Noorda, F. vanBolhuis, and H. Wynberg, *Tetrahedron Lett.*, **26**, 493 (1985).
91. F. Texier-Boullet and A. Foucaud, *Synthesis*, **1982**, 165.
92. F. Texier-Boullet and A. Foucaud, *Synthesis*, **1982**, 916.
93. P. D. Seemuth and H. Zimmer, *J. Org. Chem.*, **43**, 3063 (1978).
94. E. K. Fields, *J. Am. Chem. Soc.*, **74**, 1528 (1952).
95. R. Tyka, *Tetrahedron Lett.*, **1970**, 677.
96. C. Wasielewski, K. Antczak, and J. Rachon, *Z. Chem.*, **19**, 253 (1979).

97. J. A. Miller, G. M. Stevenson, and B. C. Williams, *J. Chem. Soc. (C)*, **1971**, 2714.
98. Y. A. Zhdanov, Z. I. Glebova, and L. A. Uzlova, *J. Gen. Chem. USSR (Engl. Transl.)*, **51**, 1428 (1981).
99. M. S. Voronkov and Y. I. Skorik, *Zh. Obshch. Khim.*, **35**, 106 (1965) [*C.A.*, **62**, 13173 (1965)].
100. M. Sekine, H. Mori, and T. Hata, *Bull. Chem. Soc. Jpn.*, **55**, 239 (1982).
101. I. J. Borowitz, S. Firstenberg, E. W. R. Casper, and R. K. Croucj, *J. Org. Chem.*, **36**, 3282 (1971).
102. I. J. Borowitz, S. Firstenberg, G. B. Borowitz, and D. Schuessler, *J. Am. Chem. Soc.*, **94**, 1623 (1972).
103. E. M. Gaydov and J. P. Bianchini, *Can. J. Chem.*, **54**, 3626 (1976).
104. A. K. Bhattacharya and G. Thyagarajan, *Chem. Rev.*, **81**, 415 (1981).
105. E. F. Burgerenko, E. A. Chernyshev, and E. M. Popov, *Izv. Akad. Nauk SSSR, Ser. Khim.*, **1966**, 1391 [*C.A.*, **66**, 76078q (1967)].
106. L. V. Nesterov, N. E. Krepysheva, R. A. Sabirova, and G. N. Romanova, *J. Gen. Chem. USSR (Engl. Transl.)*, **41**, 2449 (1971).
107. E. E. Borisova, R. D. Gareev, and I. M. Shermergorn, *J. Gen. Chem. USSR (Engl. Transl.)*, **50**, 1786 (1980).
108. A. N. Pudovik, G. V. Romanov, and R. Y. Nazmutdinov, *J. Gen. Chem. USSR (Engl. Transl.)*, **44**, 212 (1974).
109. N. G. Kushainova, G. V. Romanov, R. Y. Nazmutdinov, and A. N. Pudovik, *J. Gen. Chem. USSR (Engl. Transl.)*, **51**, 1893 (1981).
110. L. V. Nesterov, N. E. Krepysheva, R. A. Sabirova, and G. N. Romanova, *J. Gen. Chem. USSR (Engl. Transl.)*, **41**, 2474 (1971).
111. T. Hata, A. Hashizume, M. Nakajima, and M. Sekine, *Tetrahedron Lett.*, **1978**, 363.
112. F. Lieb, H. Oediger, and G. Streissle, U.S. Patent 4,340,599 (1982) [*C.A.*, **95**, 81215k (1981)].
113. A. N. Pudovik, E. S. Batyeva, and G. U. Zameletdinova, *J. Gen. Chem. USSR (Engl. Transl.)*, **43**, 676 (1973).
114. A. N. Pudovik, I. V. Guryanov, G. V. Romanov, and A. A. Lapin, *J. Gen. Chem. USSR (Engl. Transl.)*, **41**, 710 (1971).
115. M. A. Ruveda and S. A. deLicastro, *Tetrahedron*, **28**, 6013 (1972).
116. M. Sekine, H. Yamagata, and T. Hata, *Tetrahedron Lett.*, **1979**, 3013.
117. N. M. Mirsalikhova, L. A. Baranova, V. L. Tunitskaya, and N. N. Gulyaev, *Biokhimiya*, **46**, 258 (1981) [*C.A.*, **94**, 134965t (1981)].
118. S. L. Goldstein, D. Braksmayer, B. E. Tropp, and R. Engel, *J. Med. Chem.*, **17**, 363 (1974).
119. B. A. Arbuzov, G. A. Tudril, and A. V. Fuzhenkova, *Bull. Acad. Sci. USSR*.

- Div. Chem. Sci. (Engl. Transl.), **1980**, 294.
120. B. A. Arbuzov, A. V. Fuzhenkova, and N. F. Rozhkova, J. Gen. Chem. USSR (Engl. Transl.), **52**, 10 (1982).
121. B. A. Arbuzov, A. V. Fuzhenkova, and N. I. Galyantdinov, Bull. Acad. Sci. USSR, Div. Chem. Sci. (Engl. Transl.), **1978**, 381.
122. B. A. Arbuzov, A. V. Fuzhenkova, N. I. Galyantdinov, and R. F. Shaikullina, Bull. Acad. Sci. USSR, Div. Chem. Sci. (Engl. Transl.), **1980**, 826.
123. B. A. Arbuzov, A. V. Fuzhenkova, and N. I. Galyantdinov, Bull. Acad. Sci. USSR, Div. Chem. Sci. (Engl. Transl.), **1980**, 651.
124. M. J. Gallagher and I. D. Jenkins, J. Chem. Soc. (C), **1971**, 210.
125. B. A. Arbuzov, G. A. Tudril, and A. V. Fuzhenkova, Bull. Acad. Sci. USSR, Div. Chem. Sci. (Engl. Transl.), **1979**, 1466.
126. R. Bodalski and K. Pietrusiewicz, Tetrahedron Lett., **1972**, 4209.
127. A. N. Pudovik, E. S. Batyeva, and G. U. Zameletdinova, J. Gen. Chem. USSR (Engl. Transl.), **45**, 922 (1975).
128. A. F. Isbell, J. P. Berry, and L. W. Tansey, J. Org. Chem., **37**, 4399 (1972).
129. J. D. Smith and J. H. Law, Biochemistry, **9**, 2152 (1970).
130. Y. Okamoto and H. Sakurai, Synthesis, **1982**, 497.
131. Z. S. Novikova and I. F. Lutsenko, J. Gen. Chem. USSR (Engl. Transl.), **40**, 2110 (1970).
132. M. Nakano, Y. Okamoto, and S. Sakurai, Synthesis, **1982**, 915.
133. J. M. J. Trochet, J. -R. Neser, L. Gonzalez, and E. J. Charollais, Helv. Chim. Acta, **62**, 2022 (1979).
134. J. Barycki, P. Mastalerz, and M. Soroka, Tetrahedron Lett., **1970**, 3147.
135. B. S. Sharawat, I. Handa, and H. L. Bhatnagar, Indian J. Chem., Sect. A, **16A**, 306 (1978).
136. Y. Okamoto, T. Tone, and H. Saurai, Bull. Chem. Soc. Jpn., **54**, 303 (1981).
137. J. R. Chambers and A. F. Isbell, J. Org. Chem., **29**, 832 (1964).
138. H. B. F. Dixon and M. J. Sparkes, Biochem. J., **141**, 715 (1974).
139. G. Kamai and V. A. Kukhtin, Dokl. Akad. Nauk SSSR, **109**, 91 (1956) [C.A., **51**, 1827g (1957)].
140. M. Horiguchi and H. Rosenberg, Biochim. Biophys. Acta, **404**, 333 (1975).
141. M. Soroka and P. Mastalerz, Roczn. Chem., **50**, 661 (1976).
142. R. D. Gareev and A. N. Pudovik, J. Gen. Chem. USSR (Engl. Transl.), **48**, 450 (1978).
143. H. Paulsen, W. Greve, and H. Kuhne, Tetrahedron Lett., **1971**, 2109.

144. H. Teichmann, W. Thierfelder, A. Weigt, and E. Schafer, *DE Patent* 130,354 (1978) [*C.A.*, **91**, 20716v (1979)].
145. R. D. Gareev, A. G. Abulkhanov, and A. N. Pudovik, *J. Gen. Chem. USSR (Engl. Transl.)*, **48**, 245 (1978).
146. R. D. Gareev, G. M. Loginova, A. G. Abulkhanov, and A. N. Pudovik, *J. Gen. Chem. USSR (Engl. Transl.)*, **46**, 2284 (1976).
147. W. E. Kruger and R. J. Maloney, *J. Org. Chem.*, **38**, 4208 (1973).
148. H. Paulsen and W. Greve, *Chem. Ber.*, **106**, 2114 (1973).
149. R. Gancarz, P. Kafarski, B. Lejczak, P. Mastalerz, J. S. Wieczorek, E. Przybyla, and W. Czerwinski, *Phosphorus Sulfur*, **18**, 373 (1983).
150. J. S. Wieczorek, R. Boduszek, and R. Gancarz, *J. Prakt. Chem.*, **326**, 349 (1984).
151. J. S. Wieczorek and R. Gancarz, *Rocz. Chem.*, **50**, 2171 (1976).
152. H. Zimmer, R. E. Koenigkramer, R. M. Cepulis, and D. M. Nene, *J. Org. Chem.*, **45**, 2018 (1980).
153. G. L. Mastevosyan, R. M. Matyushicheva, S. N. Vodovatova, and P. M. Zavlin, *J. Gen. Chem. USSR (Engl. Transl.)*, **51**, 636 (1981).
154. R. Gancarz and J. S. Wieczorek, *J. Prakt. Chem.*, **322**, 213 (1980).
155. I. V. Boev and A. V. Dombrovskii, *J. Gen. Chem. USSR (Engl. Transl.)*, **49**, 1246 (1979).
156. V. R. Gaertner, *European Patent* 0,007,684 (1983) [*C.A.*, **93**, 11 4699k (1980)].
157. N. S. Kozlov, V. D. Pak, and E. S. Elin, *Zh. Obshch. Khim. SSSR*, **39**, 2407 (1969) [*C.A.*, **72**, 79156 (1970)].
158. M. I. Kabachnik and T. Y. Medved, *Dokl. Akad. Nauk SSSR*, **83**, 689 (1952) [*C.A.*, **47**, 2724h (1953)].
159. T. Y. Medved and M. I. Kabachnik, *Dokl. Akad. Nauk SSSR*, **84**, 717 (1952) [*C.A.*, **47**, 3226g (1953)].
160. M. I. Kabachnik and T. Y. Medved, *Izv. Akad. Nauk SSSR*, **1953**, 868 [*C.A.*, **49**, 840c (1955)].
161. E. Gruszecka, M. Soroka, and P. Mastalerz, *Pol. J. Chem.*, **53**, 2327 (1979).
162. M. Soroka and P. Mastalerz, *Rocz. Chem.*, **48**, 1119 (1974).
163. R. Gancarz and J. S. Wieczorek, *Synthesis*, **1977**, 625.
164. T. Glowiak, W. Sawka-Dobrowolska, J. Kowalik, P. Mastalerz, M. Soroka, and J. Zon, *Tetrahedron Lett.*, **1977**, 3965.
165. J. Lukszo, J. Kowalik, and P. Mastalerz, *Chem. Lett.*, **1978**, 1103.
166. J. Lukszo and R. Tyka, *Synthesis*, **1977**, 239.
167. J. Lukszo and R. Tyka, *Pol. J. Chem.*, **52**, 321 (1978).

168. J. Lukszo and R. Tyka, *Pol. J. Chem.*, **52**, 959 (1978).
169. W. F. Gilmore and H. A. McBride, *J. Am. Chem. Soc.*, **94**, 4361 (1972).
170. Y. P. Belov, G. B. Rakhnovich, V. A. Davankov, N. N. Godovikov, G. G. Aleksandrov, and Y. T. Struchkov, *Bull. Acad. Sci. USSR, Div. Chem. Sci. (Engl. Transl.)*, **1980**, 832.
171. S. V. Rogozhin, V. A. Davankov, and Y. P. Belov, *Bull. Acad. Sci. USSR, Div. Chem. Sci. (Engl. Transl.)*, **1973**, 926.
172. K. Issleib, K. -P. Dopfer, and A. Balszuweit, *Z. Anorg. Allg. Chem.*, **444**, 249 (1978).
173. K. Moedritzer, *Synth. React. Inorg. Metal-Org. Chem.*, **2**, 317 (1972).
174. M. P. Osipova, P. M. Lukin, and V. A. Kukhtin, *J. Gen. Chem. USSR (Engl. Transl.)*, **52**, 393 (1982).
175. G. A. Birum, *J. Org. Chem.*, **39**, 209 (1974).
176. J. W. Huber and W. F. Gilmore, *Tetrahedron Lett.*, **1979**, 3049.
177. Z. H. Kudzin and W. J. Stec, *Synthesis*, **1978**, 469.
178. C. C. Tam, K. L. Mattocks, and M. Tischler, *Synthesis*, **1982**, 188.
179. J. Oleksyszyn and R. Tyka, *Pol. J. Chem.*, **52**, 1949 (1978).
180. J. Oleksyszyn, R. Tyka, and P. Mastalerz, *Synthesis*, **1977**, 571.
181. J. Oleksyszyn, L. Subotkowska, and P. Mastalerz, *Synthesis*, **1979**, 985.
182. J. Mikroyannidis, *Phosphorus Sulfur*, **12**, 249 (1982).
183. J. Zon *Pol. J. Chem.*, **55**, 643 (1981).
184. W. Szczepaniak and J. Siepak, *Rocz. Chem.*, **47**, 929 (1973).
185. D. Redmore, *J. Org. Chem.*, **43**, 996 (1978).
186. D. Redmore, *J. Org. Chem.*, **43**, 992 (1978).
187. J. Oleksyszyn and E. Gruszecka, *Tetrahedron Lett.*, **22**, 3537 (1981).
188. E. K. Baylis, C. D. Campbell, and J. G. Dingwall, *J. Chem. Soc., Perkin Trans. 1*, **1984**, 2845.
189. J. Oleksyszyn, *Synthesis*, **1980**, 722.
190. W. Subotkowski, R. Tyka, and P. Mastalerz, *Pol. J. Chem.*, **54**, 503 (1980).
191. J. Oleksyszyn, R. Tyka, and P. Mastalerz, *Synthesis*, **1978**, 479.
192. R. Engel, unpublished results.
193. A. Hampton, F. Perini, and P. J. Harper, *Biochemistry*, **12**, 1730 (1973).
194. N. Lalinde, B. E. Tropp, and R. Engel, *Tetrahedron*, **39**, 2369 (1983).
195. M. Sekine, M. Nakajima, and T. Hata, *J. Org. Chem.*, **46**, 4030 (1981).
196. M. Sekine, M. Nakajima, and T. Hata, *Bull. Chem. Soc. Jpn.*, **54**, 218 (1981).
197. T. Hata, M. Nakajima, and M. Sekine, *Tetrahedron Lett.*, **1979**, 2047.

198. A. F. Kluge and I. S. Cloudsdale, *J. Org. Chem.*, **44**, 4847 (1979).
199. H. Zimmer, K. R. Hickey, and R. J. Schumacher, *Chimia*, **28**, 656 (1974).
200. H. Zimmer and D. N. Nene, *Chimia*, **31**, 330 (1977).
201. G. Sturtz, B. Corbel, and J. -P. Paugam, *Tetrahedron Lett.*, **1976**, 47.
202. H. G. Cristau, J. P. Vors, C. Niangoran, and H. Cristol, in *Phosphorus Chemistry. Proceedings of the 1981 International Conference*, L. D. Quin and J. G. Verkade, Eds. American Chemical Society, Washington, DC, 1981, pp. 59–62.
203. S. Ranganathan, D. Ranganathan, and A. K. Mehrotra, *J. Am. Chem. Soc.*, **96**, 5261 (1974).
204. V. L. Foss, N. V. Lukashev, Y. E. Tsvetkov, and I. F. Lutsenko, *J. Gen. Chem. USSR (Engl. Transl.)*, **52**, 1942 (1982).
205. B. N. Laskorin, V. V. Yakshin, and V. B. Bulgakova, *J. Gen. Chem. USSR (Engl. Transl.)*, **46**, 2372 (1972).
206. T. Kawase, S. Yoneda, and Z. -i. Yoshida, *Bull. Chem. Soc. Jpn.*, **52**, 3342 (1979).
207. A. F. Jensen and R. Pollitt, *Can. J. Chem.*, **48**, 1987 (1970).
208. M. G. Zimin, A. R. Burilov, and A. N. Pudovik, *J. Gen. Chem. USSR (Engl. Transl.)*, **51**, 1841 (1981).
209. E. Castagnino, S. Corsano, and G. P. Strappavecchia, *Tetrahedron Lett.*, **26**, 93 (1985).
210. P. R. Adams, R. Harrison, and T. D. Inch, *Biochem. J.*, **141**, 729 (1974).
211. F. Texier-Boullet and A. Foucaud, *Tetrahedron Lett.*, **21**, 2161 (1980).
212. K. -C. Tang, B. E. Tropp, and R. Engel, *Tetrahedron*, **34**, 2873 (1978).
213. H. Paulsen and W. Greve, *Chem. Ber.*, **106**, 2124 (1973).
214. B. Mlotkowska, B. E. Tropp, and R. Engel, *Carbohydr. Res.*, **117**, 95 (1983).
215. H. Paulsen and H. Kuhne, *Chem. Ber.*, **107**, 2635 (1974).
216. H. Paulsen and H. Kuhne, *Chem. Ber.*, **108**, 1239 (1975).
217. M. Sekine and T. Hata, *J. Chem. Soc., Chem. Commun.*, **1978**, 285.
218. F. Kruger and D. Palleduhn, *DE Patent* 274, 1504 (1981) [C.A., **91**, 20708u (1979)].
219. Z. H. Kudzin, *Synthesis*, **1981**, 643.
220. L. Maier, *Helv. Chim. Acta*, **56**, 489 (1973).
221. E. J. Glamkowski, G. Gal, R. Purick, A. J. Davidson, and M. Sletzinger, *J. Org. Chem.*, **35**, 3510 (1970).
222. N. Kreutzkamp and H. Schindler, *Chem. Ber.*, **92**, 1695 (1959).
223. R. O. Duthaler, P. A. Lyle, and C. Heuberger, *Helv. Chim. Acta*, **67**, 1406 (1984).

224. M. P. Osipova, L. A. Mikhailova, and V. A. Kukhtin, J. Gen. Chem. USSR (Engl. Transl.), **52**, 394 (1982).
225. A. N. Pudovik, E. S. Batyeva, and G. V. Zameletdinova, J. Gen. Chem. USSR (Engl. Transl.), **43**, 944 (1973).
226. H.-J. Altenbach and R. Korff, Angew. Chem., Int. Ed. Engl., **21**, 371 (1982).
227. J. A. Miller and D. Stewart, J. Chem. Soc., Perkin Trans. 1, **1977**, 2416.
228. M. M. Sidky, M. R. Mahran, and M. F. Zayed, Phosphorus Sulfur, **9**, 337 (1981).
229. J.-L. Bravet, C. Benezra, and J.-P. Weniger, Steroids, **19**, 101 (1972).
230. M. M. Sidky and F. H. Osman, Tetrahedron, **29**, 1725 (1973).

Reductions by Metal Alkoxyaluminum Hydrides.

Part II. Carboxylic Acids and Derivatives, Nitrogen Compounds, and Sulfur Compounds

Jaroslav Málek*, Czechoslovak Academy of Sciences, Prague, Czechoslovakia

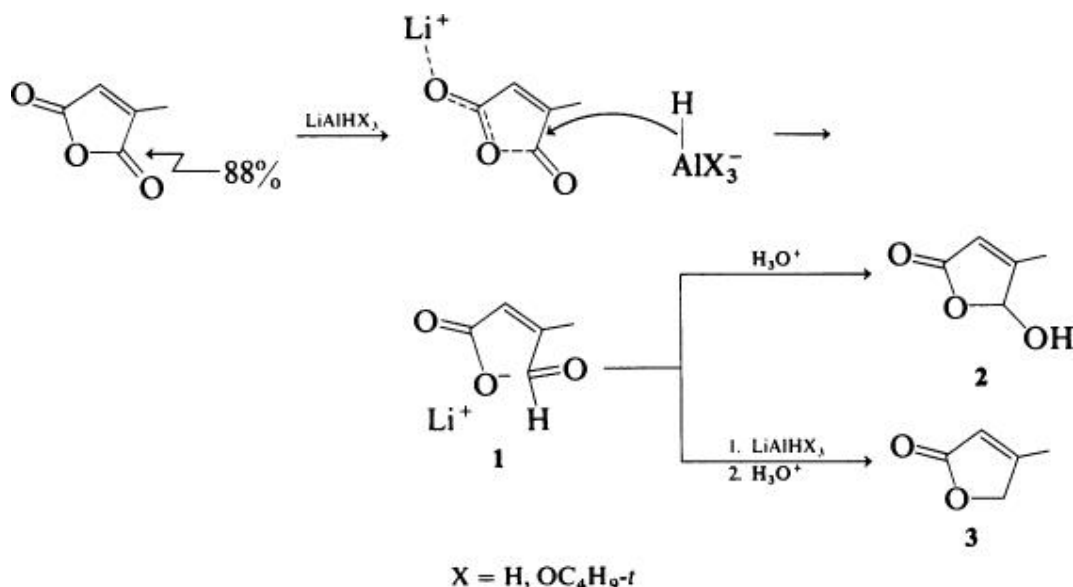
1. Introduction

In continuation of the previous review on reductions by metal alkoxyaluminum hydrides, (1) this chapter is devoted to reductions of carboxylic acids and their derivatives, open-chain and heterocyclic nitrogen compounds, and open-chain and heterocyclic sulfur compounds by alkoxyaluminum hydrides, metal alkoxyaluminum hydrides, and chiral metal alkoxyaluminumhydride complexes. The review presented in this chapter covers the literature through December 1985. Emphasis is placed on the scope, limitations, and the synthetic utility of metal alkoxyaluminum hydrides. Currently accepted views on reaction mechanisms are mentioned briefly. Discussion of alternative methods of reduction, particularly those using other metal hydrides or complex metal hydrides, (2, 3) is limited to examples of the most important transformations of functional groups; reducing properties of these hydrides (see p. 3 in Ref. 1) and hydride reagents such as borane–dimethyl sulfide, (4-7) amine boranes, (8) haloboranes, (7) organoboranes, (6, 7, 9) sodium borohydride–pyridine, (10) sodium borohydride–triphenyl borate, (11) sodium borohydride–transition-metal complexes, (10, 12, 13) potassium triisopropoxyborohydride, (14a) and sodium triacyloxyborohydrides (14b) have been reported in several papers and reviews. Recent monographs and reviews 14c,d,15–25 summarize reductions with metal alkoxyaluminum hydrides 14c,d and asymmetric reductions with chiral lithium alkoxyaluminum hydrides 1,26–36 and chiral boron reagents. 37–45

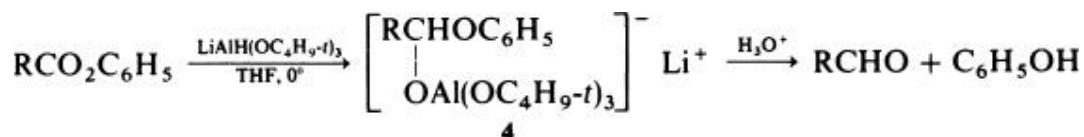
2. Mechanism

2.1. Partial Reductions of Functional Groups

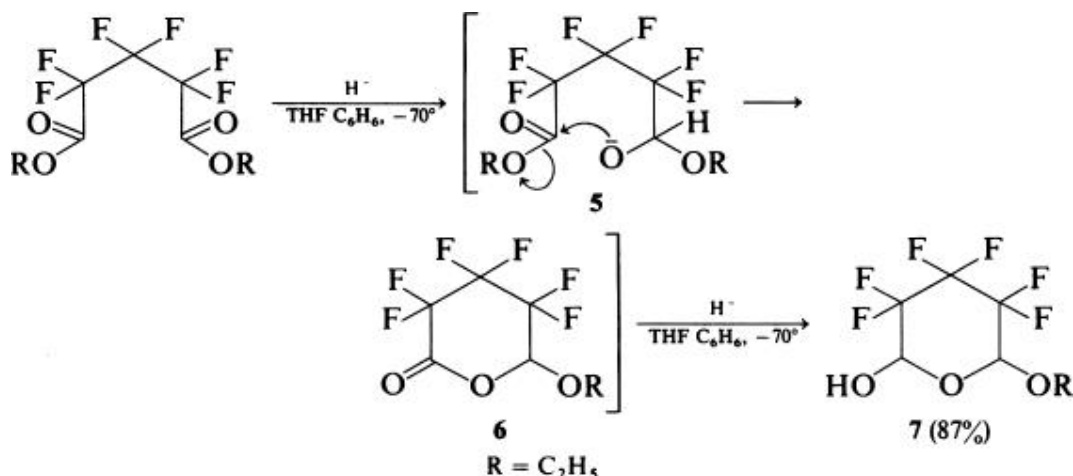
The striking feature of partial reductions of unsymmetrical cyclic anhydrides by LiAlH_4 , (46-55) LiBH_4 , (56) NaBH_4 , (47, 48, 51, 53-57) and $\text{LiAlH}(\text{OC}_4\text{H}_9\text{-}t)_3$ (47-50, 52, 58) to form γ -lactones is the predominant hydride attack at the more sterically hindered anhydride carbonyl group. The mechanism suggested for the reduction of 2-methylmaleic anhydride involves initial complexing of the solvated cation with the less hindered C-4 carbonyl function, predominant hydride attack at the more hindered C-1 carbonyl and formation of the aldehyde intermediate **1**, which is protonated to give the hydroxylactone **2** or undergoes reduction to form the lactone **3**. (46, 49, 52, 59-61) The regioselectivity of reductions by LiAlH_4 , NaBH_4 , and $\text{LiAlH}(\text{OC}_4\text{H}_9\text{-}t)_3$ often varies with the anhydride structure, and the mechanism is still a subject of discussion. (49, 51, 53, 60-62) Moreover, bulky complex metal hydrides such as lithium tri-*sec*-butylborohydride (54-57) or lithium trisiamylborohydride (54) lead in some instances to a complete reversal of the regioselectivity and produce γ -lactones resulting from preferential hydride attack at the less hindered anhydride carbonyl group.



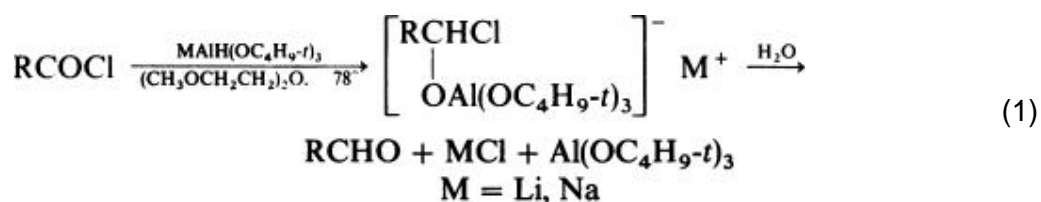
The partial reduction of phenyl esters of carboxylic acids by $\text{LiAlH}(\text{OC}_4\text{H}_9\text{-}t)_3$ has been rationalized in terms of an intermediate complex **4** that is relatively stable toward further reduction.



Therefore, it undergoes protonation instead to yield the corresponding aldehyde. (7, 59, 63-67) A similar mechanism presumably applies also in the partial reduction of alkyl esters by $\text{NaAlH}_2(\text{OCH}_2\text{CH}_2\text{OCH}_3)_2$ (67-72) and its complexes with morpholine or 1-methylhexahydropyrazine. (73) The reductive transformation of diethyl perfluoroglutarate by $\text{NaAlH}_2(\text{OCH}_2\text{CH}_2\text{OCH}_3)_2$ follows another reaction path involving intramolecular cyclization of the initial reduction product **5** to form the ethoxy lactone **6**, which by further reduction yields the cyclic hemiacetal **7**. (74, 75)

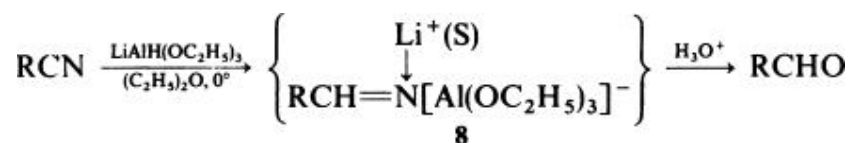


The partial reduction of acid chlorides by $\text{LiAlH}(\text{OC}_4\text{H}_9-t)_3$ (7, 76-79) or $\text{NaAlH}(\text{OC}_4\text{H}_9-t)_3$ (80) presumably proceeds according to Eq. 1.

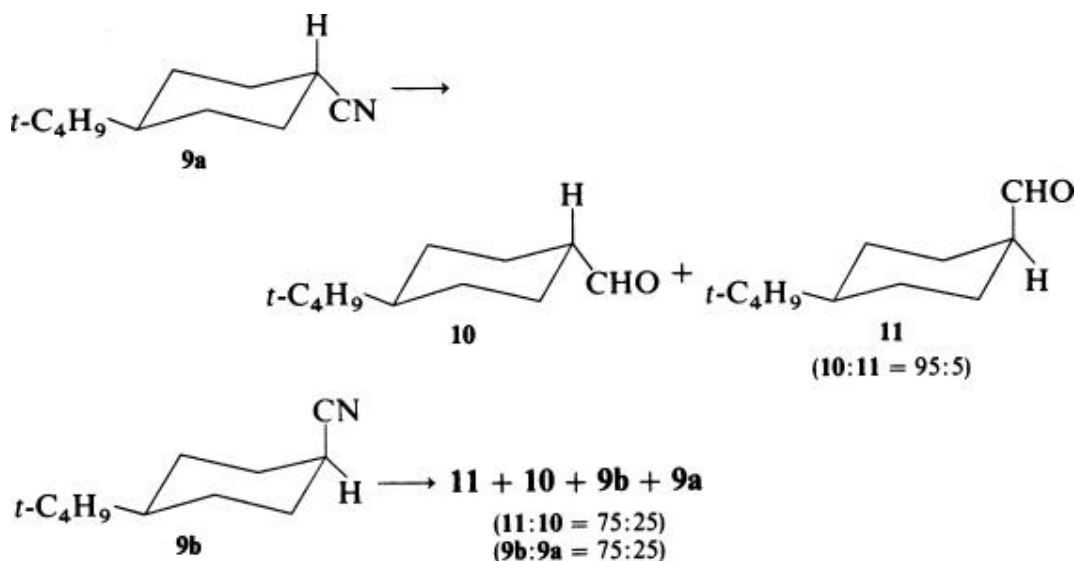


Solvation of the lithium cation and its coordination to the imine nitrogen atom in the complex **8** have been suggested to explain a relatively high complex stability and the solvent effect (81, 82) observed particularly in partial

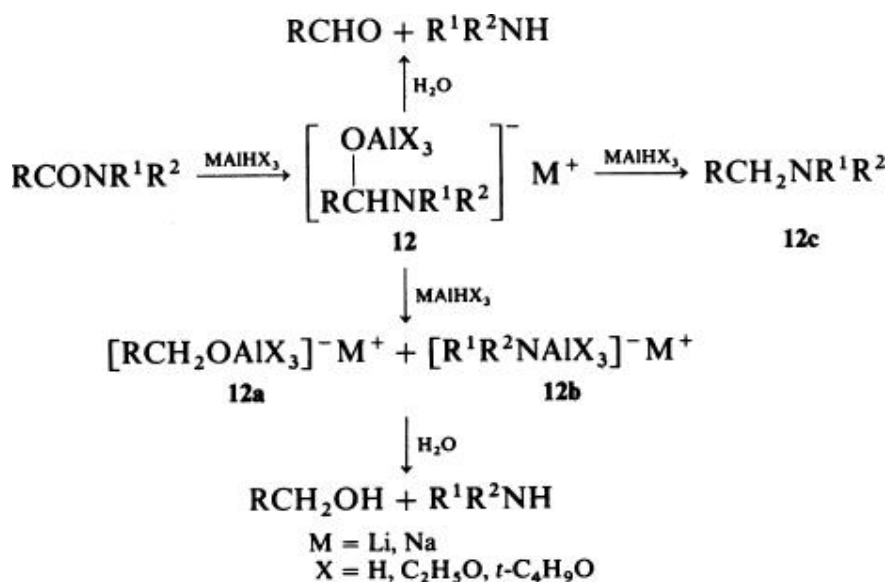
reductions of aromatic and α -branched aliphatic nitriles by $\text{LiAlH}(\text{OC}_2\text{H}_5)_3$
81–85



Reductions of some alicyclic nitriles such as the sterically unhindered equatorial nitrile **9a** or the hindered axial nitrile **9b** are accompanied by a base-induced partial inversion of configuration, and the product composition is determined by the rate ratio of reduction to isomerization. (86)



The mechanism suggested for hydride reductions of *N,N*-disubstituted carboxamides involves initial formation of an amino alcohol complex **12** that, depending on the amide structure, nature of the hydride, and reaction conditions, can react further along three paths: (1) hydrolysis to give the aldehyde and the secondary amine, (2) nucleophilic hydride attack on the carbon–oxygen bond to yield the tertiary amine **12c**, and (3) nucleophilic hydride attack on the carbon–nitrogen bond followed by hydrolysis to produce the alcohol and the secondary amine. The prerequisite for the preferential formation of aldehydes is that the rate of hydrolysis of complex **12** be faster than its conversion to **12a**, **12b**, and **12c**. (87, 88)



Experimental data on the partial reduction of *N,N*-dimethylcarboxamides, (88-93) *N*-methylanilides, (88, 94, 95) *N*-acylaziridines, -piperidines, -pyrrolidines, (88) -imidazolines, 96,97 -saccharins, (98) *N*-methyl-*N*-(2-pyridyl)-carboxamides, (99) 3-acylthiazolidine-2-thiones, (100-102) and *N*-acylproline esters (103, 104) by various metal alkoxyaluminum hydrides can all be accommodated by this mechanism.

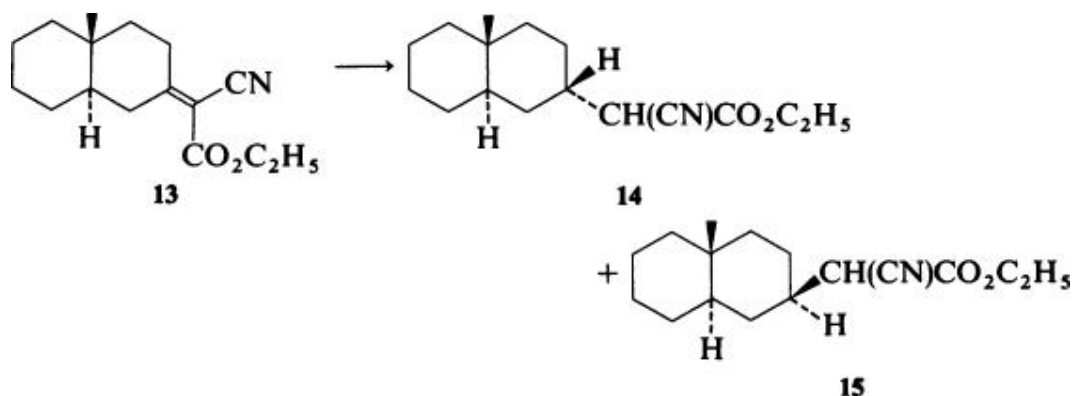
2.2. Hydride Addition to α , β -Unsaturated Esters, Nitriles, and Sulfides

Enhanced 1,2 addition of $\text{LiAlH}_3(\text{OC}_2\text{H}_5)_2$ to aliphatic (105) and alicyclic (106) α , β -unsaturated esters to form the corresponding allylic alcohols (Eq. 2) has been interpreted in terms of greater hardness of the hydride and the C-2 position compared with C-4 in a conjugated carbonyl system (107-109) (see p. 11 in Ref. 1).



On the other hand, 1,4 addition should predominate in reductions of α , β -unsaturated esters by soft hydrides. (108, 109) Nevertheless, despite the higher softness of Na^+ compared with Li^+ , (108) $\text{NaAlH}_2(\text{OCH}_2\text{CH}_2\text{OCH}_3)_2$ behaves as a hard hydride and favors 1,2 addition in these reactions. (110)

Reduction of a carbon-carbon double bond in the α , β -unsaturated cyanoacetate **13** (only one isomer is shown) with $\text{LiAlH}(\text{OC}_4\text{H}_9\text{-}t)_3$ proceeds with a marked preference for equatorial attack and yields the axial isomer **14** as the major product; addition of NaBH_4 follows the opposite stereochemistry.



Reducing Agent	Isomer Ratio 14^a:15^a	Yield (%)
$\text{LiAlH}(\text{OC}_4\text{H}_9\text{-}t)_3$ in THF ^b	67:33	60
NaBH_4 in ethanol ^b	50:50	74
NaBH_4 in THF ^c	27:73	70

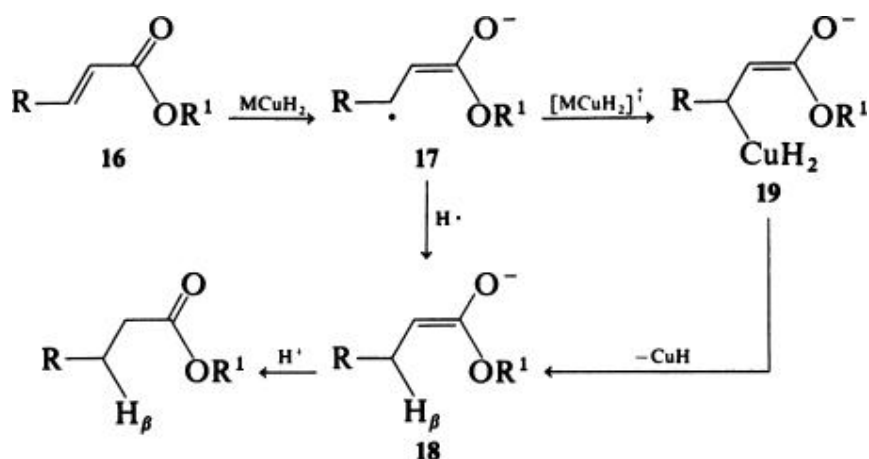
^aThe product is a mixture of diastereomers.

^bThe reactions were carried out at 0° for 1 hour.

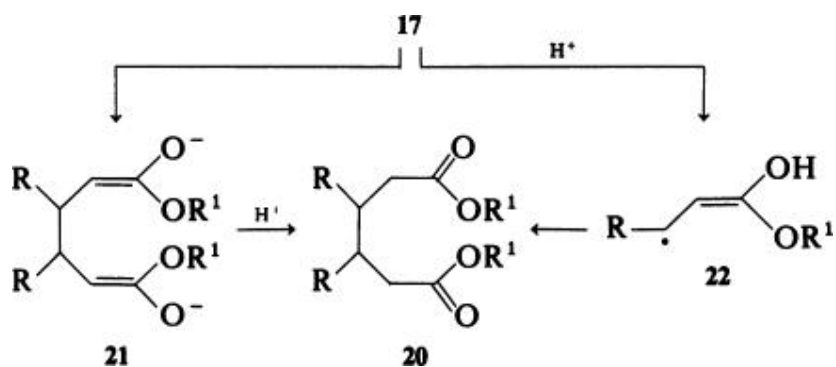
^cThe reaction was carried out at 0° for 2 hours.

This result has been interpreted in terms of a more reactantlike transition state in $\text{LiAlH}(\text{OC}_4\text{H}_9\text{-}t)_3$ reductions. (111) The behavior of NaBH_4 in conjugate additions to cyclohexylidenecyanoacetates has been rationalized on the basis of a cyclic six-center transition state. (112)

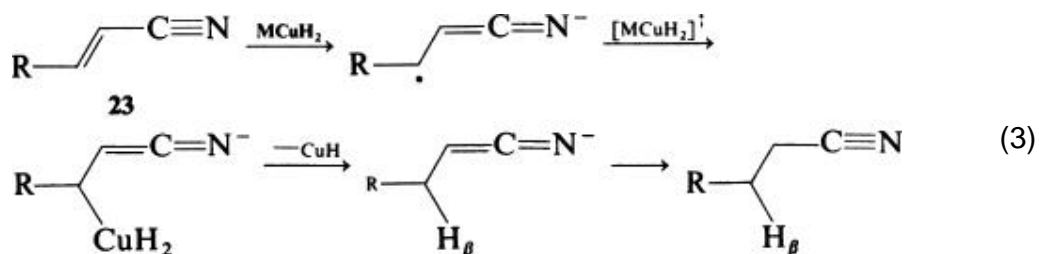
The 1,4 addition of $\text{LiAlH}(\text{OCH}_3)_3\text{-CuBr}$ -2-butanol or $\text{NaAlH}_2\text{·}(\text{OCH}_2\text{CH}_2\text{OCH}_3)_2\text{-CuBr}$ -2-butanol complexes (tentatively formulated as MCuH_2) to acyclic α , β -unsaturated esters **16** presumably proceeds by way of electron transfer to form a radical anion **17** ($\text{R}^1 = \text{alkyl}$); this can afford the enolate **18** either directly or indirectly by coupling with the hydride-complex radical cation to give the covalently bonded copper complex **19** followed by reductive elimination of copper hydride. As shown by deuterium labeling experiments, the hydrogen (H_β) that adds to the β -carbon atom in **17** originates from the hydride-complex species. (113, 114)



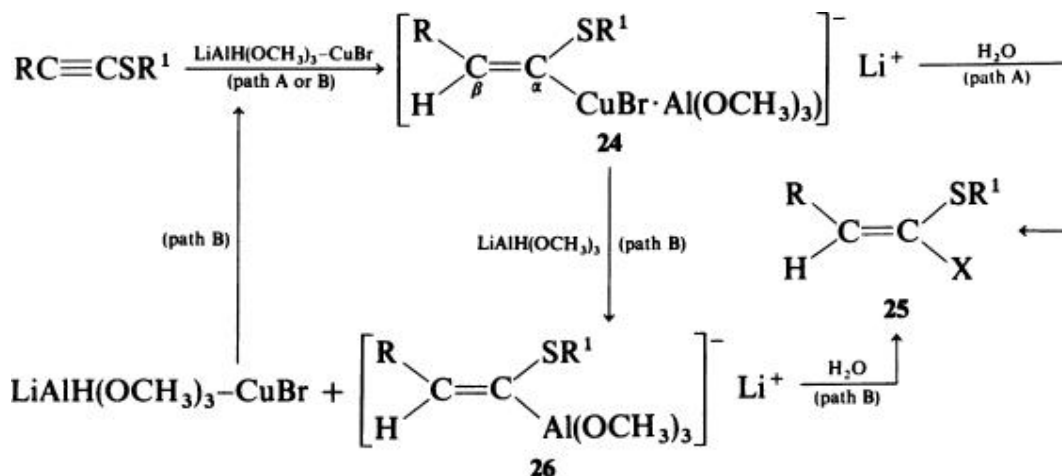
Two pathways have been suggested to explain the formation of the dihydrodimer **20** ($\text{R} = \text{C}_6\text{H}_5$) during the conjugate reduction of methyl cinnamate by the $\text{NaAlH}_2(\text{OCH}_2\text{CH}_2\text{OCH}_3)_2\text{--CuBr}$ complex in the absence of 2-butanol; the radical anion **17** can undergo either dimerization followed by protonation of the bisenolate **21**, or initial protonation followed by dimerization of the enol radical **22**. (113, 114)



A mechanism similar to that indicated by formulas **16** @ **19** (115) presumably applies in 1,4 additions of the $\text{NaAlH}_2(\text{OCH}_2\text{CH}_2\text{OCH}_3)_2\text{--CuBr}$ –2-butanol complex to α, β -unsaturated nitriles **23** (Eq. 3). (115-117)

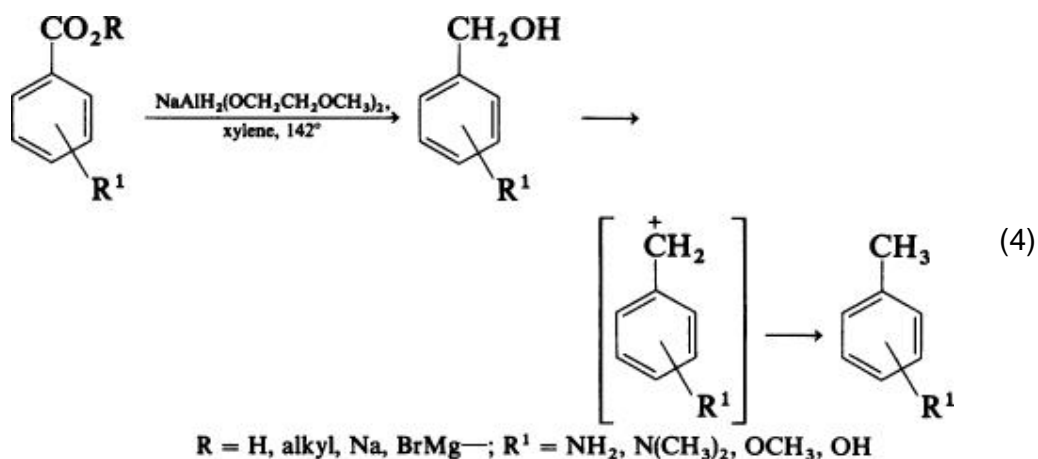


The mechanism of the reduction of 1-alkynyl sulfides by the $\text{LiAlH}(\text{OCH}_3)_3\text{-CuBr}$ complex (equivalent amount of cuprous bromide; path A) involves attack of the hydride ion on the β -carbon atom to form the adduct **24**, which on decomposition by water gives *cis*-1-alkenyl sulfides **25** ($\text{X} = \text{H}$) with greater than 95% stereoselectivity. α -Deuterated *cis*-1-alkenyl sulfides **25** ($\text{X} = \text{D}$) are the products of decomposition by deuterium oxide. Reductions with catalytic amounts of cuprous bromide (path B) presumably proceed by way of a rapid transfer of cuprous bromide from the adduct **24** to $\text{LiAlH}(\text{OCH}_3)_3$, formation of the adduct **26**, and regeneration of the starting hydride complex. The presence of cuprous bromide has a profound impact on stereochemistry, since reductions by $\text{LiAlH}(\text{OCH}_3)_3$ alone or LiAlH_4 give almost exclusively the *trans*-1-alkenyl sulfides. (118)



2.3. Hydrogenolytic Reactions

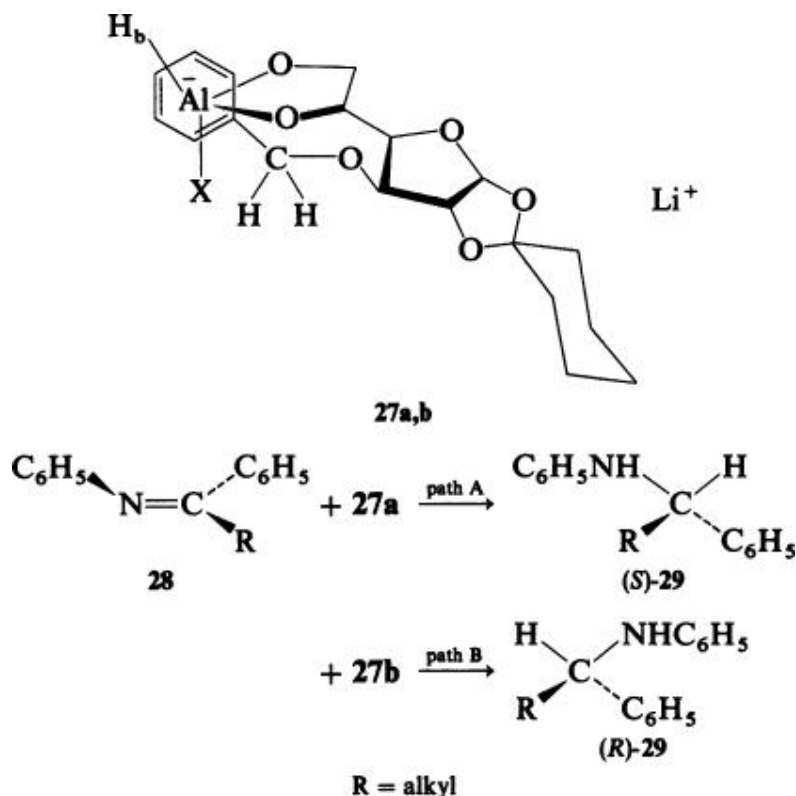
Aromatic carboxylic acids bearing electron-withdrawing groups in *ortho* or *para* positions, their alkyl esters, (119-122) and metal salts (123) undergo hydrogenolysis by $\text{NaAlH}_2(\text{OCH}_2\text{CH}_2\text{OCH}_3)_2$ at elevated temperatures. The proposed mechanism is similar to that suggested earlier for the hydrogenolysis of amino-substituted aromatic carbonyl compounds: (124) rapid formation of the carbinol, cleavage of the carbon-oxygen bond to give a resonance-stabilized carbonium ion, and rapid hydride attack on the latter to form a methyl group (Eq. 4).



Hydrogenolysis of esters such as 3-carbethoxy-4-methylpyrrole by $\text{NaAlH}_2(\text{OCH}_2\text{CH}_2\text{OCH}_3)_2$ yielding 3,4-dimethylpyrrole (125) seems to be explained rather on the basis of the vinylogy principle formulated by Gaylord. (126)

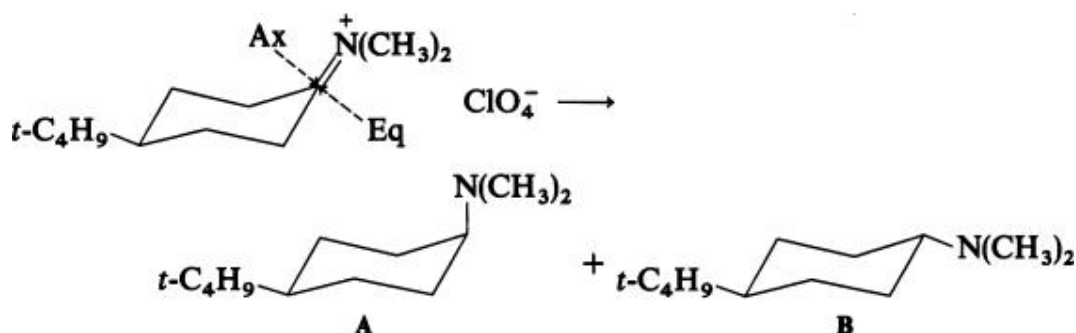
2.4. Hydride Addition to Carbon–Nitrogen Double Bonds

Reaction of the LiAlH_4 –3-O-benzyl-1,2-cyclohexylidene- α -D-glucofuranose (1:1) complex 27a ($\text{X} = \text{H}_a$) with imines 28 proceed apparently by way of a preferential transfer of the more active, less sterically hindered hydrogen H_a to the carbon atom of the imino group (path A); this approach gives optically active secondary amines 29 of the (S) configuration.



As the *N*-phenyl group in imines **28** is too remote from the reaction center, the extent of asymmetric induction will be determined instead by steric and electronic interactions between the imine C-phenyl and alkyl substituents on one hand and the carbohydrate 3-*O*-benzyl group on the other hand. In the ethanol-modified complex **27b** (X = OC₂H₅), only the more sterically hindered hydrogen H_b is available for reduction; hydride approach from the less hindered side (path B) would therefore yield predominantly the secondary amine **29** of the (*R*) configuration. (127, 128) Similar stereoselectivity observed in asymmetric reductions of ketones, (129-131) ketoximes, and *O*-alkyl ketoximes (132) by complexes **27a** and **27b** justifies the conclusion that analogous mechanisms apply in all these reactions and that complexes **27a** and **27b** can be used for configurational correlations.

Stereoselectivity of hydride additions to the carbon–nitrogen double bond in ketimines or their iminium salts derived from alkyl-substituted cyclohexanones and cyclopentanones is affected significantly by steric demands of substrates as well as complex metal hydrides. Whereas 3- and 4-alkylcyclohexanone imines and iminium salts are attacked by the more bulky reagents predominantly from the equatorial side to yield the axial amines, the 2-alkyl derivatives give *cis* amines as major products, regardless of hydride bulkiness. (133, 134)

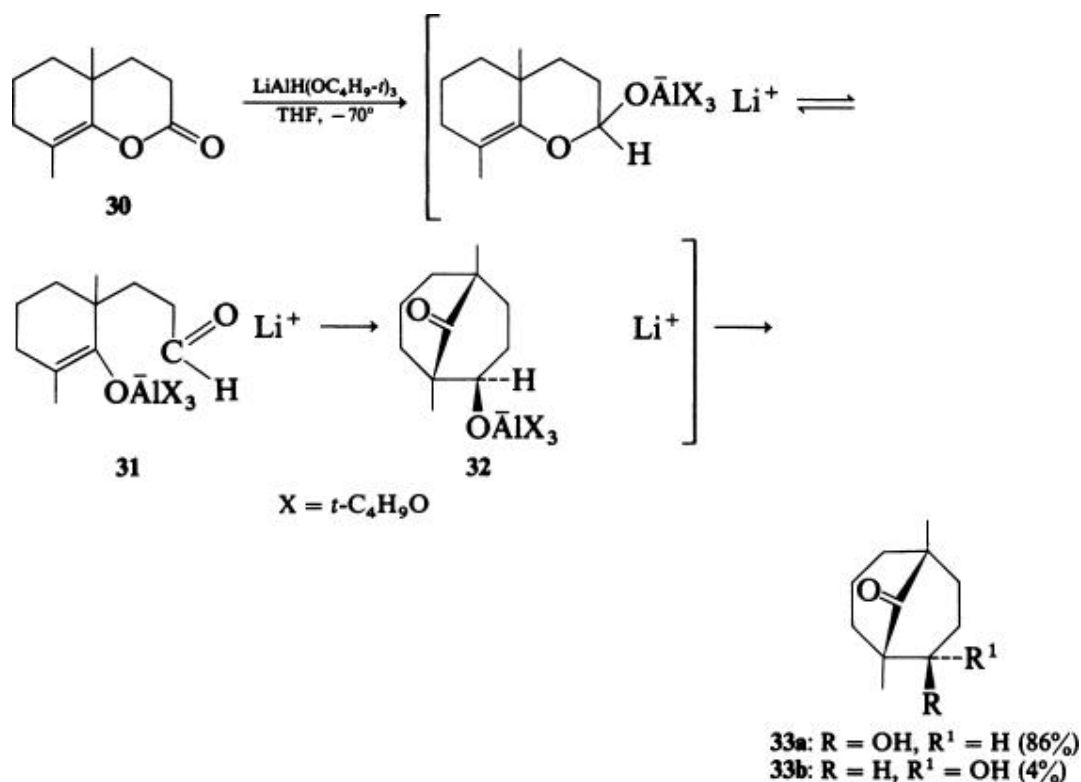


Reagent	A : B
NaBH ₄	16 : 84
NaBH ₃ (CN)	42 : 58
LiAlH ₄	37 : 63
NaAlH ₂ (OCH ₂ CH ₂ OCH ₃) ₂	72 : 28
LiBH(C ₄ H ₉ -s) ₃	94 : 6

In reductions of α -keto ketimines, LiAlH₄ has been classified as hard, NaBH₄ as medium, and LiAlH(OC₄H₉-*t*)₃ or the LiAlH₄-pyridine complex as soft hydride reagents. (135)

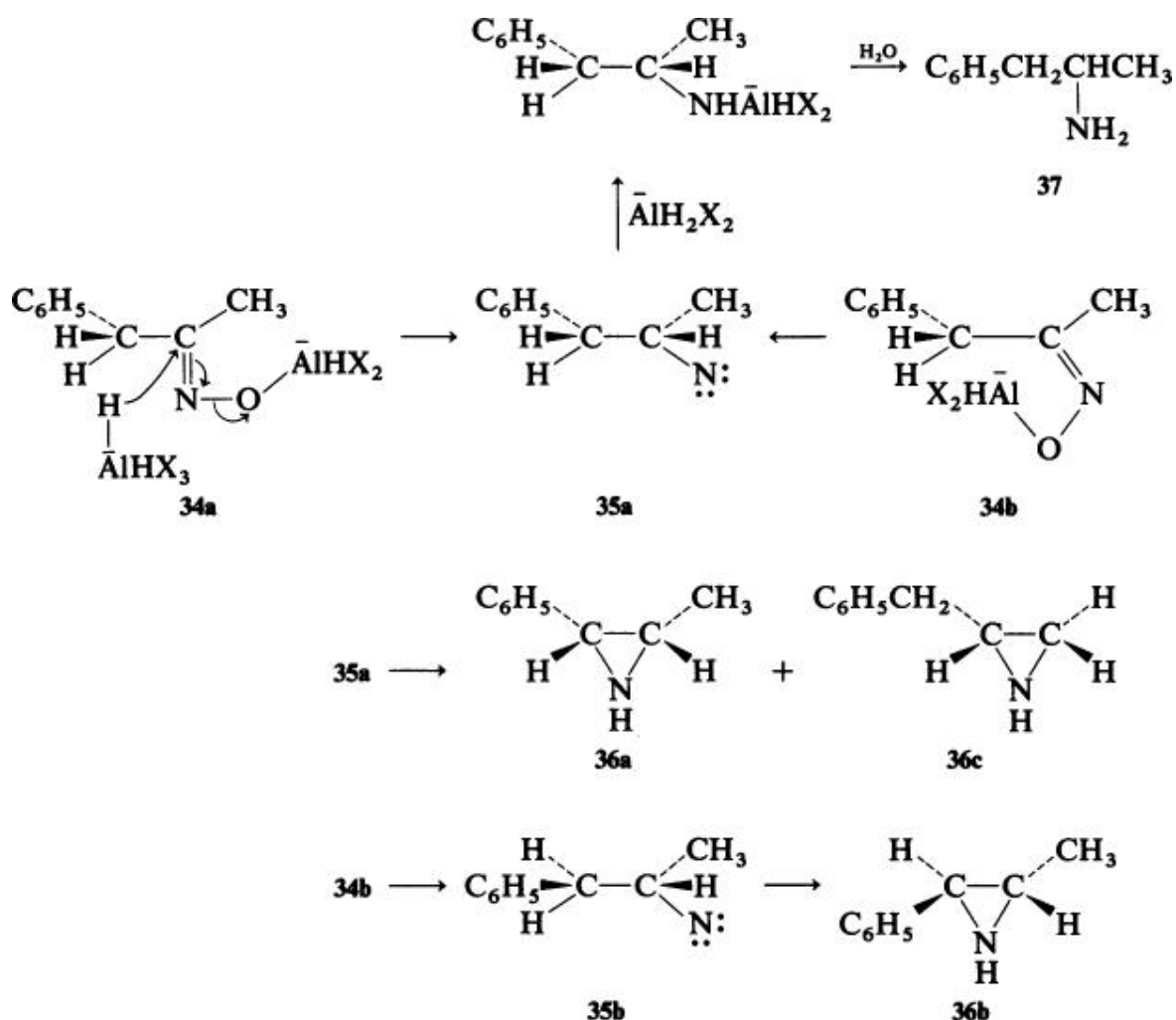
2.5. Molecular Rearrangements

One of the mechanisms suggested to explain the course and stereochemistry of the reductive rearrangement of δ -enol lactones such as **30** involves intramolecular transfer of the trialkoxyaluminum fragment to the enolate oxygen followed by cyclic rearrangement which, on the basis of models, should produce exclusively the axial keto aluminate **32**. Transformation of the latter depends apparently on the pH of the medium; (136, 137) whereas decomposition with a strong acid yields the thermodynamically less stable axial bridged keto alcohol **33a** as the single product, (136) workup with water gives the axial (**33a**) and equatorial (**33b**) isomers in a 95:5 ratio (overall yield 90%). (136-138)



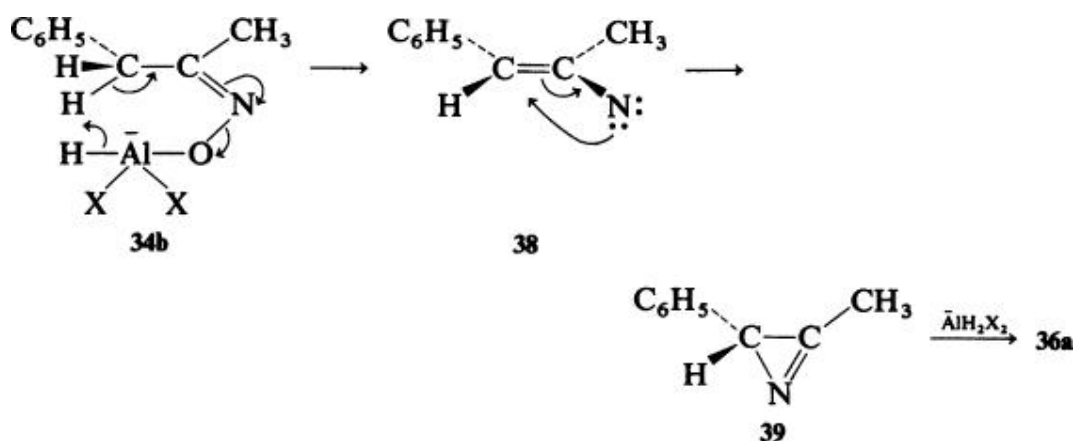
The course of reduction of δ -enol lactones having an exocyclic carbon–carbon double bond can change significantly with the lactone structure (136, 137, 139-143a) and apparently depends on the relative rates of reduction and rearrangement of the intermediate complex **31**. (137) Interestingly, δ -thioenol lactones bearing an exocyclic carbon–carbon double bond undergo only partial reduction to form hydroxythiacycloalkenes. (143b)

Formation of aziridines and secondary amines can compete with simple reduction of ketoximes and their O-alkyl derivatives by LiAlH_4 or $\text{NaAlH}_2(\text{OCH}_2\text{CH}_2\text{OCH}_3)_2$ in tetrahydrofuran, yielding primary amines. (59, 138, 144-149) Reduction of the *anti*-oxime **34a** and the *syn*-oxime **34b** illustrates some of the proposed reaction pathways leading to these products. Intermolecular hydride attack from the least hindered side gives the nitrene **35a**; its reduction by LiAlH_4 (X = H) via insertion into an aluminium–hydrogen bond gives the primary amine **37** as the major product (82%).



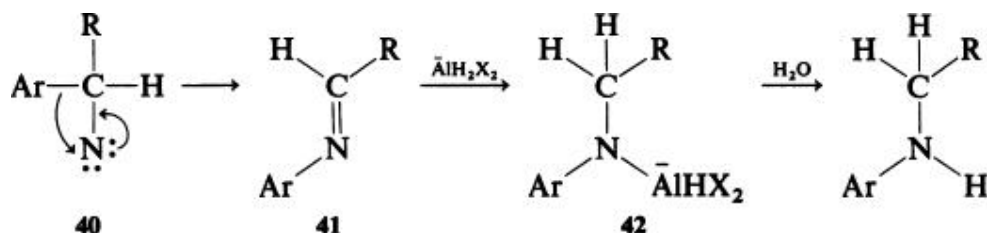
Nitrene insertion into a carbon–hydrogen bond is preferred in reductions by the more bulky $\text{NaAlH}_2(\text{OCH}_2\text{CH}_2\text{OCH}_3)_2$ ($\text{X} = \text{OCH}_2\text{CH}_2\text{OCH}_3$). Thus the *anti*-oxime **34a** gives the *cis*-aziridine **36a** by concerted insertion of the nitrene into a benzylic carbon–hydrogen bond and 2-benzylaziridine **36c** by insertion into a methyl carbon–hydrogen bond in a 9:1 ratio, along with lesser amounts of the primary amine **37**. In reductions of the sterically more congested *syn*-oxime **34b**, some of the nitrene rotamer **35b** is proposed to be generated as well, resulting in the formation of the *trans*-aziridine **36b** in addition to the *cis* isomer **36a**. (150)

An alternative mechanism involves proton elimination from the methylene group of the *syn*-oxime **34b** by intramolecular hydride transfer or 1,4-sigmatropic rearrangement to form the unsaturated nitrene **38**, cyclization of the latter to give the azirine **39**, (150) and azirine reduction (151) producing the *cis*-aziridine **36a**. (150)



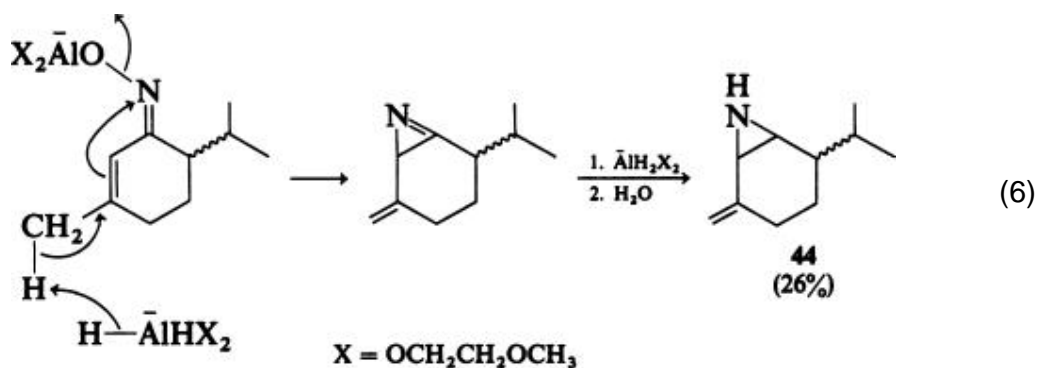
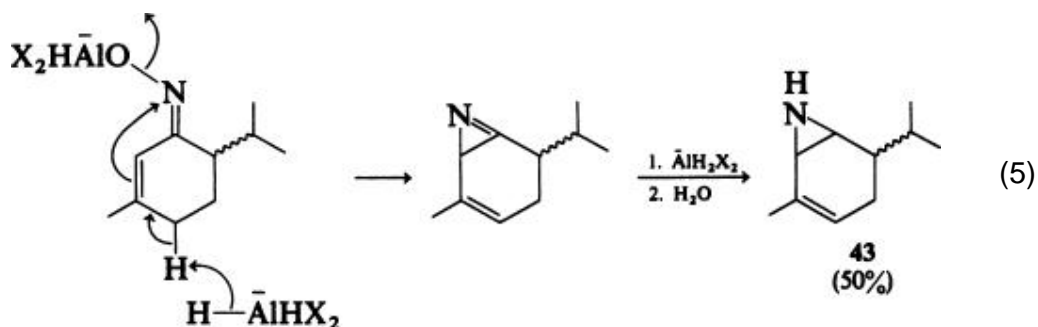
Similar proton elimination from the α -methyl group in the *anti*-oxime **34a** followed by formation of an unsaturated nitrene, its cyclization, and azirine reduction would lead to 2-benzylaziridine **36c**. In contrast to tetrahydrofuran or 1, 2-dimethoxyethane, diethyl ether and bis(2-methoxyethyl) ether suppress the aziridine formation completely; this strong solvent effect has been attributed to efficient solvation by both former solvents, thus facilitating elimination of the OAlHX_2 group with formation of the nitrene. (150)

Reduction of aryl alkyl ketoximes to secondary amines is considered to proceed by way of the nitrene **40**, the Schiff base **41** formed by a 1,2 shift of the aryl group, and the complex **42** resulting from reduction of the Schiff base. (145, 150)

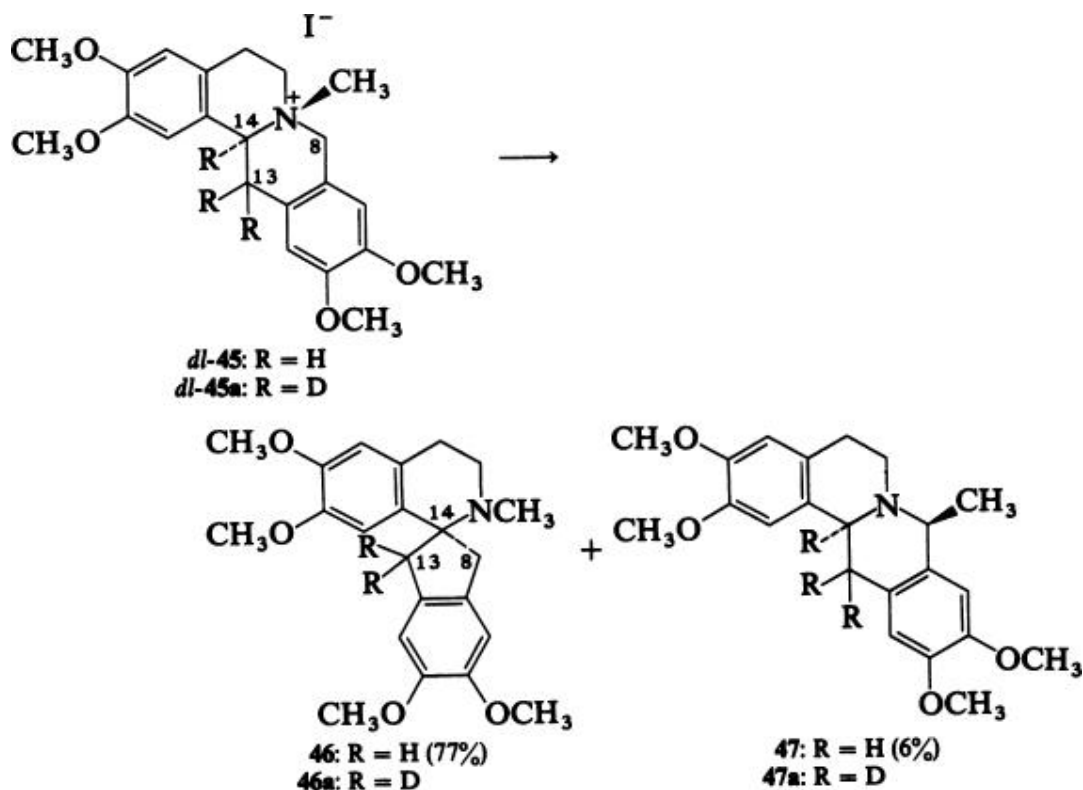


The reaction of *anti*-oximes of 2-cyclohexen-1-ones with $\text{NaAlH}_2(\text{OCH}_2\text{CH}_2\text{OCH}_3)_2$ appears to follow a mechanism suggested for the reduction of aryl alkyl ketoximes (147) and gives predominantly α , β -unsaturated aziridines by way of cyclization involving the methylene group adjacent to the oxime carbon atom. The reduction of *syn*-oximes of 2-cyclohexen-1-ones by the same hydride evidently follows another reaction path as indicated in Eqs. 5 and 6. Specific formation of aziridines **43** and **44** has been interpreted as due to (1) high steric requirements of $\text{NaAlH}_2(\text{OCH}_2\text{CH}_2\text{OCH}_3)_2$ that hinder the addition of hydride ion to the conjugated carbon-carbon double bond and (2) basicity or hardness of the

hydride, that is, its capability of eliminating mobile protons from the methylene (Eq. 5) or methyl group (Eq. 6) attached to the conjugated carbon–carbon double bond. Noteworthy here is the weak solvent effect. (152-154)

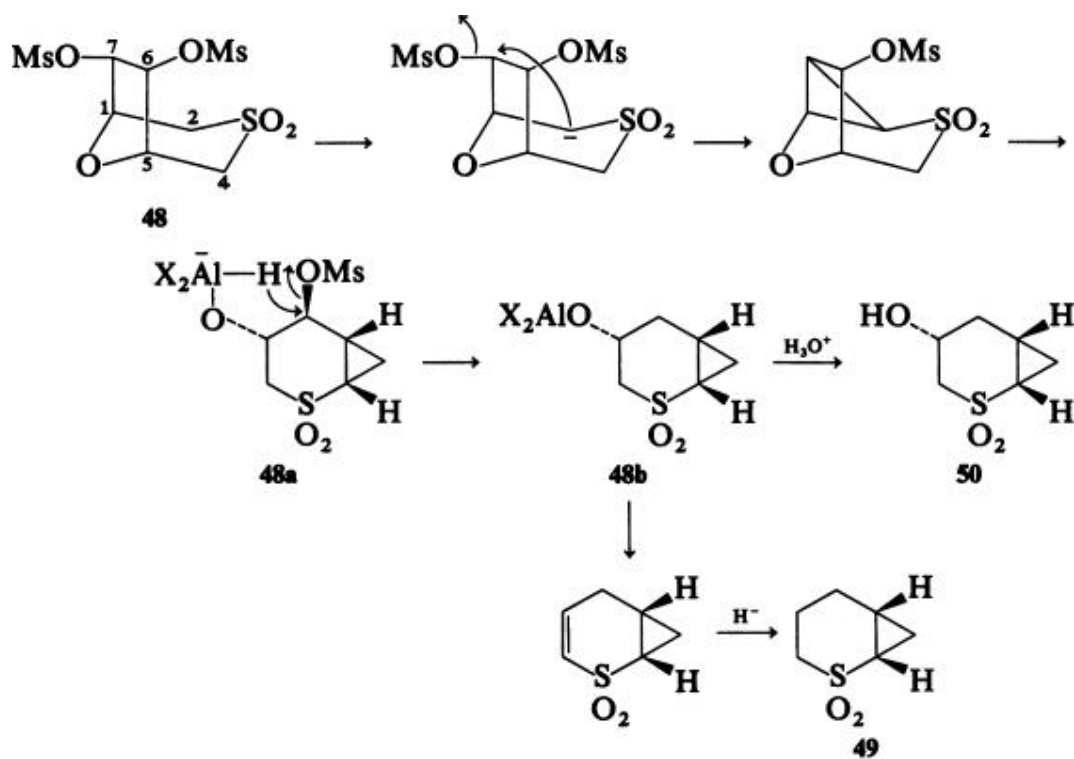


Berbine methiodides such as the *trans*-methiodide **45** easily undergo the Stevens rearrangement on reaction with $NaAlH_2(OCH_2CH_2OCH_3)_2$; (155-158) the reaction follows the dissociation–recombination pathway involving either ion-pair or radical-pair intermediates (159) and gives the spirobenzylisoquinoline **46** along with the 8 β -methylberbine derivative **47**. The hydride acts as a strong



base, abstracting the quasi-axial hydrogen atoms at C-8 and C-14 positions of berberine methiodides; the results of the rearrangement of optically active quaternary salts and of the trideuteriomethiodide **45a** to form deuterium-labeled compounds **46a** and **47a** support this conclusion. (157)

The sulfone bis(methanesulfonate) **48** undergoes rearrangement on reaction with LiAlH₄ or NaAlH₂(OCH₂CH₂OCH₃)₂. A mechanism that could account for the formation of (1*S*,6*R*)-*S,S*-dioxide **49** and its (4*R*)-4-hydroxy derivative **50** involves proton abstraction at C-2, elimination of the mesyloxy group at C-7, and cleavage of the ether linkage at C-1 to give the bicyclic intermediate **48a**; reductive removal of the mesyloxy group by an intramolecular S_N2 reaction would produce the intermediate **48b**. At this stage, elimination from **48b** followed by reduction to form the *S,S*-dioxide **49** can compete with decomposition of **48b** to yield the alcohol **50**. The effect of the sulfone group in **48** is essential, since no rearrangement occurs when the sulfide corresponding to the *S,S*-dioxide **48** is reduced under similar reaction conditions. (160)



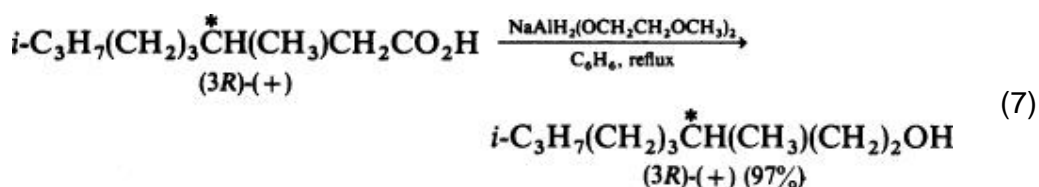
$Ms = CH_3SO_2-$; $X = H, CH_3OCH_2CH_2O-$
 $LiAlH_4$: **49:50** = 89:11
 $NaAlH_2(OCH_2CH_2OCH_3)_2$: **49:50** = 40:60

3. Scope and Limitations

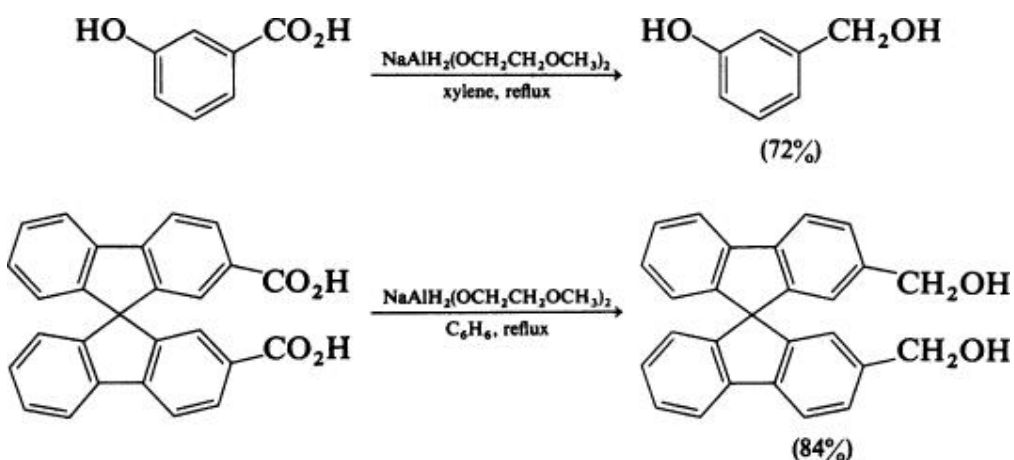
3.1. Carboxylic Acids and Derivatives

3.1.1.1. Reduction of Carboxylic Acids

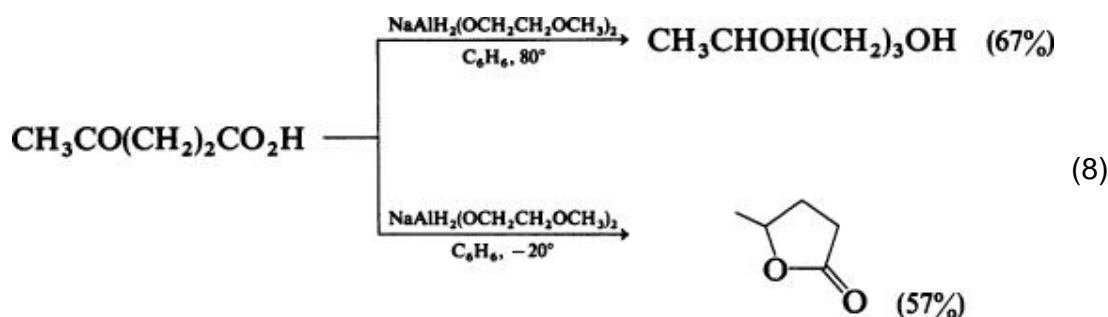
Simple carboxylic acids are reduced to primary alcohols by $\text{LiAlH}(\text{OCH}_3)_3$, (65, 161) calcium alkoxyaluminumhydrides, (162-165) or $\text{NaAlH}_2(\text{OCH}_2\text{CH}_2\text{OCH}_3)_2$ 67-70, 166-169 (Eq. 7) (170-172) as readily as with LiAlH_4 ; (65, 173, 174) $\text{NaAlH}_2(\text{OCH}_2\text{CH}_2\text{OCH}_3)_2$, LiAlH_4 , (123) and diborane (175) show comparable reactivity in transforming alkali metal and halomagnesium salts of carboxylic acids into the corresponding alcohols (cf., however, p. 478 in Ref. 173).



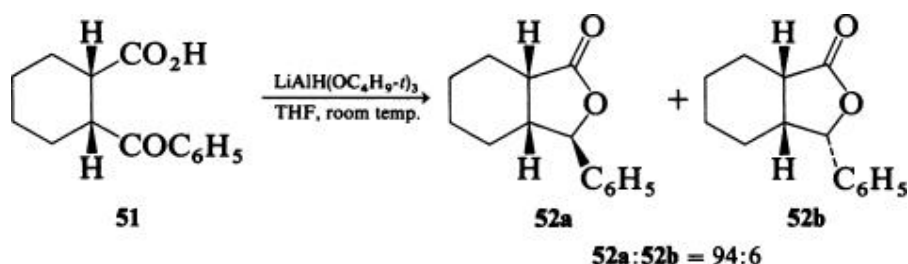
In reductions of poorly soluble carboxylic acids such as 3-hydroxybenzoic acid (119, 121) or 9,9'-spirobifluorene-2,2'-dicarboxylic acid, (176) $\text{NaAlH}_2(\text{OCH}_2\text{CH}_2\text{OCH}_3)_2$ is a more useful reagent than LiAlH_4 .



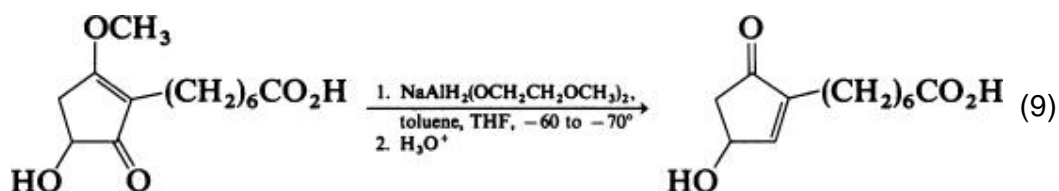
γ -Keto carboxylic acids are reduced by $\text{NaAlH}_2(\text{OCH}_2\text{CH}_2\text{OCH}_3)_2$ either to diols or γ -lactones (Eq. 8) (167)



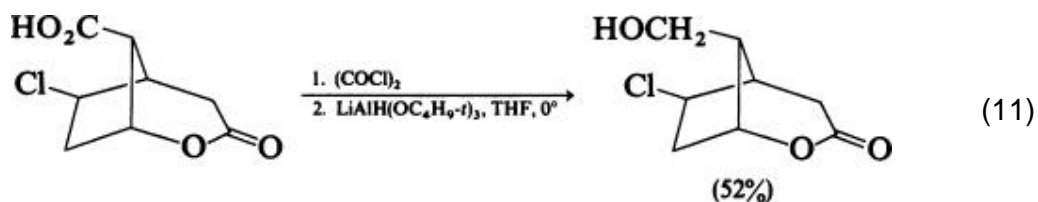
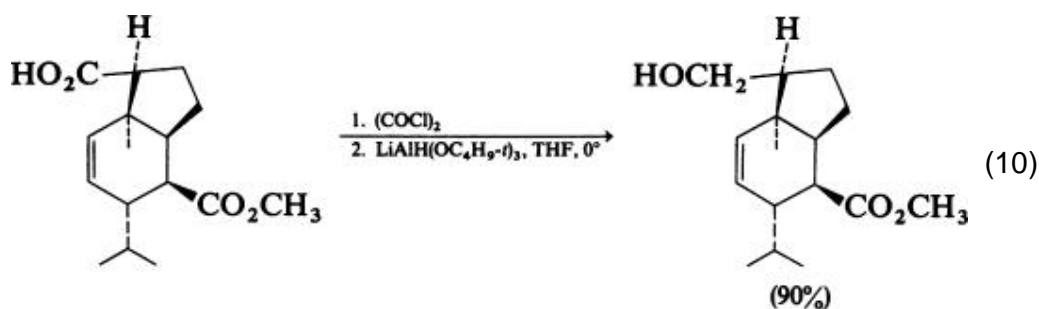
In the reduction of the *cis* γ -keto acid **51** to the isomeric γ -lactones **52a** and **52b**, $\text{LiBH}(\text{C}_2\text{H}_5)_3$ and $\text{LiAlH}(\text{OC}_4\text{H}_9\text{-}t)_3$ show the greatest selectivity; catalytic reduction on platinum oxide gives the isomeric lactones in a reversed ratio (26:74). (177)



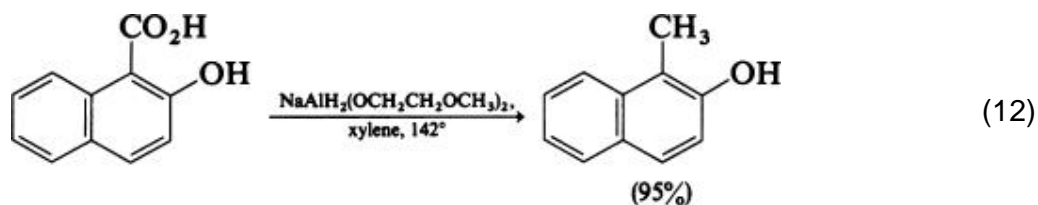
The carboxyl group is not attacked by $\text{NaAlH}_2(\text{OCH}_2\text{CH}_2\text{OCH}_3)_2$ at low temperatures (Eq. 9). (178-180)



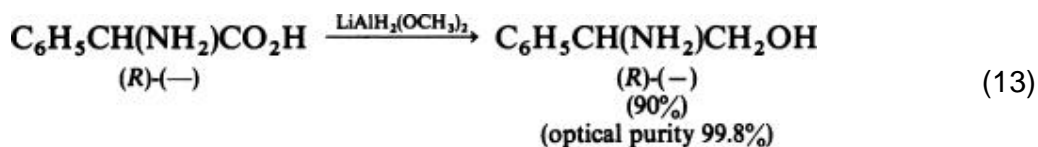
Alternatively, $\text{LiAlH}(\text{OC}_4\text{H}_9\text{-}t)_3$, (63, 65, 181, 182) NaBH_4 , (183) or $\text{LiBH}(\text{C}_2\text{H}_5)_3$ (184) can be used for selective reductions of aldehyde or ketone functions in the presence of a carboxyl. On the other hand, selective transformation of a carboxyl into a hydroxymethyl group in ester-carboxylic acids (Eq. 10) (185) and lactone-carboxylic acids (Eq. 11) (186) is possible via intermediate acyl chlorides.



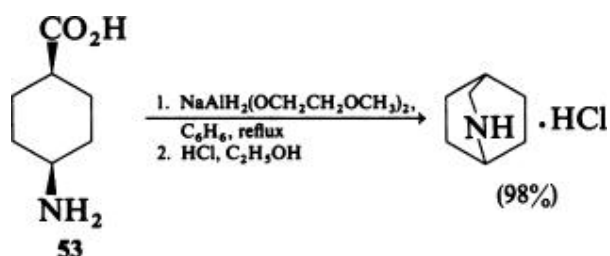
Aromatic carboxylic acids substituted in the *ortho* or *para* positions by a hydroxyl or amino group undergo hydrogenolysis on reaction with $\text{NaAlH}_2(\text{OCH}_2\text{CH}_2\text{OCH}_3)_2$ at elevated temperatures, (119-122) as shown in Eq. 12. (122, 187)



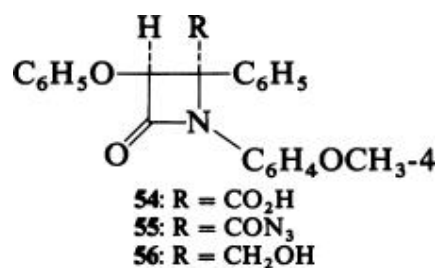
α -Amino acids are reduced by $\text{LiAlH}_2(\text{OCH}_3)_2$ to the corresponding α -amino alcohols (Eq. 13). (188)



Lactam formation is apparently the first step in the transformation of the *cis* amino carboxylic acid 53 into the bicyclic amine. (189)



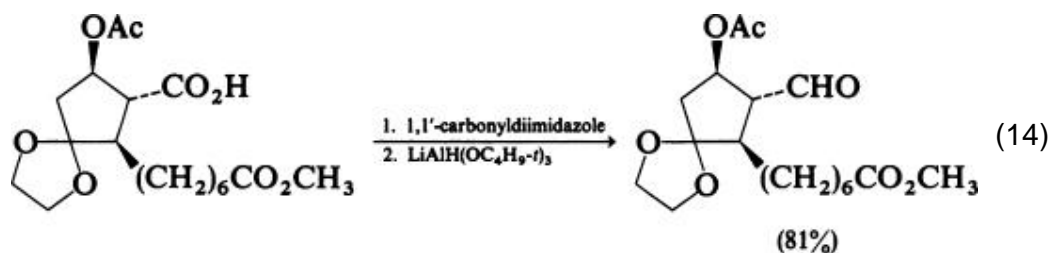
Like LiAlH_4 , $\text{NaAlH}_2(\text{OCH}_2\text{CH}_2\text{OCH}_3)_2$ fails to reduce the carboxylic group in the β -lactam **54**; only treatment with diborane, reduction of the acyl azide **55** with KBH_4 , or the reaction sequence indicated in Eqs. 10 and 11 leads to the alcohol **56**. (190)



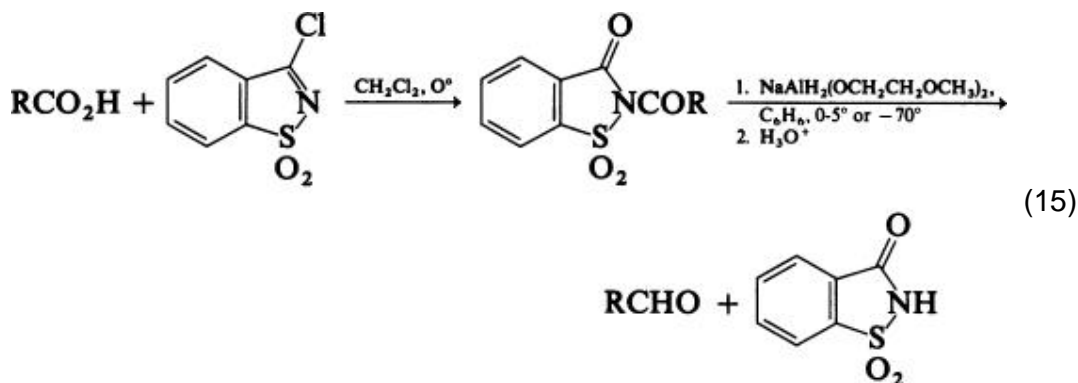
3.1.1.2. Partial Reduction of Carboxylic Acids to Aldehydes

Several procedures utilizing metal alkoxylaluminum hydrides are available for the direct conversion of aliphatic, alicyclic, aromatic, and α , β -unsaturated carboxylic acids to aldehydes.

Reaction of carboxylic acids with 1,1'-carbonyldiimidazole produces *N*-acylimidazoles that easily undergo partial reduction by $\text{LiAlH}(\text{OC}_4\text{H}_9-t)_3$ **96** to give aldehydes in high yields (Eq. 14). (97)

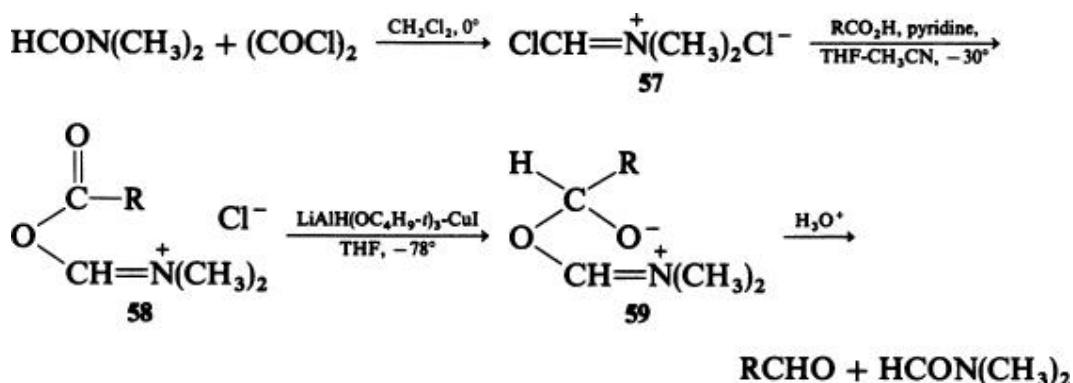


Treating carboxylic acids with γ -saccharin chloride rapidly gives *N*-acylsaccharins, which are reduced *in situ* (~2 hours) to aldehydes in 63–80% yields (Eq. 15). Chloro and nitro groups are not attacked under the conditions of the partial reduction. (98)

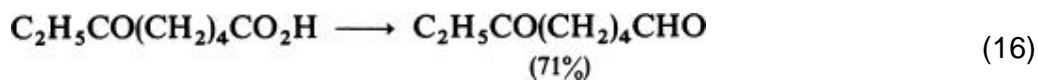


γ -Saccharin chloride can be prepared by chlorination of saccharin with phosphorus pentachloride. (191)

Aliphatic and aromatic carboxylic acids react with *N,N*-dimethylchloromethyleniminium chloride (57) to form carboxymethyleniminium chlorides 58; $\text{LiAlH}(\text{OC}_4\text{H}_9\text{-}t)_3$ reduction of these salts *in situ* (10 minutes) and in the presence of copper(I) iodide as catalyst followed by decomposition of the betaine 59 affords aldehydes in 55–90% yields.



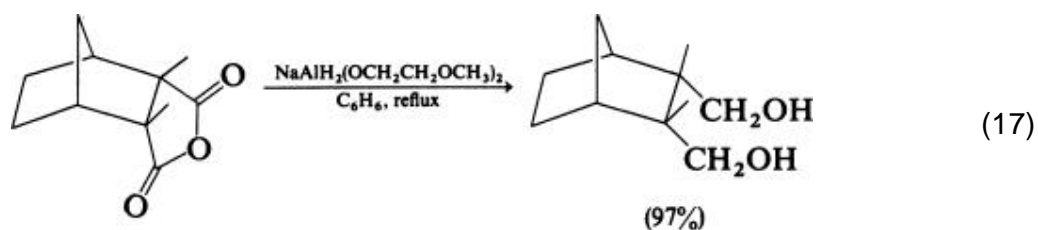
Chloro, bromo, cyano, nitro, and ester groups, as well as conjugated carbon–carbon double bonds, are not reduced by the hydride under these conditions. The high reactivity of carboxymethyleniminium salts 58 makes it possible to reduce keto acids to keto aldehydes without protecting the ketone function (Eq. 16). (192)



Alternatively, bis(*N*-methylpiperaziny)aluminum hydride reduces carboxylic acids to give the corresponding aldehydes in 62–95% yields. (193)

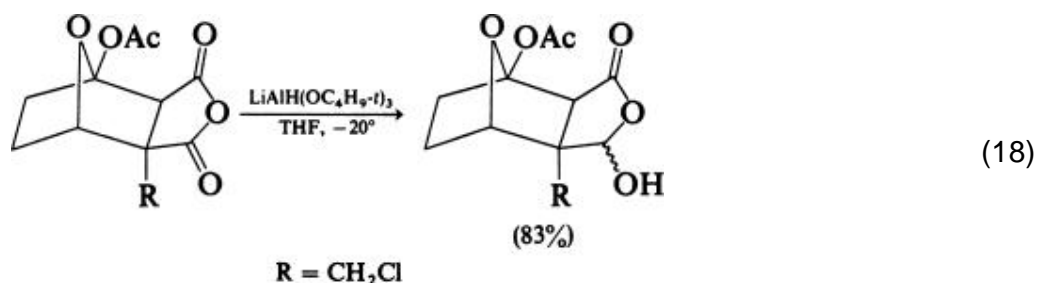
3.1.1.3. Reduction of Carboxylic Acid Anhydrides

The reduction of simple aliphatic and aromatic acid anhydrides by $\text{LiAlH}(\text{OCH}_3)_3$ in tetrahydrofuran, (65, 161) $\text{NaAlH}_2(\text{OCH}_2\text{CH}_2\text{OCH}_3)_2$ in benzene, (168) or calcium alkoxyaluminum hydrides in toluene (165) at elevated temperatures gives primary alcohols in high yields. The complete reduction of cyclic anhydrides, as shown in Eq. 17, (194) by $\text{LiAlH}(\text{OCH}_3)_3$, (65, 161) AlH_3 , (65) or $\text{NaAlH}_2(\text{OCH}_2\text{CH}_2\text{OCH}_3)_2$ (167, 168) often proceeds more rapidly than with LiAlH_4 . (65, 174)

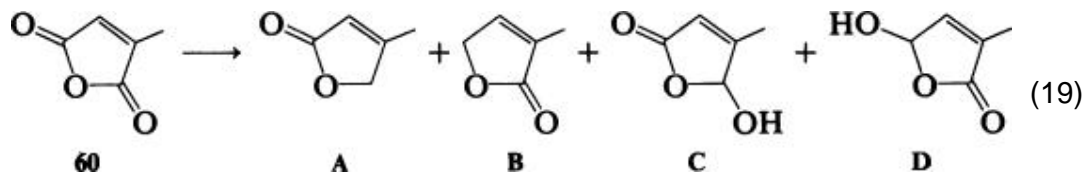


3.1.1.4. Partial Reduction of Cyclic Anhydrides to Lactones and Hydroxylactones

The low-temperature reduction of cyclic anhydrides by complex metal hydrides (63, 65, 77, 174) leads to lactones, hydroxylactones, or mixtures of both. Whereas formation of hydroxylactones predominates in reductions by $\text{LiAlH}(\text{OC}_4\text{H}_9\text{-}t)_3$ (47-50, 52, 58, 195) (Eq. 18) (196) and sometimes also by LiAlH_4 , (49, 50, 52) lactones are the major products of reductions with NaBH_4 , (47, 48, 51-57, 196, 197) LiAlH_4 , (46-48, 53-55) LiBH_4 , (56, 198) $\text{LiBH}(\text{C}_2\text{H}_5)_3$, (54, 56, 184) $\text{LiBH}(\text{C}_4\text{H}_9\text{-}s)_3$, 54, 55–57 $\text{KBH}(\text{C}_4\text{H}_9\text{-}s)_3$, (57) and lithium triisiamylborohydride. (54)



The effect of the hydride and of the reaction conditions on the product distribution in the reduction of an unsymmetrical cyclic anhydride such as **60** is illustrated in Eq. 19.



Product ratio Refs.

	A	B	C	D	
NaBH ₄	85	15	0	0	51, 61
LiAlH ₄	90	10	0	0	51, 61
KBH(C ₄ H ₉ -s) ₃	0 ~100	0	0	0	57
LiAlH(OC ₄ H ₉ -t) ₃ , (C ₂ H ₅) ₂ O ^a	0	0	89	11	58
LiAlH(OC ₄ H ₉ -t) ₃ , DME ^{b, c}	35	3	53	9	49, 52

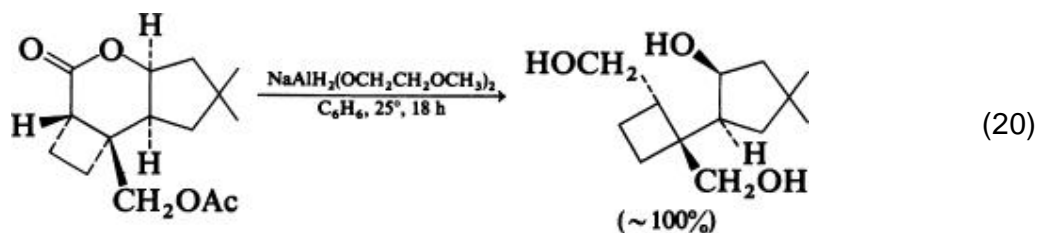
^aThe reaction was carried at -55° to room temperature for 3 hours.

^bThe abbreviation DME denotes 1,2-dimethoxyethane.

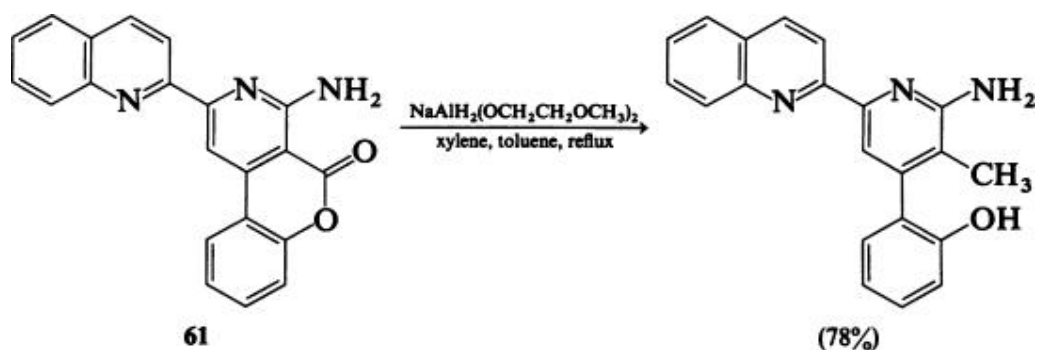
^cThe reaction was carried out at -30° for 1 hour and then at 25° for 12 hours.

3.1.1.5. Reduction of Lactones and Lactols

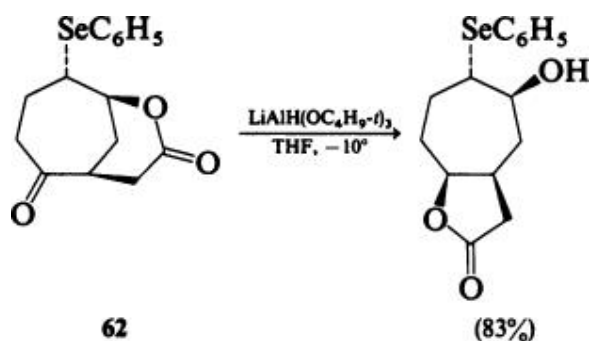
Simple aliphatic and aromatic lactones are reduced by LiAlH(OCH₃)₃ (65, 161) to diols as rapidly as with LiAlH₄, (65, 174) AlH₃, (65) or LiBH(C₂H₅)₃; (184) calcium alkoxyaluminum hydrides such as Ca[AlH₂(OC₄H₉-t)₂]₂ (165) and NaAlH₂(OCH₂CH₂OCH₃)₂ (167, 168) require longer reaction times (Eq. 20) 199 or elevated temperatures 199b–d to obtain diols in high yields.



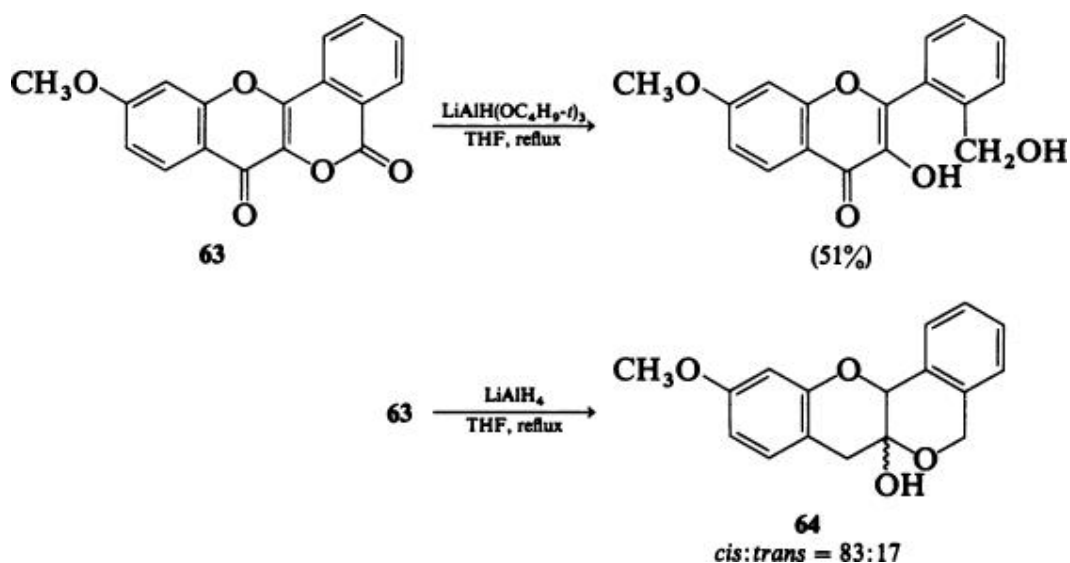
Aromatic lactones such as **61**, which bear a vicinal electron-donating amino group, undergo hydrogenolysis rather than reduction under forcing conditions. This conversion of **61** can be effected with neither LiAlH_4 nor diborane. (200-204)



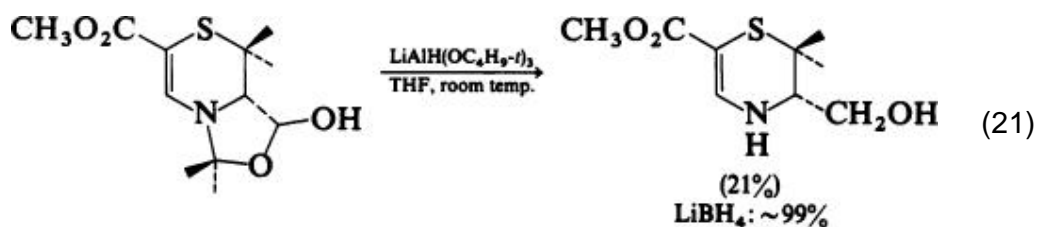
The relatively greater stability of lactones toward $\text{LiAlH}(\text{OC}_4\text{H}_9-t)_3$, [1,63,65,186,205–208](#) $\text{NaAlH}_2(\text{OCH}_2\text{CH}_2\text{OCH}_3)_2$, (209) and the LiAlH_4 -(S)-(-)-2,2'-dihydroxy-1,1'-binaphthyl-ethanol complex (210-216) or its analogs (217, 218) at low temperatures can be utilized for the selective reduction of the ketone or aldehyde function in keto or formyl lactones. Translactonization is sterically favored following the reduction of the keto δ -lactone **62**. (219)



At elevated temperatures, however, lactones such as **63** are reduced to diols by $\text{LiAlH}(\text{OC}_4\text{H}_9-t)_3$; LiAlH_4 affords a mixture of isomeric hemiketals **64**. (220)

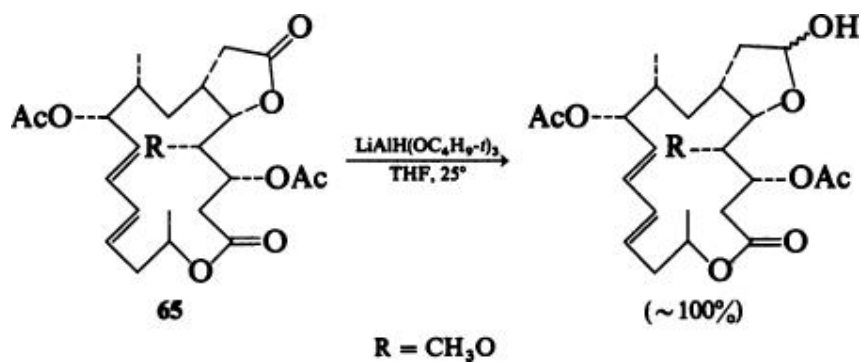


Lactols are usually stable toward $\text{LiAlH(OC}_4\text{H}_9\text{-}t)_3$, and LiBH_4 is therefore a more suitable reagent for cleavage of a lactol to an alcohol (Eq. 21). (221a)

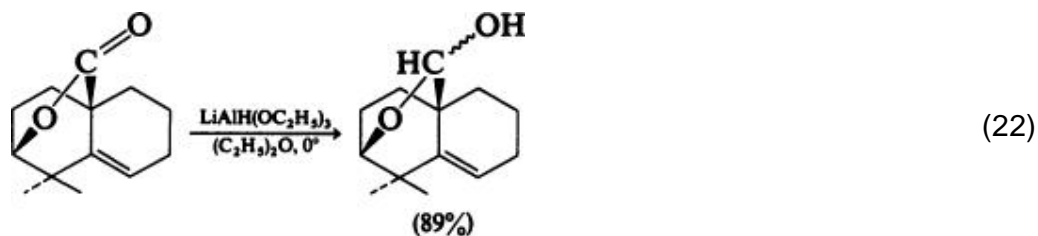


3.1.1.6. Partial Reduction of Lactones to Lactols

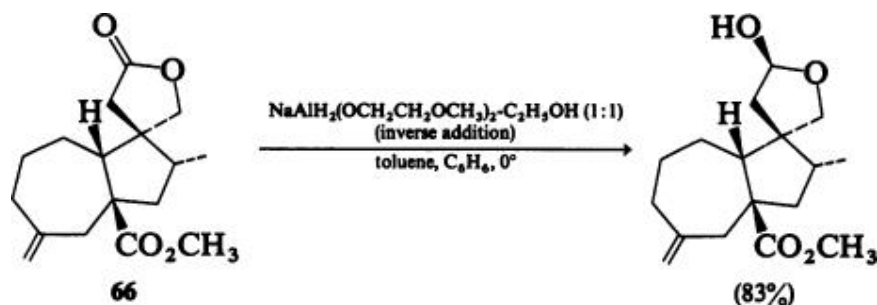
The conversion of lactones to lactols by means of metal alkoxyaluminum hydrides 221b–e often provides a valuable alternative to the known method using $\text{AlH(OC}_4\text{H}_9\text{-}t)_2$. (222) With $\text{LiAlH(OC}_4\text{H}_9\text{-}t)_3$ 223 only the γ -lactone is reduced in the bicyclic dilactone 65. (224)



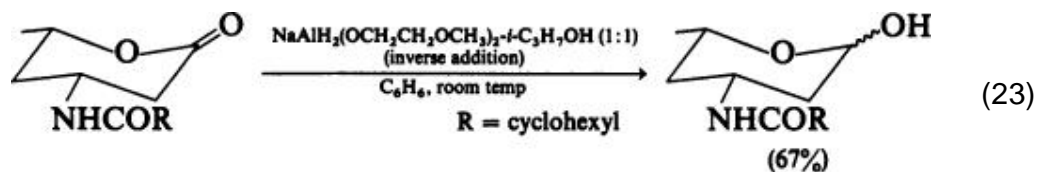
The conversion of some terpene lactones to lactols is effected by $\text{LiAlH}(\text{OC}_2\text{H}_5)_3$ (Eq. 22). (255)

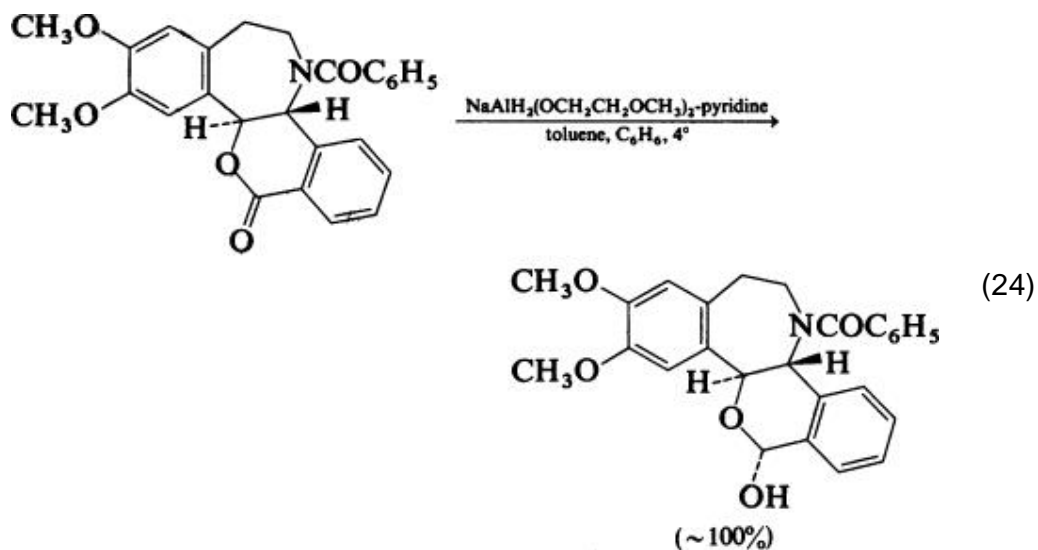


High stereospecificity in the lactone reduction can be achieved by using $\text{NaAlH}_2(\text{OCH}_2\text{CH}_2\text{OCH}_3)_2$ modified with ethanol; (73) noteworthy is the stability of the ester group in the ester lactone **66** under these reaction conditions. (226, 227)

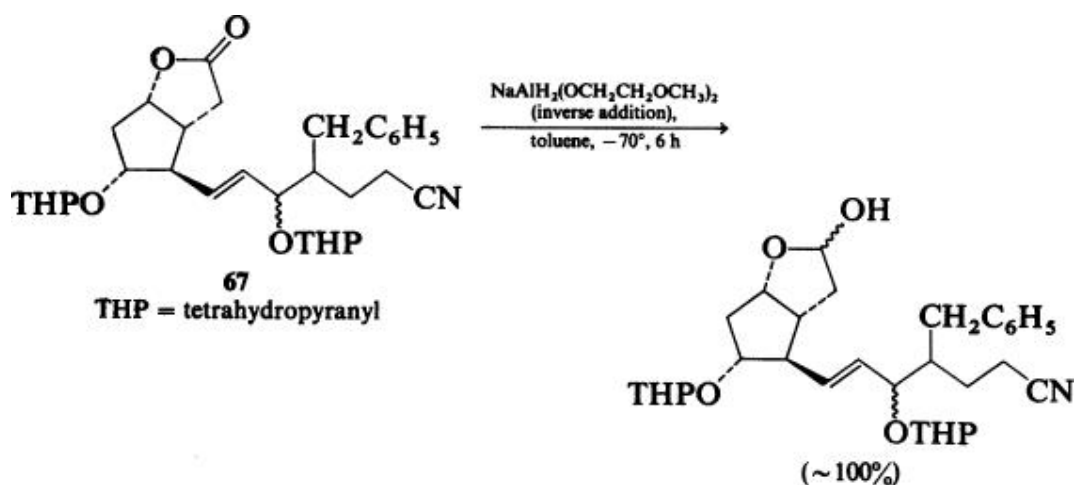


$\text{NaAlH}_2(\text{OCH}_2\text{CH}_2\text{OCH}_3)_2$ modified by 2-propanol (Eq. 23) (228) or the same hydride in pyridine solution (Eq. 24) (229) can be used for selective conversions of lactones to lactols in the presence of an amide group.



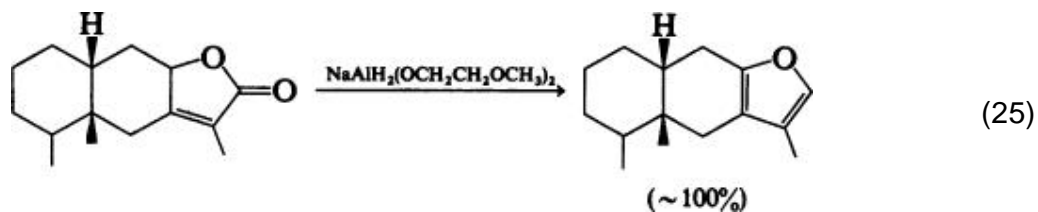


The low-temperature partial reduction of the cyanolactone **67** by $\text{NaAlH}_2(\text{OCH}_2\text{CH}_2\text{OCH}_3)_2$ at prolonged reaction time gives the corresponding cyanolactol; ester and amido groups in lactones of similar structure are not reduced under these conditions. Interestingly, $\text{AlH}(\text{C}_4\text{H}_9)_2$ is less selective and attacks ester, cyano, and amido functions even at low temperature. (230)

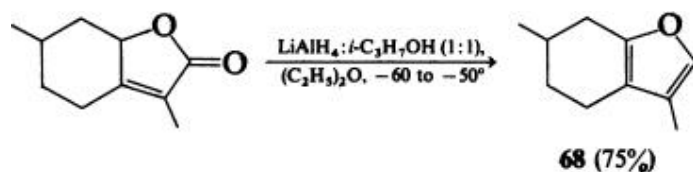


3.1.2. Reduction of Unsaturated Lactones

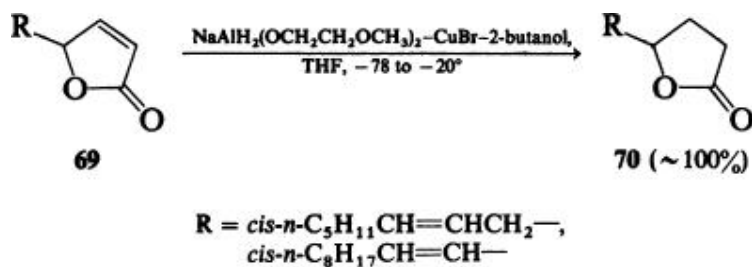
Fused furan derivatives can be prepared by reduction of α, β -unsaturated γ -lactones with $\text{NaAlH}_2(\text{OCH}_2\text{CH}_2\text{OCH}_3)_2$ (Eq. 25). (231)



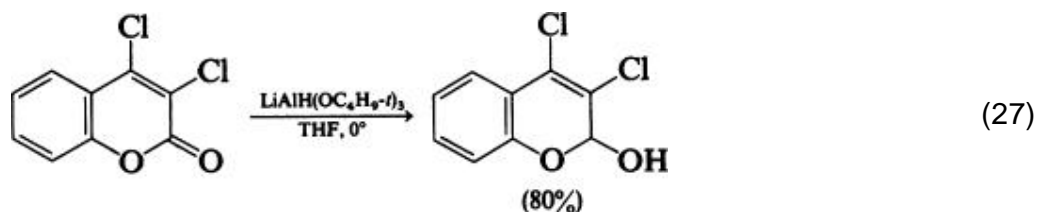
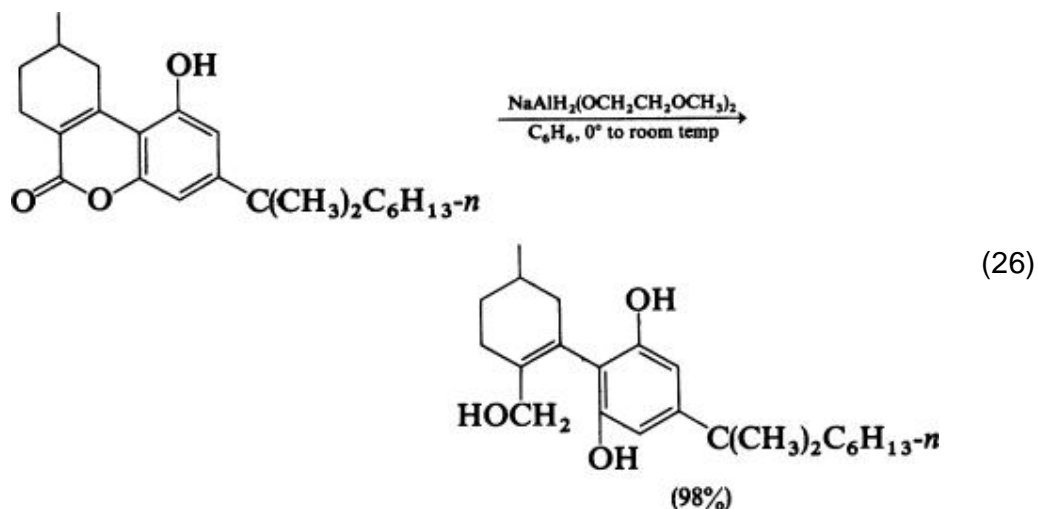
d-Menthofuran ([68](#)) can be obtained similarly by using LiAlH_4 -2-propanol in excess; ([232](#)) $\text{AlH}(\text{C}_4\text{H}_9\text{-}i)_2$ is also useful in this reaction. ([222](#))



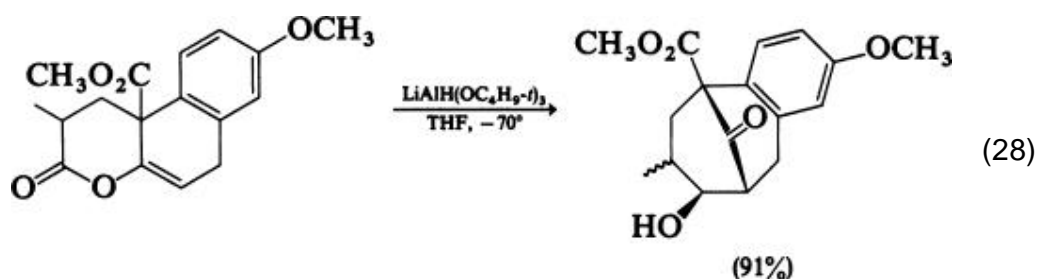
The $\text{NaAlH}_2(\text{OCH}_2\text{CH}_2\text{OCH}_3)_2$ -CuBr-2-butanol complex ([113](#), [114](#)) is an effective reagent in the conjugate reduction of α , β -unsaturated γ -lactones [69](#). The reaction represents one step in the preparation of optically active 4-alkenyl- γ -lactones [70](#) from optically active alkyl 4-hydroxy-2-alkynoates. ([233](#))



α , β -Unsaturated δ -lactones are converted by metal alkoxyaluminum hydrides into either unsaturated diols (Eq. [26](#)) ([234](#)) or δ -lactols (Eq. [27](#)). ([235](#))



In the presence of $\text{LiAlH}(\text{OC}_4\text{H}_9\text{-}t)_3$ and at low temperature, δ -enol lactones with an exocyclic carbon–carbon double bond undergo reductive rearrangement to give bridged ketols [143a](#), [236a–c](#) (Eq. [28](#)); [\(236c\)](#) $\text{LiAlH}(\text{OC}_4\text{H}_9\text{-}t)_3$ at elevated temperature [143a](#), [236d](#) and LiAlH_4 ([138](#)) afford the corresponding diols.




The reaction is often less selective as a result of formation of saturated lactones, keto aldehydes, or keto acids as byproducts; ([137](#), [139](#), [141](#), [142](#)) in these reactions $\text{AlH}(\text{C}_4\text{H}_9\text{-}t)_2$ is a more suitable reagent. ([222](#))

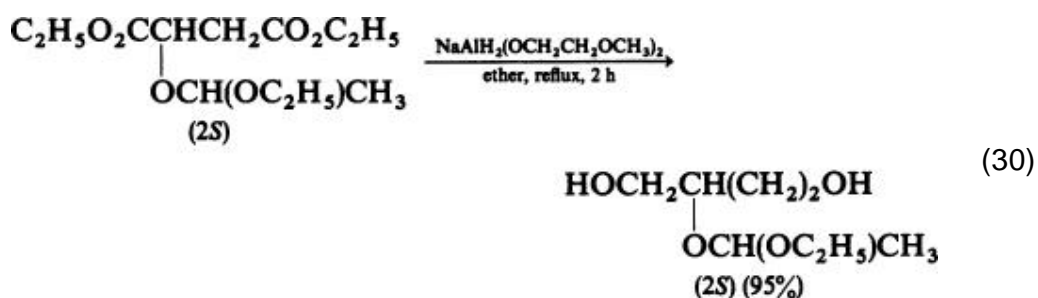
3.1.2.1. Reduction of Carboxylic Acid Esters

Alkyl esters of carboxylic acids react with $\text{LiAlH}(\text{OCH}_3)_3$ ([65](#), [81](#), [161](#)) at 0° as rapidly as with LiAlH_4 ([65](#), [81](#), [173](#), [174](#)) to form primary alcohols in high

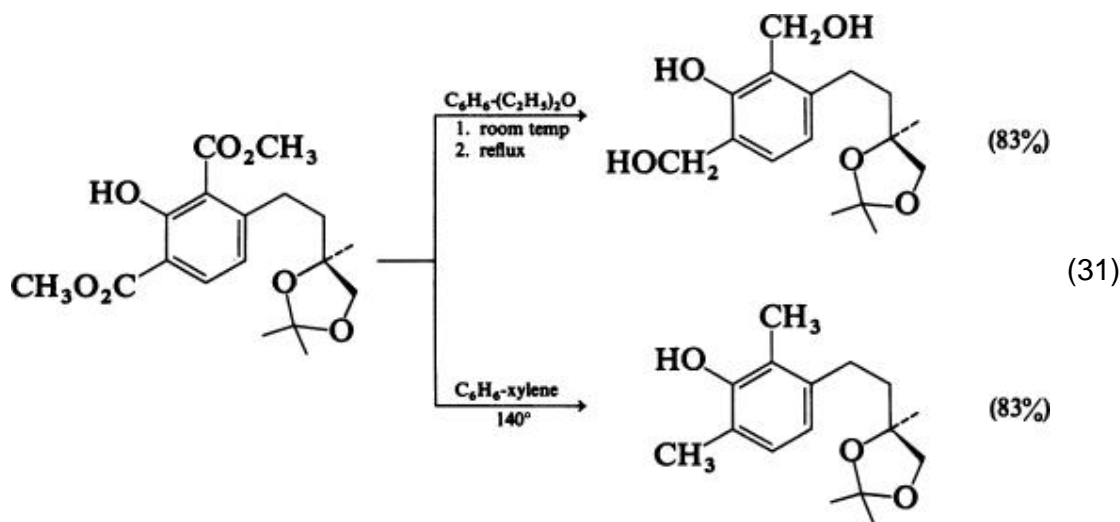
yields, and the former hydride thus finds use more as a selective reducing agent (Eq. 29). (237)



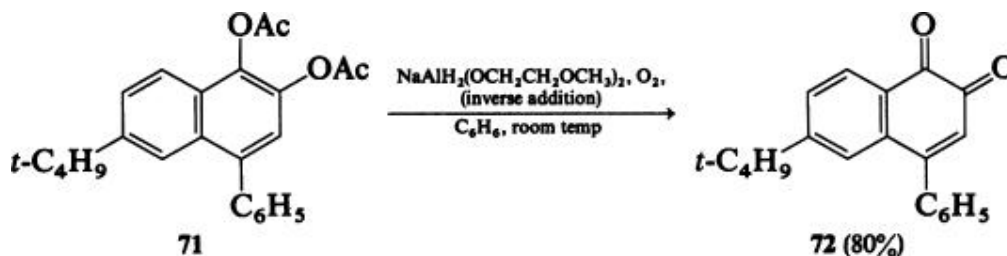
Calcium alkoxyaluminum hydrides (165) and $\text{NaAlH}_2(\text{OCH}_2\text{CH}_2\text{OCH}_3)_2$ (67,68,167,168,238) (Eq. 30) (239) exhibit somewhat lower reactivity than LiAlH_4 in the reduction of esters.



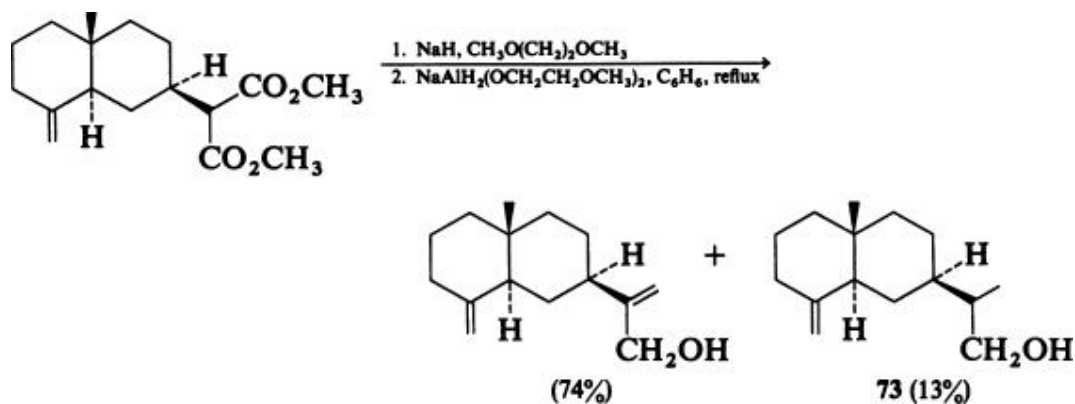
Ortho and *para* amino- and hydroxy-substituted benzoic esters undergo either reduction or hydrogenolysis by $\text{NaAlH}_2(\text{OCH}_2\text{CH}_2\text{OCH}_3)_2$, depending on reaction conditions (119-121) (Eq. 31). (240)



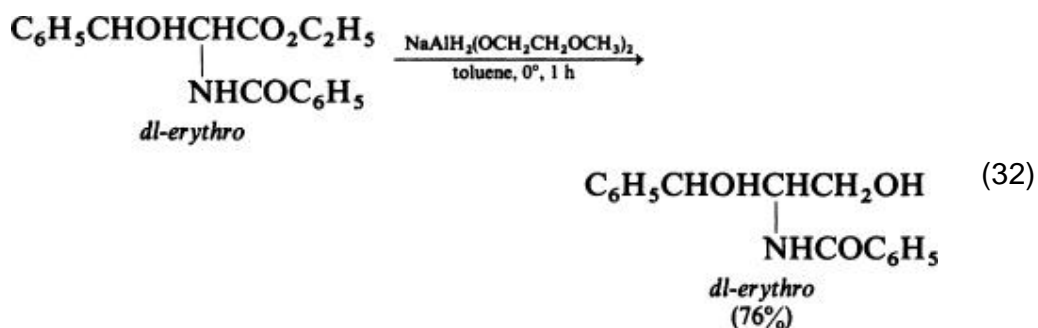
The aromatic vicinal diol diacetate **71** gives *o*-quinone **72** on reaction with $\text{NaAlH}_2(\text{OCH}_2\text{CH}_2\text{OCH}_3)_2$ and air. (241)



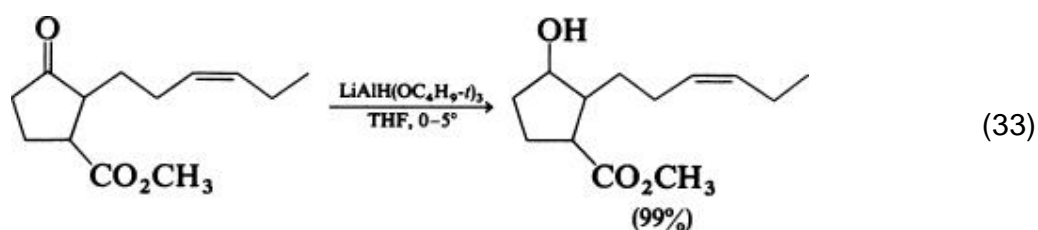
Replacement of LiAlH_4 by $\text{NaAlH}_2(\text{OCH}_2\text{CH}_2\text{OCH}_3)_2$ minimizes formation of the undesired reduced product **73** 242a,b in the malonic enolate reduction–elimination reaction. (243-245)



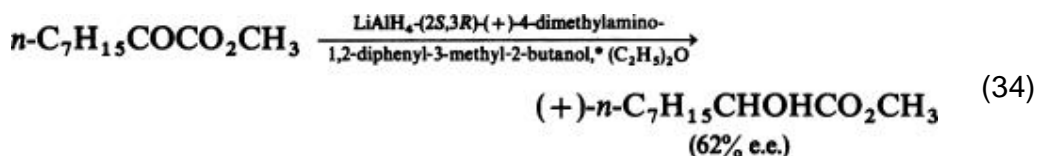
Ester groups in amido esters can be reduced selectively by $\text{NaAlH}_2(\text{OCH}_2\text{CH}_2\text{OCH}_3)_2$ at lower temperatures and shorter reaction time (Eq. 32). (246)



Generally, $\text{LiAlH}(\text{OC}_4\text{H}_9\text{-}t)_3$ reacts extremely slowly with alkyl and cycloalkyl esters of carboxylic acids under mild conditions (0° to room temperature); 63,65,247–255 see, however, Ref. 256. This low reactivity can be utilized with advantage for selective reductions of other reducible groups in functionalized esters (Eq. 33). (257)



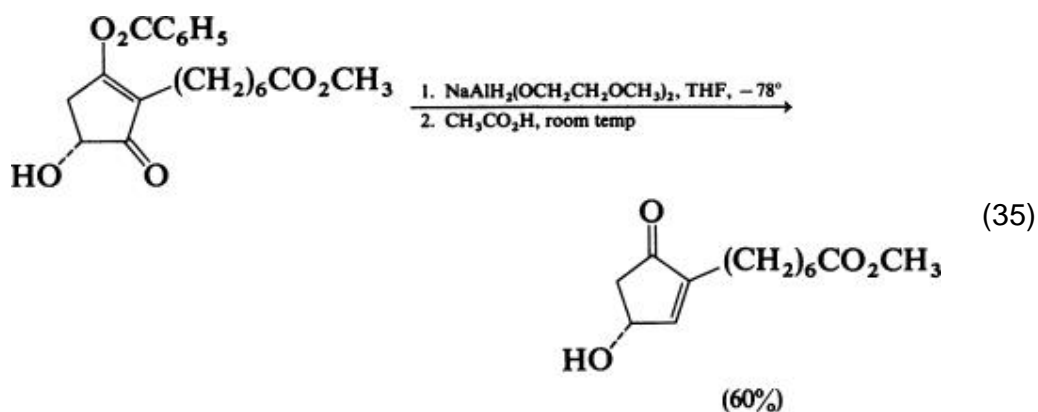
Reductions of keto esters with chiral lithium alkoxyaluminum hydrides (258, 259) such as the Mosher–Yamaguchi complex (Eq. 34) 1,260–262 also proceed with preservation of the ester group and give optically active hydroxycarboxylic acid esters (Eq. 34). (263)



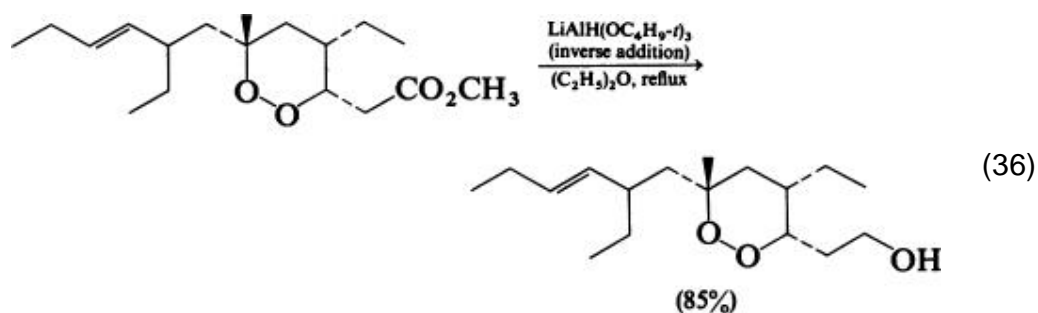
However, ketol acetates undergo complete reduction by the same chiral hydride complex to yield optically active diols (see, e.g., p. 63 in Ref. 1). (264-266)

The low-temperature reduction of enol esters of alicyclic 1,3-diketones by $\text{NaAlH}_2(\text{OCH}_2\text{CH}_2\text{OCH}_3)_2$ followed by an acid-catalyzed allylic rearrangement

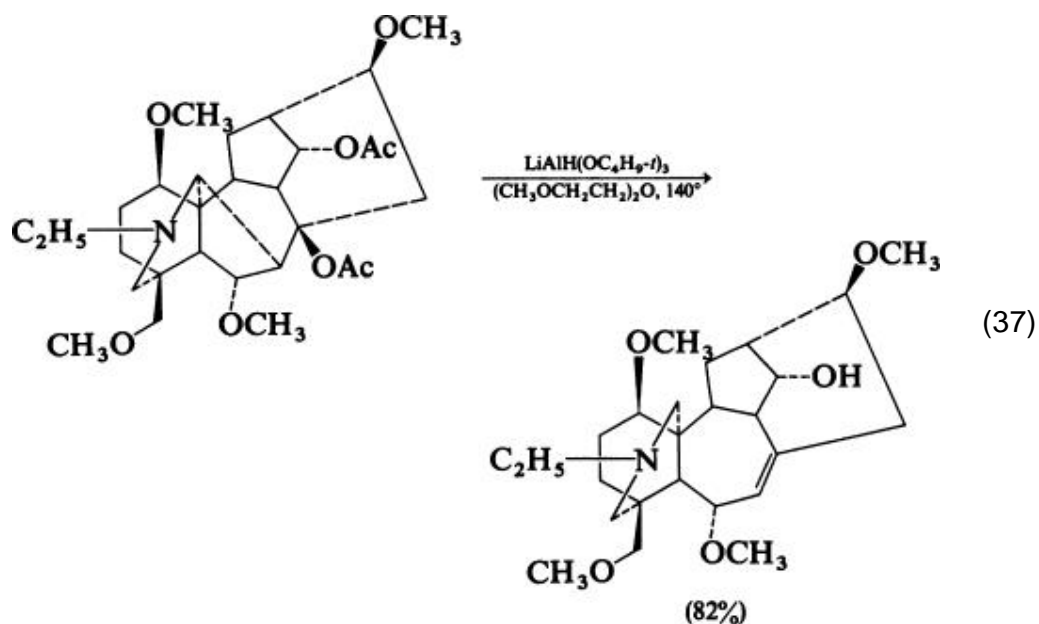
leads to α , β -unsaturated ketones; the alkyl ester group is not attacked under these conditions (see p. 84 in Ref. 1) (267) (Eq. 35). (268, 269)



Reduction with $\text{LiAlH}(\text{OC}_4\text{H}_9\text{-}t)_3$ at elevated temperatures represents a synthetically useful procedure. (270-275) For instance an alkyl ester can thus be reduced selectively in the presence of a peroxide group (Eq. 36). (272)

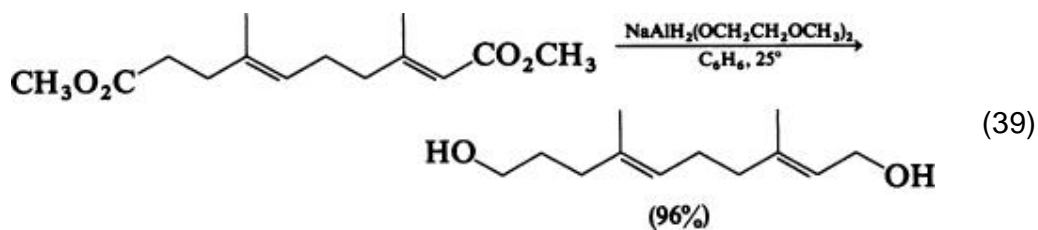
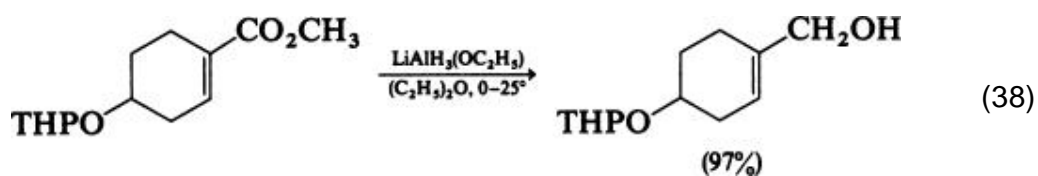


Ester reductions by this hydride under forcing conditions are sometimes accompanied by cleavage of a carbon-carbon bond and an elimination reaction (Eq. 37). (271)



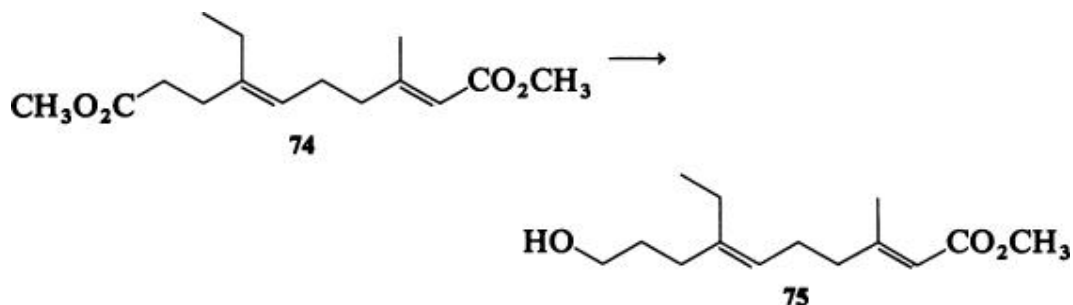
3.1.2.2. Reduction of α , β -Unsaturated Carboxylic Acids and Esters

An unsaturated alcohol, a saturated alcohol, or a saturated carboxylic acid or ester can result from reduction of α , β -unsaturated carboxylic acids or esters by complex metal hydrides, depending on the structure of the substrate, nature of the hydride or solvent, and reaction conditions. A wide variety of α , β -unsaturated esters are reduced to the corresponding allylic alcohols by using $\text{LiAlH}_3(\text{OC}_2\text{H}_5)_2$ (105, 106) (Eq. 38) (276) or $\text{NaAlH}_2(\text{OCH}_2\text{CH}_2\text{OCH}_3)_2$ 277a–f (Eq. 39). (110)

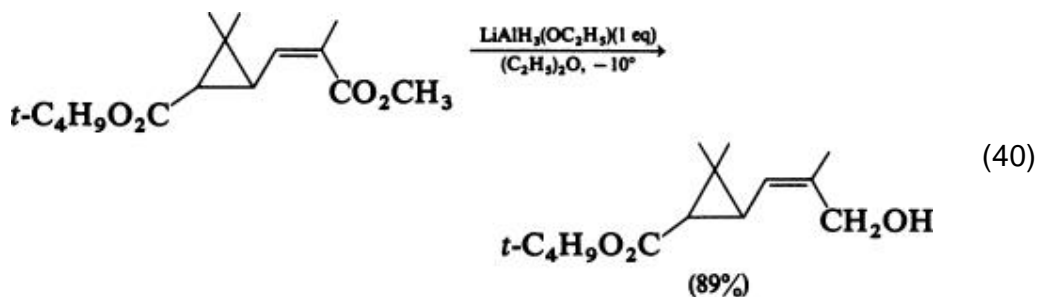


Although selective reduction of the saturated ester group in the diester **74** by $\text{LiAlH}_2(\text{OC}_2\text{H}_5)_2$ gives the desired hydroxy α , β -unsaturated ester **75** in good

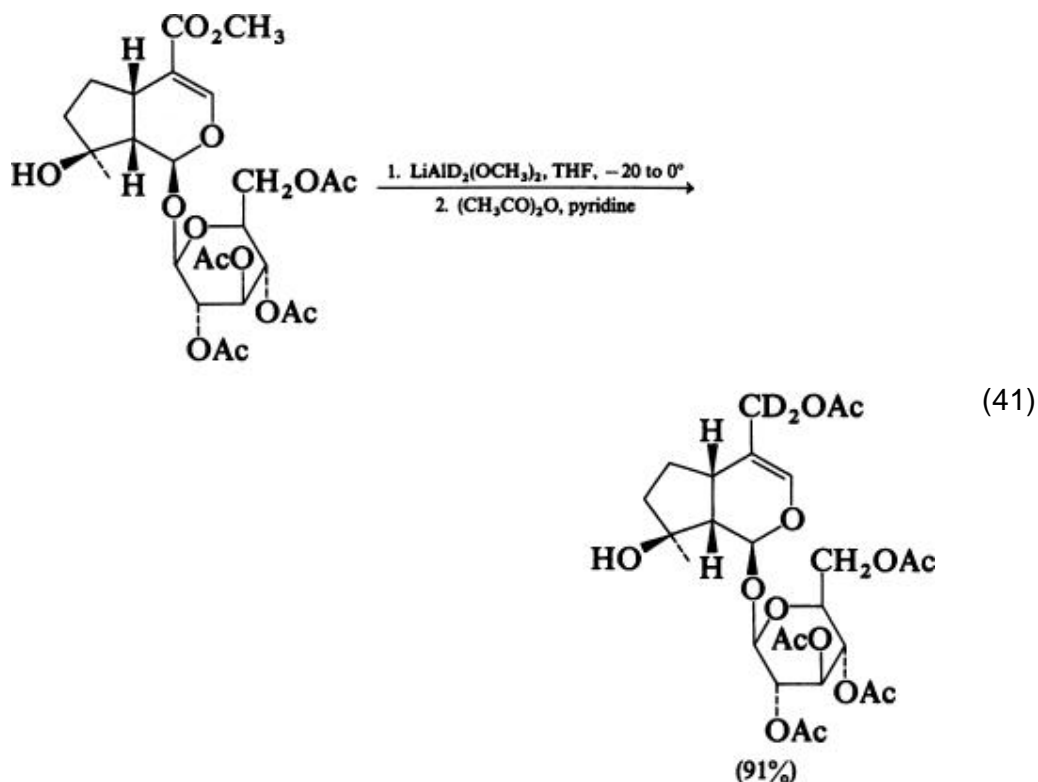
yield, the use of LiAlH_4 at -78° is preferred, affording **75** in 81% yield. (277g-278)



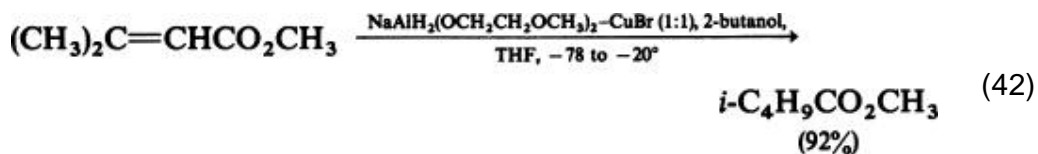
Alternatively, the lower reactivity of the *tert*-butoxycarbonyl group can be utilized for the selective reduction of a conjugated methyl ester group in diesters (Eq. 40). (279)



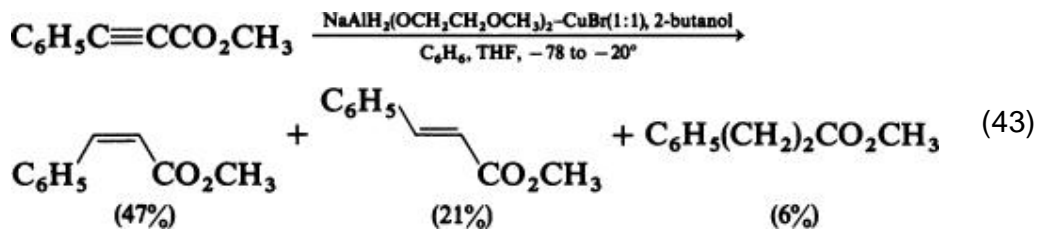
Selective 1,2-reduction of an α, β -unsaturated ester has been performed by using $\text{LiAlH}_2(\text{OCH}_3)_2$ or $\text{LiAlD}_2(\text{OCH}_3)_2$ (Eq. 41). (280)



The conjugate reduction of acyclic α , β -unsaturated esters by the $\text{NaAlH}_2(\text{OCH}_2\text{CH}_2\text{OCH}_3)_2\text{-CuBr}$ -2-butanol complex (Eq. 42) gives the saturated esters in 82–92% yields. (113, 114)



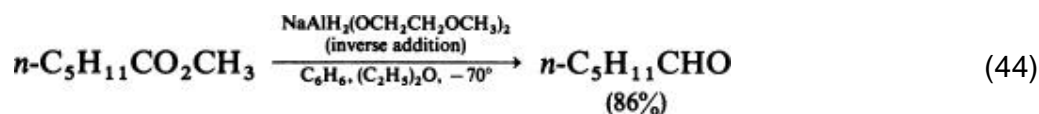
Reduction of methyl α -alkynoates (Eq. 43) is less selective and produces a mixture of *cis* and *trans* α , β -unsaturated esters along with the saturated ester. (113, 114)



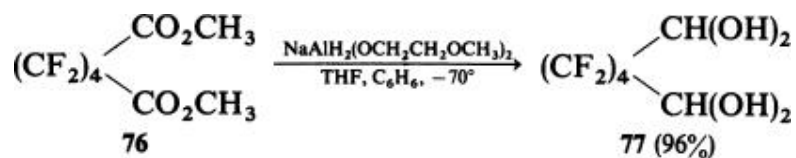
Nitrile and ester groups are stable under conditions of the conjugate reduction; ketones, aldehydes, and bromides are attacked by the hydride complex and thus limit its use. (114) Alternatively, iron pentacarbonyl–sodium hydroxide (281, 282) and $\text{LiBH}(\text{C}_4\text{H}_9\text{-s})_3$ (283) are recommended for 1,4 reductions of α , β -unsaturated esters.

3.1.2.3. Partial Reduction of Carboxylic Acid Esters to Aldehydes

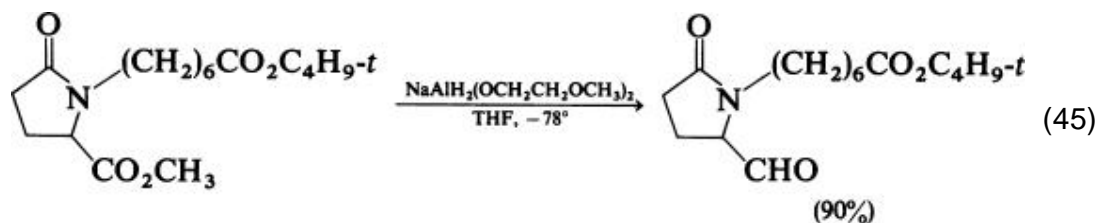
Reduction of carboxylic acid esters by metal alkoxyaluminum hydrides provides a valuable alternative to the preparation of aldehydes from esters by low-temperature reductions with $\text{AlH}(\text{C}_4\text{H}_9\text{-i})_2$, (59, 67, 222, 284-286) NaAlH_4 , (67, 287, 288) and $\text{NaAlH}_2(\text{C}_4\text{H}_9\text{-i})_2$. (289) Methyl and 2-methoxyethyl esters of aliphatic carboxylic acids undergo partial reduction with $\text{NaAlH}_2(\text{OCH}_2\text{CH}_2\text{OCH}_3)_2$ to form aldehydes in 70–90% yields (Eq. 44). 67–72



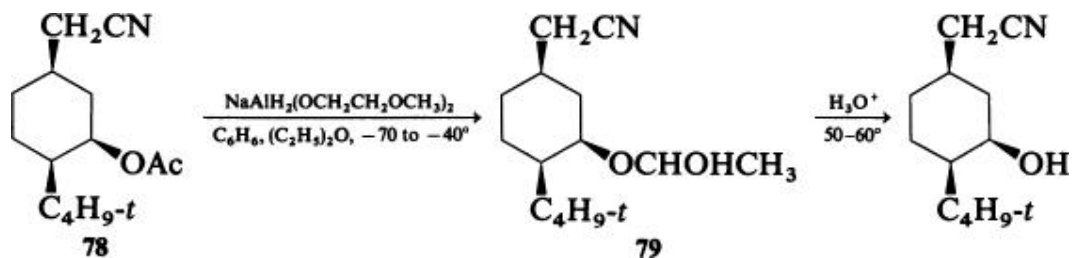
Reduction of the diester **76** gives the dialdehyde in the form of a dihydrate **77**. (74, 75)



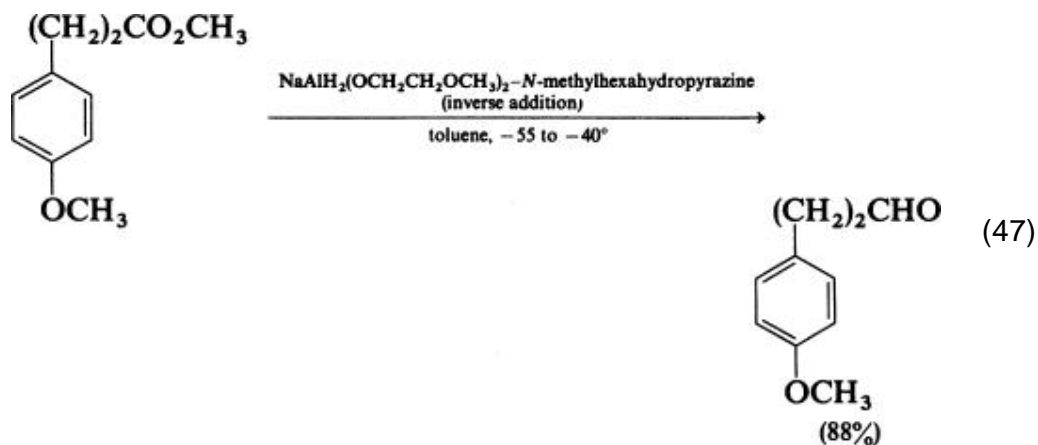
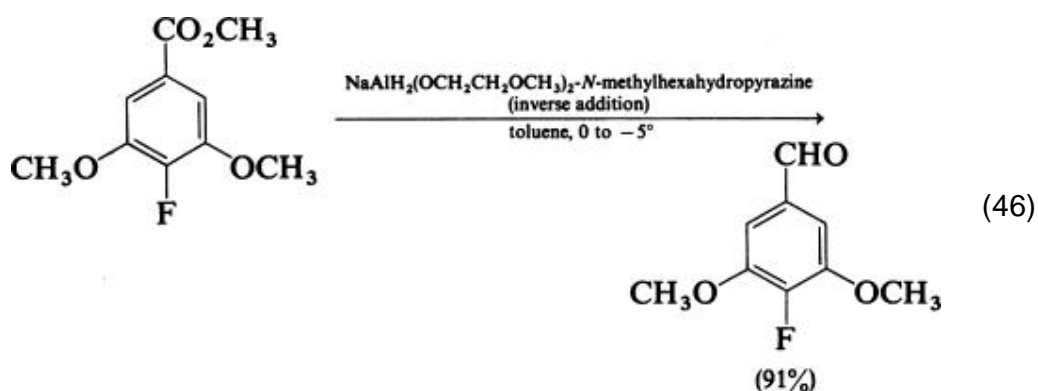
Since the hydride does not react with phenyl (68) or *tert*-butyl carboxylates at low temperature, (242b) selective reductions of diesters can be performed by using this procedure (Eq. 45). (290)



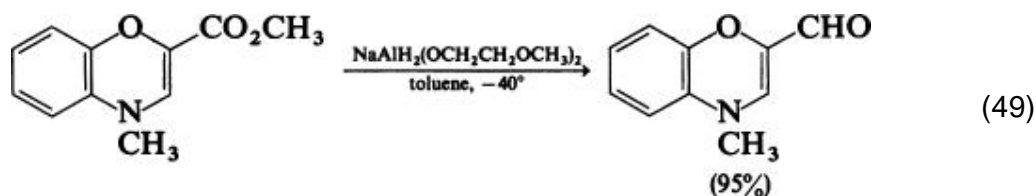
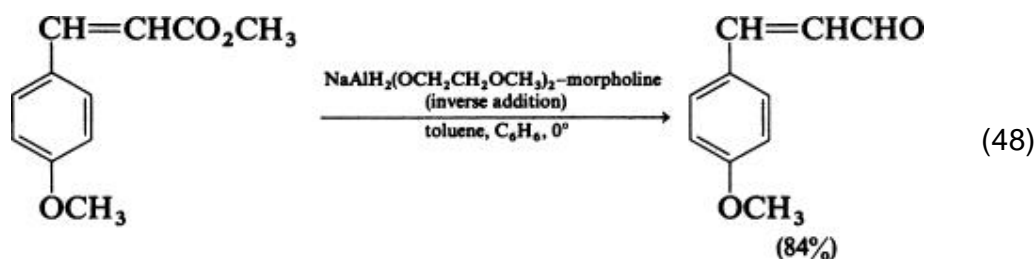
Under the conditions of partial reduction, the hydride tolerates not only amide (246) but also nitrile groups; the acetoxynitrile **78** is transformed into the desired hydroxy nitrile via the stable hemiacetal **79**. (291)



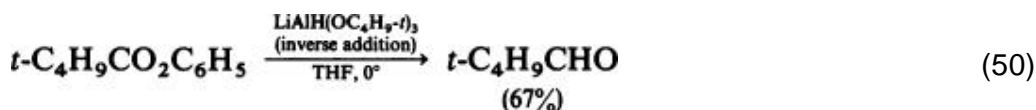
The yields of aldehydes in partial reductions of alkyl arene- and aralkanecarboxylates can be significantly improved by modifying the parent hydride with heterocyclic bases (73) (Eqs. 46 (292) and 47 (73)).



The morpholine-modified hydride can be used for the partial reduction of aromatic (Eq. 48) (73) as well as heterocyclic (Eq. 49) (293) α - β -unsaturated esters; replacement of the morpholine-modified hydride in the latter reaction (Eq. 49) by LiAlH_4 leads to decomposition. (293)

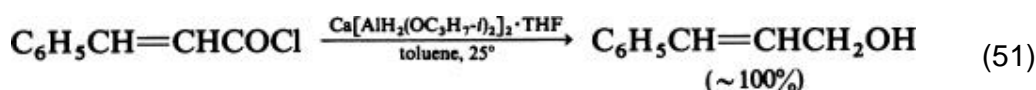


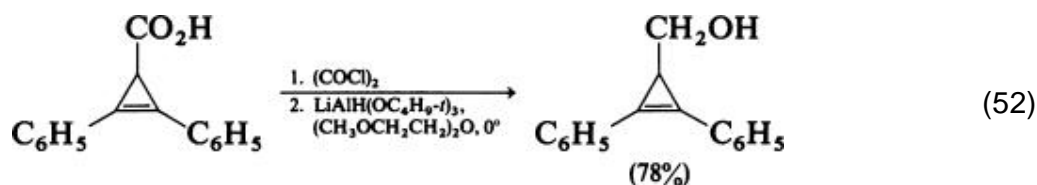
Alternatively, $\text{LiAlH}(\text{OC}_4\text{H}_9\text{-}t)_3$ reduces phenyl esters of alicyclic, arylaliphatic, and particularly aliphatic carboxylic acids to give the corresponding aldehydes in yields of up to 77% (Eq. 50). (7, 59, 63-67, 161, 174) Alcohols are formed as byproducts. (64)



3.1.2.4. Reduction of Acyl Chlorides

Simple acyl chlorides are reduced rapidly by $\text{LiAlH}(\text{OCH}_3)_3$ (65, 161) and $\text{LiAlH}(\text{OC}_4\text{H}_9\text{-}t)_3$ (63, 65, 77, 174) at 0° to give the primary alcohols in yields comparable to those obtained by using LiAlH_4 ; (65, 174) $\text{Ca}[\text{AlH}_2(\text{OC}_4\text{H}_9\text{-}i)_2]_2$ (165) and $\text{NaAlH}_2(\text{OCH}_2\text{CH}_2\text{OCH}_3)_2$ 67–70, 167, 168 are somewhat less reactive, and higher temperatures ($25\text{--}105^\circ$) are needed to obtain alcohols in high yields. Consequently, LiAlH_4 is the reagent of choice unless the presence of other easily reducible groups or carbon–carbon double bonds requires the use of a more selective reagent (see, e.g., Refs. 185, 186 and 294a) (Eqs. 51 (165) and 52 (294b)).

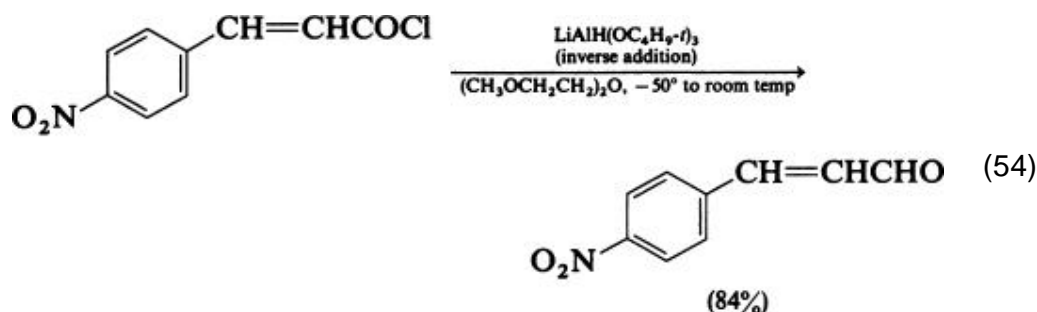
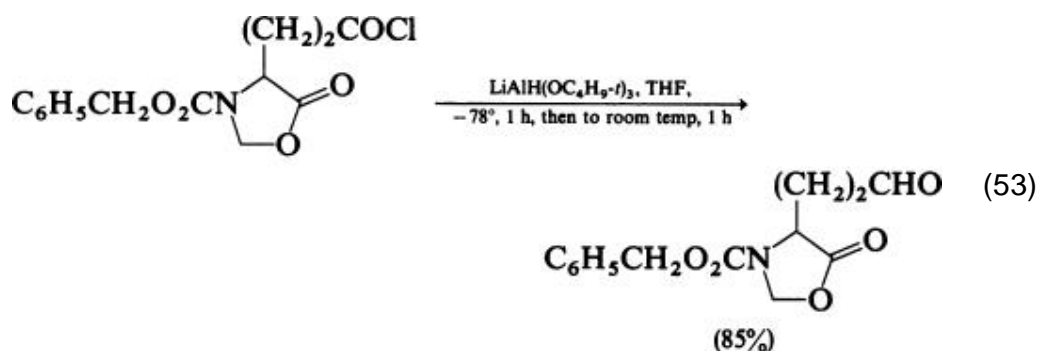




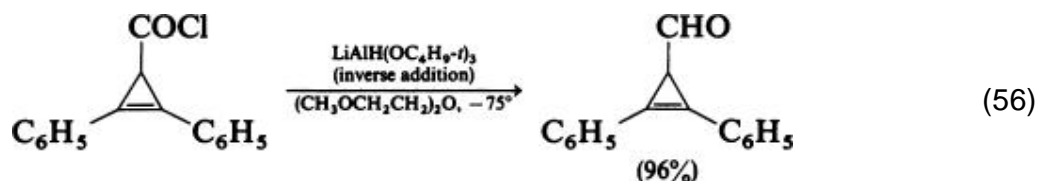
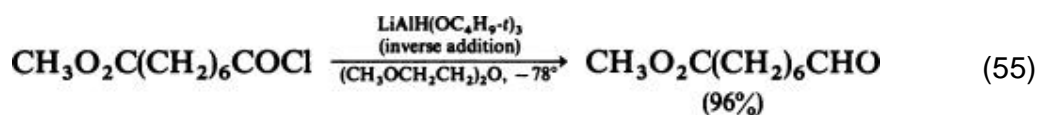
For the same purpose, NaBH_4 (183, 295, 296) $\text{NaBH(OCH}_3)_3$, (295, 296) or tetra-*n*-butylammonium octahydrotriborate (297) can be used; the last reduces acyl chlorides to primary alcohols in the presence of keto and formyl groups.

3.1.2.5. Partial Reduction of Acyl Chlorides to Aldehydes

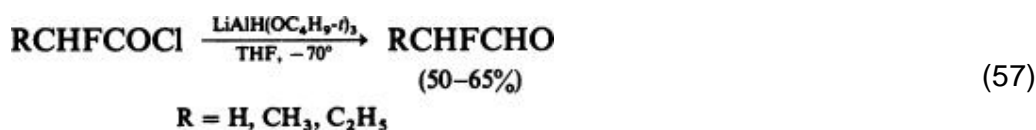
Aromatic acyl chlorides undergo reduction by $\text{LiAlH(OC}_4\text{H}_9\text{-}t)_3$ at low temperature to give aldehydes in 60–80% yields; (59, 63, 65, 67, 76–78, 296) *ortho* substituents decrease the yield. Nitro, 76–78, 298a cyano, or ester groups (78) and urethanes (Eq. 53), (299) as well as conjugated carbon–carbon double bonds, 78, 298a are not affected by the hydride (Eq. 54). (298a)



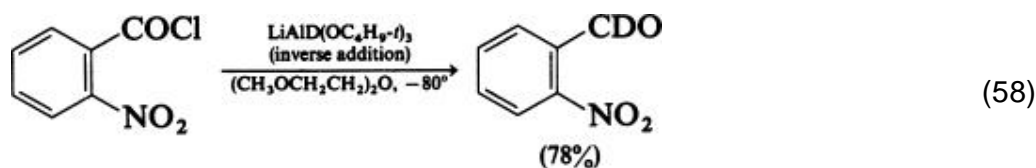
The lower aldehyde yield in reductions of aliphatic and alicyclic acid chlorides (30–60%) (77, 78) can be improved by performing the reaction on a small scale and by strictly maintaining low temperature during the hydride addition 298b–g (Eqs. 55 (300) and 56 (301)) to prevent overreduction and formation of esters as byproducts. (302)



α -Fluoroaldehydes are prepared by reduction of α -fluoroacyl chlorides with $\text{LiAlH}(\text{OC}_4\text{H}_9-t)_3$ (Eq. 57), which, unlike some other hydrides, does not cause hydrogenolysis of the aliphatic carbon–fluorine bond. (303)



Reduction of acyl chlorides by $\text{LiAlD}(\text{OC}_4\text{H}_9-t)_3$ provides access to 1-deuterium-labeled aldehydes (304-308) (Eq. 58). (306)

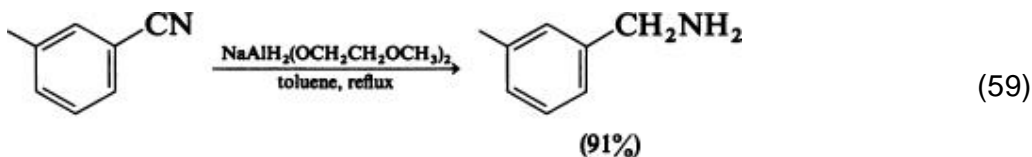


Alternatively, acyl chlorides can be converted into aldehydes with NaAlH_4 , (67, 80) bis(triphenylphosphine)copper(I)borohydride, (309) bis(cyanotrihydridoborato)-tetrakis(triphenylphosphine)dycopper, (310) ($n\text{-C}_4\text{H}_9$)₃SnH-palladium complexes, (311) or NaBH_4 -pyridine in dimethylformamide solutions, (10) or by catalytic reduction. (76, 78, 312)

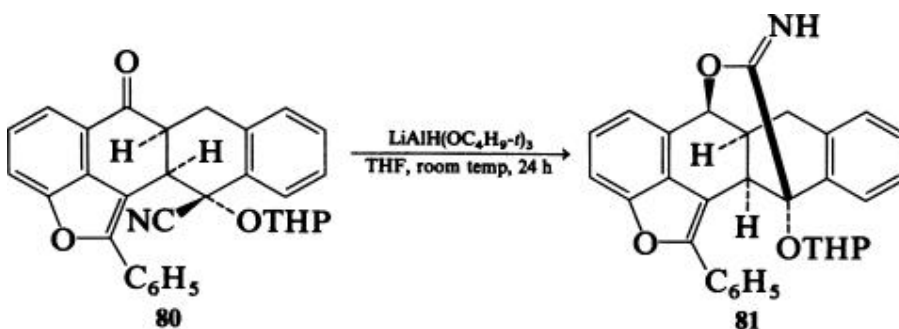
3.1.2.6. Reduction of Nitriles

Nitrile groups attached directly to an aromatic ring are reduced by $\text{LiAlH}(\text{OCH}_3)_3$, (65, 81, 161, 174, 296) $\text{NaAlH}_2(\text{OCH}_2\text{CH}_2\text{OCH}_3)_2$ 67–70, 94, 167 (Eq. 59), (94) and $\text{Al}_2\text{H}_3(\text{OCH}_2\text{CH}_2\text{OCH}_3)_3$ (313) as readily as by LiAlH_4 , (59,

65, 81, 173, 174, 296) AlH_3 , (65, 296) and $\text{AlH}(\text{C}_4\text{H}_9\text{-}i)_2$ (222) to give primary amines in high yields.

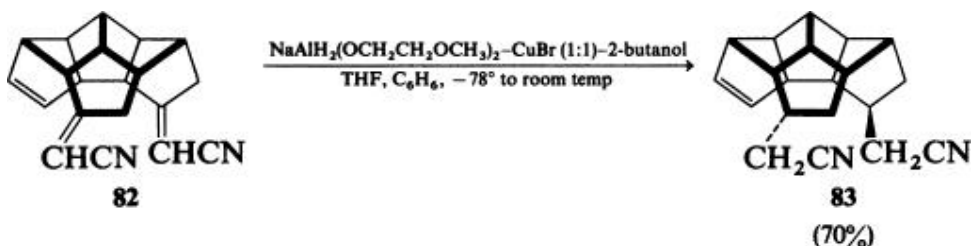


However, aliphatic nitriles carrying relatively acidic α -hydrogen atoms react with $\text{NaAlH}_2(\text{OCH}_2\text{CH}_2\text{OCH}_3)_2$ with evolution of hydrogen and afford only traces of primary amines, (94, 167) similarly, reduction of arylaliphatic nitriles by this hydride gives unsatisfactory results. (94) Since the hydrogen evolution and accompanying side reactions also complicate the LiAlH_4 reductions of these nitriles, (161, 174, 296) AlH_3 , (65, 296) $\text{LiAlH}_4\text{-AlCl}_3$, (296) $\text{BH}_3\text{-(CH}_3)_2\text{S}$ (5) $\text{LiAlH}(\text{OCH}_3)_3$, (161, 174, 296) or $\text{Al}_2\text{H}_3(\text{OCH}_2\text{CH}_2\text{OCH}_3)_3$ (313) are more suitable reagents. The relative stability of the cyano function toward $\text{NaAlH}_2(\text{OCH}_2\text{CH}_2\text{OCH}_3)_2$ (230, 291) and $\text{LiAlH}(\text{OC}_4\text{H}_9\text{-}i)_3$ (63, 65, 77, 81, 174, 314) can be utilized for selective reductions of the carbonyl group in cyano aldehydes, cyanoketones, cyanoesters, and cyanolactones; a cyano group attached to the pyridine ring is not attacked by the former hydride. (315, 316) However, the stability of the cyano group can be influenced by reaction conditions; rapid reduction with $\text{LiAlH}(\text{OC}_4\text{H}_9\text{-}i)_3$ of the 6-keto-12-cyanohydrin ether **80** gives the expected 12 β -cyano-6 β -hydroxy derivative (see p. 234 in Ref. 1), but prolonged treatment with the same hydride yields the imino lactone **81**. (317)



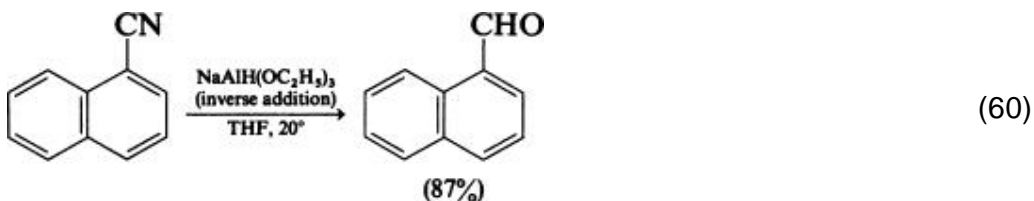
The $\text{NaAlH}_2(\text{OCH}_2\text{CH}_2\text{OCH}_3)_2\text{-CuBr-2-butanol}$ complex (113, 114) is a useful reagent for converting α , β -unsaturated nitriles into saturated nitriles (50–99% yields) without overreduction, hydrodimerization, or decyanation; conjugate reduction of alkoxy- and carbalkoxy-substituted nitriles proceeds less readily. (115) The epoxide group is tolerated by this reagent. (116) The triene dinitrile **82** can be reduced to the dinitrile **83**; (115, 116) in contrast, reduction by

magnesium in methanol, which is capable of transforming α , β -unsaturated nitriles to saturated nitriles, (318) gives a transannular saturated dinitrile. (115, 116)

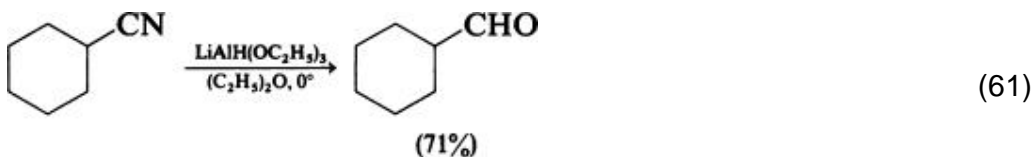


3.1.2.7. Partial Reduction of Nitriles to Aldehydes

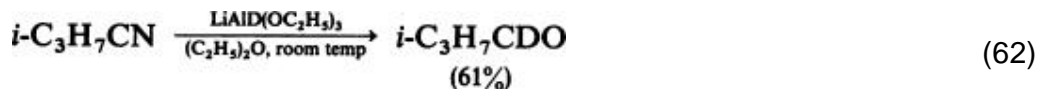
Transformation of nitriles into aldehydes (82, 296, 319) by $\text{NaAlH}(\text{OC}_2\text{H}_5)_3$, (319, 320) $\text{LiAlH}(\text{OC}_2\text{H}_5)_3$, (7, 59, 79, 81-84, 296) $\text{LiAlH}_2(\text{OC}_2\text{H}_5)_2$ (82) or $\text{NaAlH}_2(\text{OCH}_2\text{CH}_2\text{OCH}_3)_2$ (321) provides an alternative to the well-known methods using $\text{AlH}(\text{C}_4\text{H}_9)_2$ (222, 322) or the Stephen reduction. (323) Aromatic aldehydes and dialdehydes and certain heterocyclic aldehydes can be prepared by reduction of nitriles or dinitriles with $\text{NaAlH}(\text{OC}_2\text{H}_5)_3$ in 50–95% yields (Eq. 60). (319)



Aliphatic nitriles give generally low aldehyde yields, and certain nitriles such as *o*-phthalonitrile and 9-cyanofluorene do not react at all with this hydride. (319) Partial reduction of aliphatic, alicyclic, and aromatic nitriles by $\text{LiAlH}(\text{OC}_2\text{H}_5)_3$ gives aldehydes in 55–95% yields (81-84) (Eq. 61). (82)

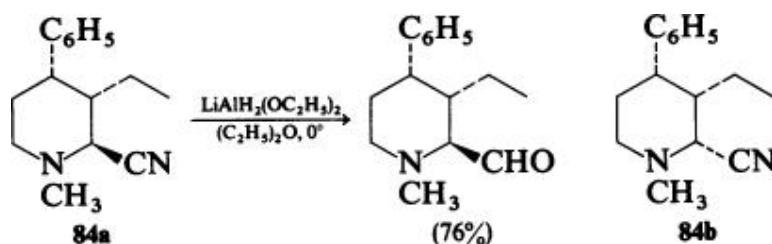


Deuterium-labeled aldehydes can be prepared by reacting a nitrile with $\text{LiAlD}(\text{OC}_2\text{H}_5)_3$ (Eq. 62). (324)



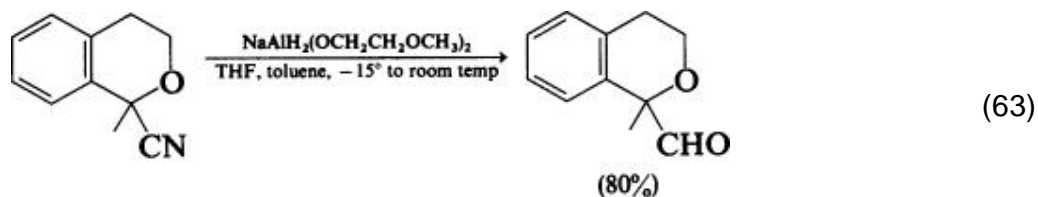
However, the use of $\text{LiAlH(OC}_2\text{H}_5)_3$ has several disadvantages. In some instances, aldehyde yields as low as 10–20% are encountered. Compounds bearing a relatively acidic α hydrogen, such as phenylacetonitrile, react with evolution of hydrogen and fail to give an aldehyde. (81, 82) Some α , β -unsaturated nitriles (324a) or α -substituted nitriles 324b,c do not react at all with this reagent. The partial nitrile reduction can be accompanied by formation of the corresponding primary amine. (325)

In some reactions such as in reduction of the nitrile 84a, $\text{LiAlH}_2(\text{OC}_2\text{H}_5)_2$ is a superior reagent.

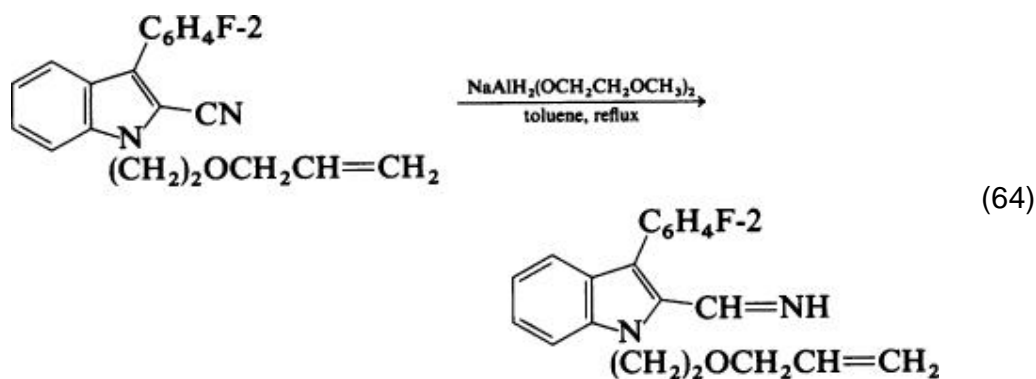


Interestingly, this reagent is unreactive toward the epimeric nitrile 84b (see also Ref. 326), as are both $\text{LiAlH(OC}_4\text{H}_9\text{-}n)_3$ (82) and $\text{AlH(C}_4\text{H}_9\text{-}i)_2$ toward 84a. (327)

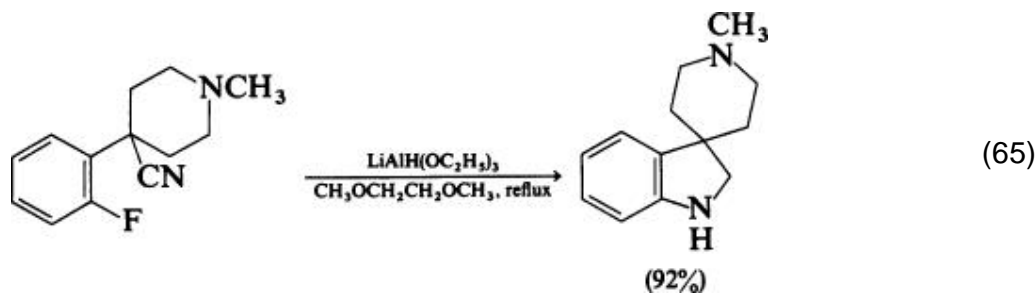
Alternatively, $\text{NaAlH}_2(\text{OCH}_2\text{CH}_2\text{OCH}_3)_2$ can be used for transforming nitriles into aldehydes (Eq. 63). (328)



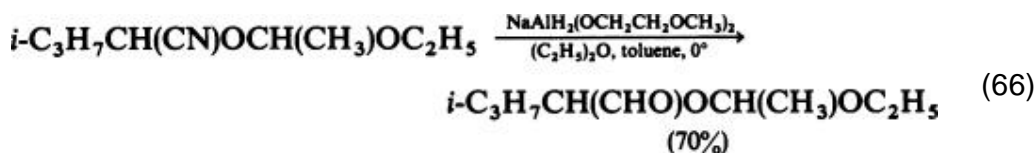
Schiff bases, if sufficiently stable, are the products of the partial reduction of nitriles (Eq. 64); in the presence of bases, these Schiff bases undergo cyclization to form indoloquinolines. (329)



A similar reaction leading directly to spiroindolines presumably proceeds also via formation of a Schiff base; in this case, LiAlH_4 gives a mixture of the spiroindoline and primary amine. (Eq. 65). (330)



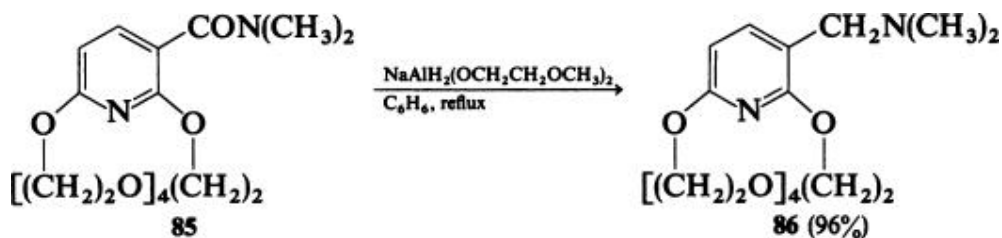
Cyanohydrin ethers, which are prepared from the cyanohydrin and ethyl vinyl ether in essentially quantitative yield, can be partially reduced to form the corresponding aldehyde ethers (331, 332) (Eq. 66). (331)



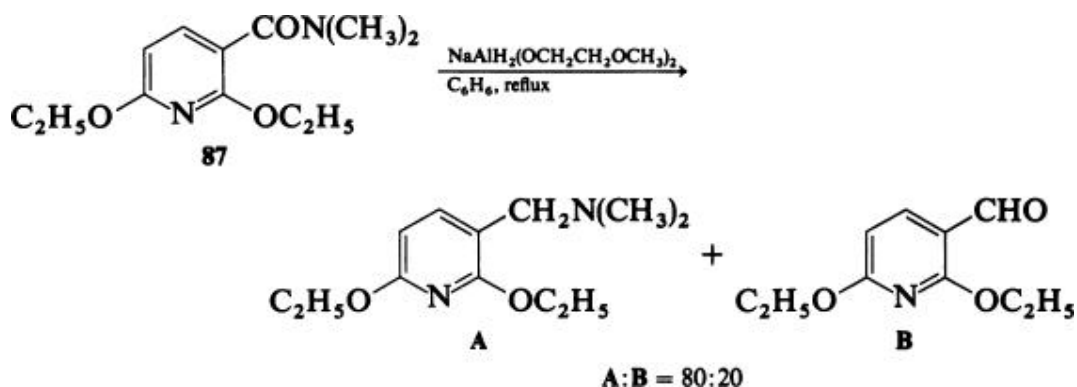
3.1.2.8. Reduction of Carboxylic Acid Amides

Simple secondary and tertiary amides are generally more reactive than primary amides in reductions to amines by LiAlH_4 , (65, 174) AlH_3 , (65) $\text{LiAlH}(\text{OCH}_3)_3$, (65, 161) or $\text{Ca}[\text{AlH}_2(\text{OC}_4\text{H}_9\text{-}i)_2]_2$ (165) Amides are stable toward $\text{LiAlH}(\text{OC}_4\text{H}_9\text{-}t)_3$, 63,65,333 higher alkoxyaluminum hydrides, (334) and $\text{NaAlH}(\text{OCH}_2\text{CH}_2\text{OCH}_3)_2$ at low temperatures (about -70°); (230, 335) elevated temperature or longer reaction times are needed to obtain amines in

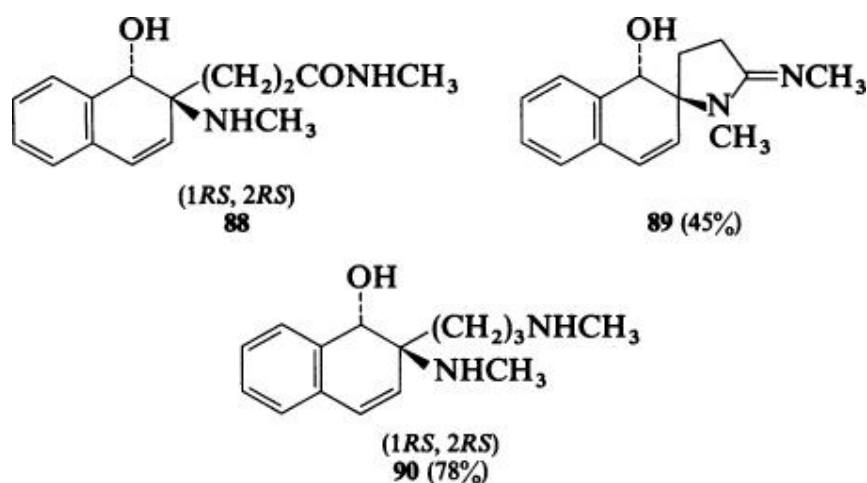
high yields with the last hydride. 67–70,94,167 The reaction course and product yields are markedly influenced by the amide structure and the nature of the hydride used. Whereas $\text{LiBH}(\text{C}_4\text{H}_9\text{-s})_3$ is unreactive toward the bicyclic amide **85**, the alkoxy hydride gives selectively the amine **86**. (336)



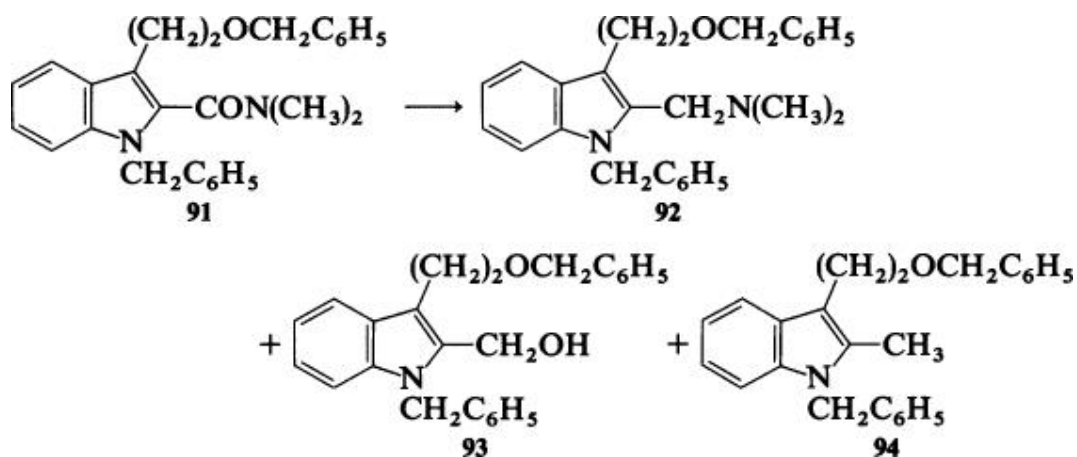
In contrast, reduction of the monocyclic amide **87** under the same conditions is accompanied by formation of an aldehyde as the minor product. (336)



The propionamide **88** reacts with $\text{NaAlH}_2(\text{OCH}_2\text{CH}_2\text{OCH}_3)_2$ to give the *trans*-spiroiminopyrroindine **89**, whereas AlH_3 , formed *in situ* from LiAlH_4 and chloroform, gives the expected amine **90**. (337)

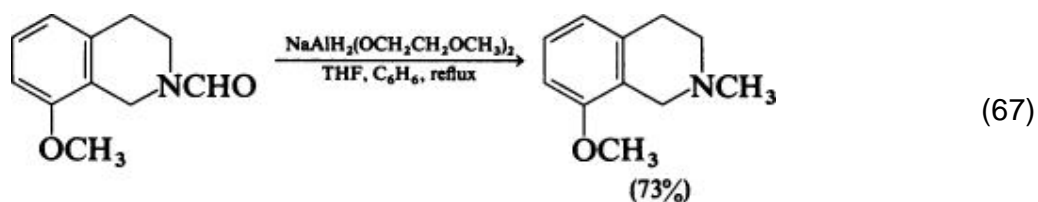


The amide **91** reacts with $\text{LiAlH}_3(\text{OC}_4\text{H}_9\text{-}n)$ and LiAlH_4 to afford the amine **92** and alcohol **93** in opposite ratios; borane also gives the cleavage product **94**. (338)



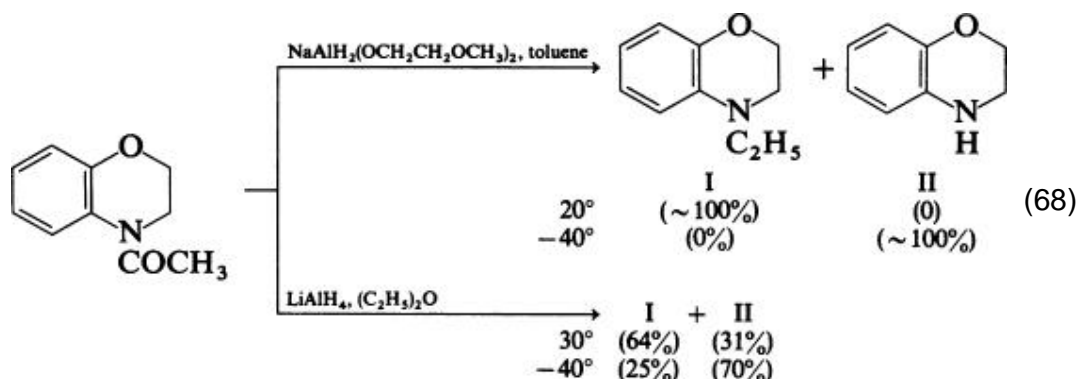
Hydride	92	93	94
$\text{LiAlH}_3(\text{OC}_4\text{H}_9\text{-}n)$	(79%)	(13%)	(0%)
LiAlH_4	(10%)	(67%)	(0%)
BH_3	(58%)	(0%)	(—)

Reduction of *N*-formyl derivatives (Eq. 67) with $\text{NaAlH}_2(\text{OCH}_2\text{CH}_2\text{OCH}_3)_2$ is an effective method for reductive *N*-methylation of heterocyclic nitrogen bases. (339)

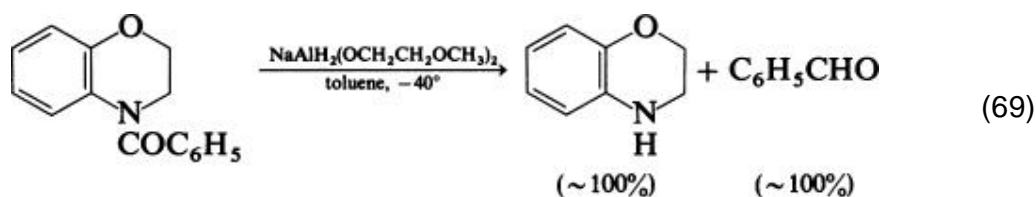


N-Acylated heterocyclic bases can be converted selectively into either *N*-alkyl compounds or deacylated bases by action of $\text{NaAlH}_2(\text{OCH}_2\text{CH}_2\text{OCH}_3)_2$ at

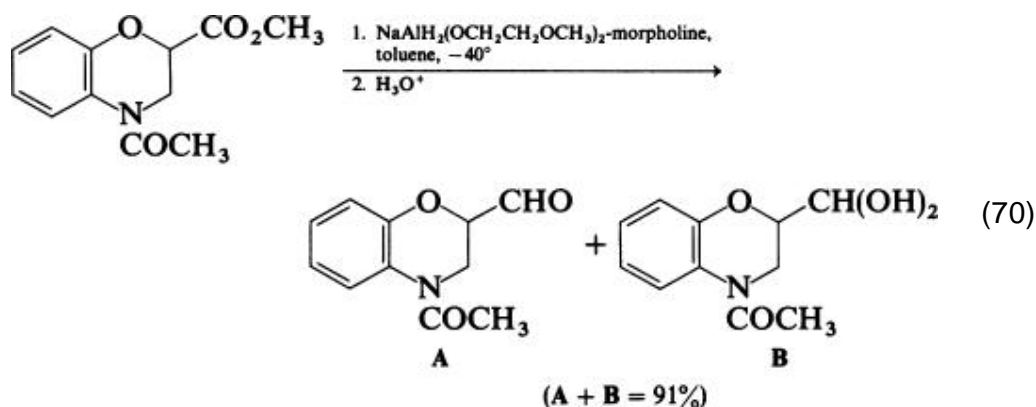
proper reaction temperatures; LiAlH_4 is less selective, always giving a mixture of both products (Eq. 68). (340)



Low-temperature debenzoylation produces the free base and benzaldehyde in high yields (Eq. 69). (340) The principle of this procedure has been utilized with success for the synthesis of optically active α , β -epoxyaldehydes from methyl N -(α , β -epoxyacyl)prolinates. (103, 104)

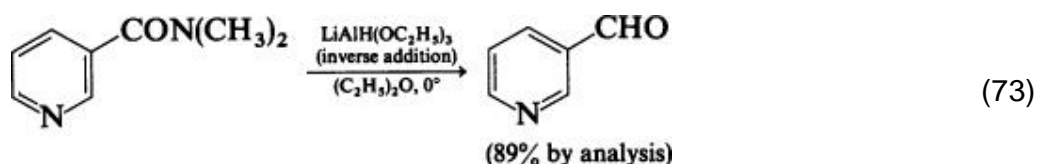
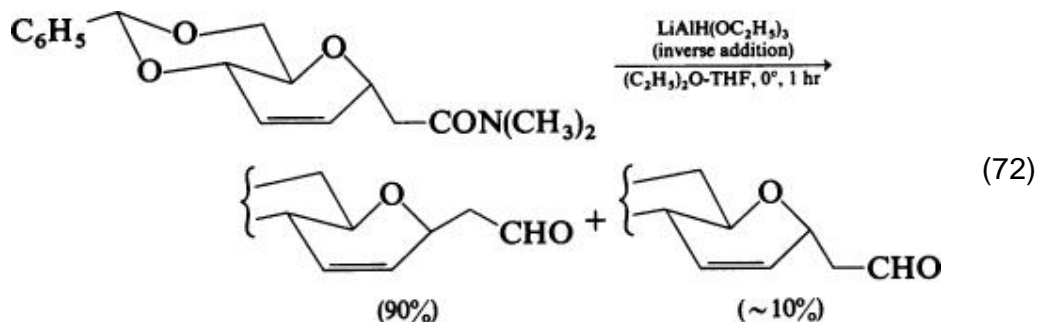
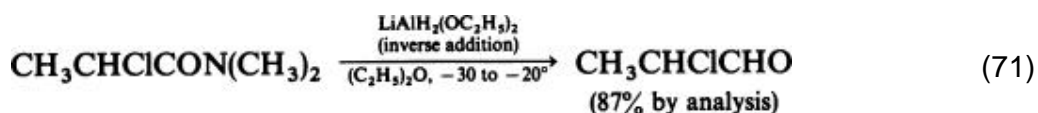


However, a modification of this method using the morpholine-complexed hydride makes it possible to reduce other functions without cleavage of the N -acyl group (Eq. 70). (340)

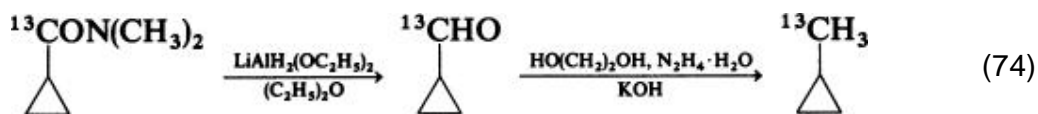


3.1.2.9. Partial Reduction of Carboxylic Acid Amides to Aldehydes

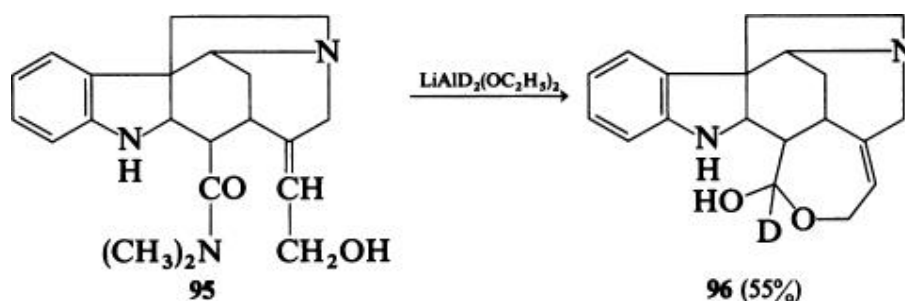
Controlled reduction of tertiary amides with metal alkoxyaluminum hydrides to form aldehydes provides an alternative (88) to the partial reduction of *N,N*-disubstituted amides such as *N*-acylaziridines, *N*-acylimidazoles, and *N*-acyl carbazoles, or *N*-methylanilides with LiAlH_4 , (59, 88, 296, 341, 342) $\text{AlH}(\text{C}_4\text{H}_9\text{-}i)_2$, (2, 22, 341, 343) or NaAlH_4 . (91) Reduction of *N,N*-dimethylamides of aliphatic, alicyclic, aromatic, arylaliphatic, and some heterocyclic carboxylic acids with $\text{LiAlH}_2(\text{OC}_2\text{H}_5)_2$ or $\text{LiAlH}(\text{OC}_2\text{H}_5)_3$ produces aldehydes in 60–90% yields (Eqs. 71, (88) 72, (344a) and 73 (88, 89)). The effectiveness of both these hydrides varies widely with the amide structure. 7,59,79,88,89,296,344b



Combination of the partial reduction with the Huang–Minlon modification of the Wolff–Kishner reaction represents a method for transforming a carboxamide into a methyl group (Eq. 74). (345)

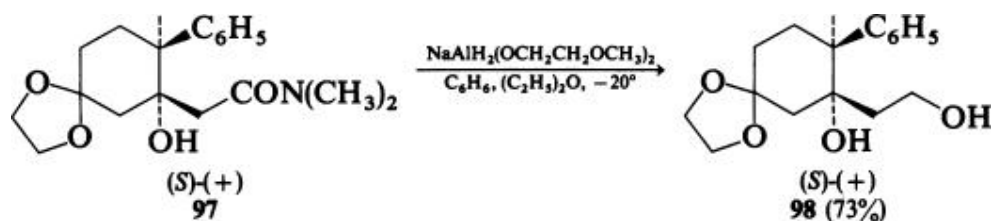


Reduction with $\text{LiAlD}_2(\text{OC}_2\text{H}_5)_2$ provides access to 1-deuterium-labeled aldehydes; the hydroxy amide **95** thus gives the hydroxy-17-deuterioaldehyde isolated as the hemiacetal **96**. (346)

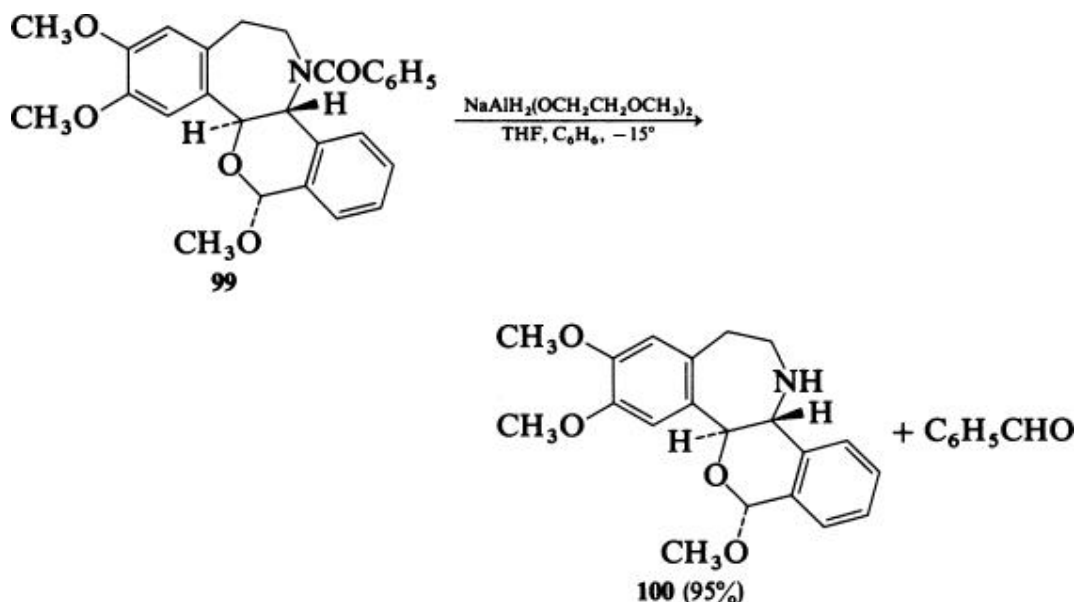


Both $\text{LiAlH}_2(\text{OC}_2\text{H}_5)_2$ and $\text{LiAlH}(\text{OC}_2\text{H}_5)_3$ fail to reduce conjugated *N,N*-dimethylamides to conjugated aldehydes; (88) in this case, $\text{AlH}(\text{C}_4\text{H}_9)_2$ is the superior reagent. (222)

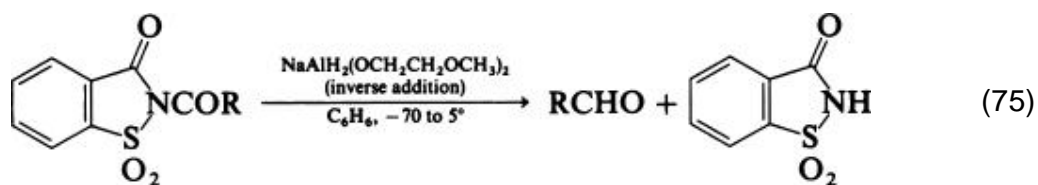
In some instances, the use of $\text{NaAlH}_2(\text{OCH}_2\text{CH}_2\text{OCH}_3)_2$ can be advantageous. (94) Partial reduction of the amide **97** followed by reduction of the aldehyde (without isolation) gives the alcohol **98**; in contrast, LiAlH_4 and $\text{LiAlH}_2(\text{OC}_2\text{H}_5)_2$ also produce fairly large amounts of the tertiary amine. (92)



Debenzoylation of the amide **99** and simultaneous formation of benzaldehyde proceeds more easily with $\text{NaAlH}_2(\text{OCH}_2\text{CH}_2\text{OCH}_3)_2$ than with LiAlH_4 , which produces the cyclic amine **100** in lower yield (80%). (229)

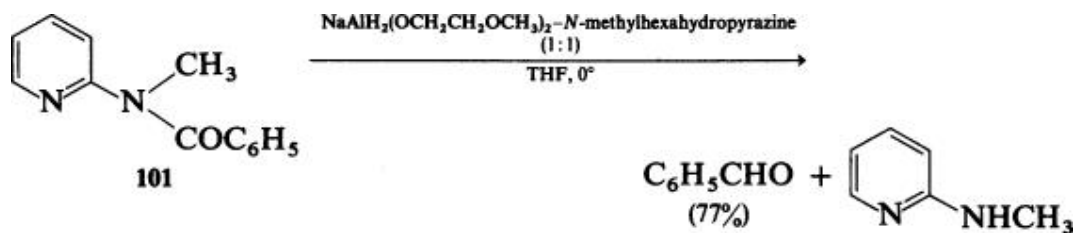


Aliphatic, alicyclic, and aromatic aldehydes are obtained in 60–80% yields by $\text{NaAlH}_2(\text{OCH}_2\text{CH}_2\text{OCH}_3)_2$ reduction of *N*-acylsaccharins (Eq. 75), which are available by reaction of sodium saccharinate with an acyl chloride; an α, β -unsaturated amide, *N*-cinnamoylsaccharin, gives cinnamaldehyde in 77% yield.

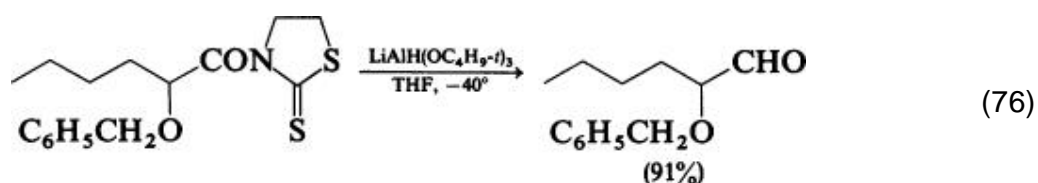


The method thus represents an extension of the partial reduction of *N,N*-dimethylamides with $\text{LiAlH}_2(\text{OC}_2\text{H}_5)_2$ or $\text{LiAlH}(\text{OC}_2\text{H}_5)_3$. (98)

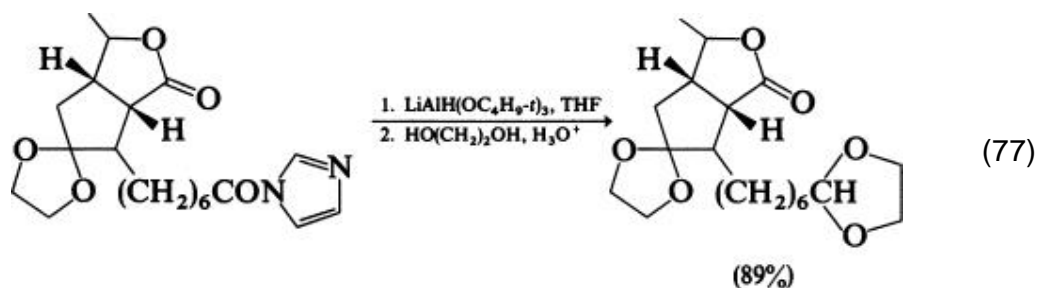
Unlike LiAlH_4 , which converts *N*-methyl-*N*-(2-pyridyl)benzamide (**101**) into benzyl alcohol (98%), the $\text{NaAlH}_2(\text{OCH}_2\text{CH}_2\text{OCH}_3)_2$ -*N*-methylhexahydropyrazine complex forms benzaldehyde. *N*-Methyl-*N*-(2-pyridyl)carboxamides appear to be generally suitable intermediates for the transformation into aldehydes with the use of the latter hydride complex. (99)



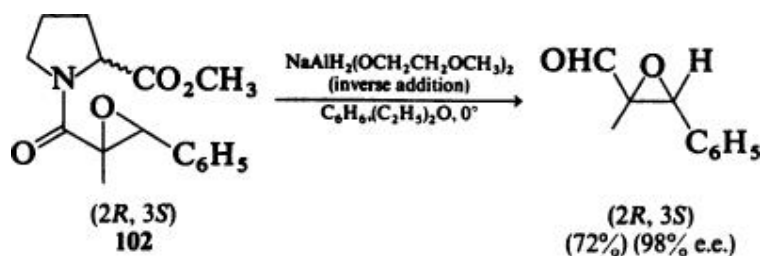
3-Acylthiazolidinethiones react with $\text{LiAlH}(\text{OC}_4\text{H}_9\text{-}t)_3$ (Eq. 76) (101) or $\text{AlH}(\text{C}_4\text{H}_9\text{-}i)_2$ to form aldehydes in 70–90% yields. (100–102)



Reaction of *N*-acylimidazoles with $\text{LiAlH}(\text{OC}_4\text{H}_9\text{-}t)_3$ 96 provides a convenient synthetic route to aldehydes containing other reducible groups (Eq. 77). (97)

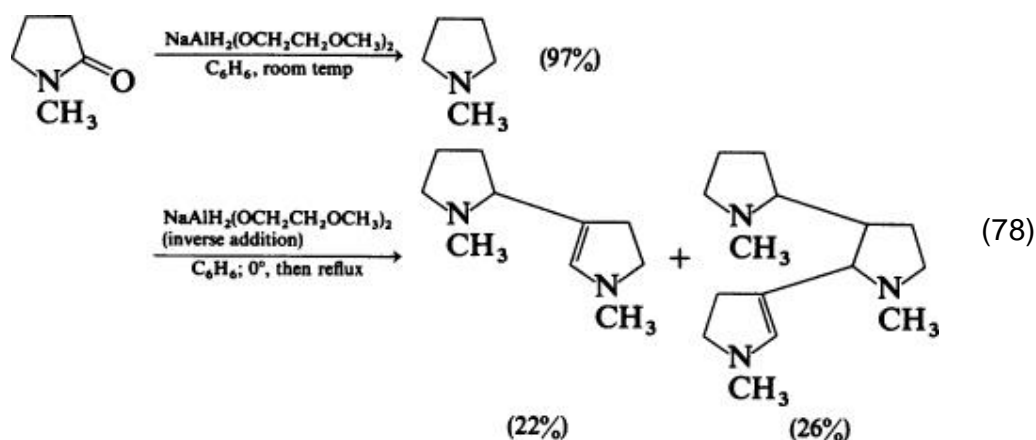


Controlled reduction of methyl *N*-(α , β -epoxyacyl)prolinates such as 102 possessing established absolute configurations gives rise to α , β -epoxy aldehydes of high enantiomeric purity. (103, 104)

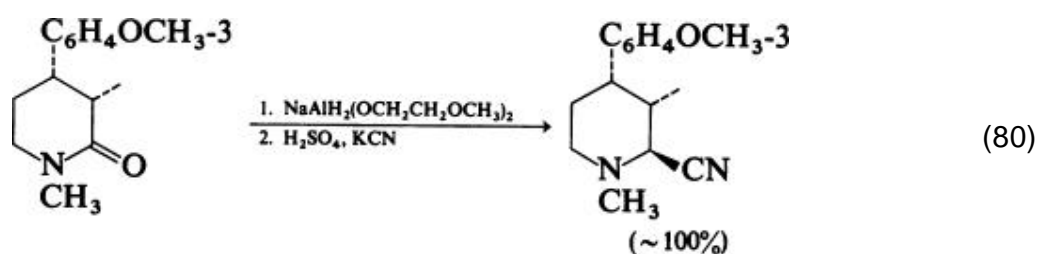
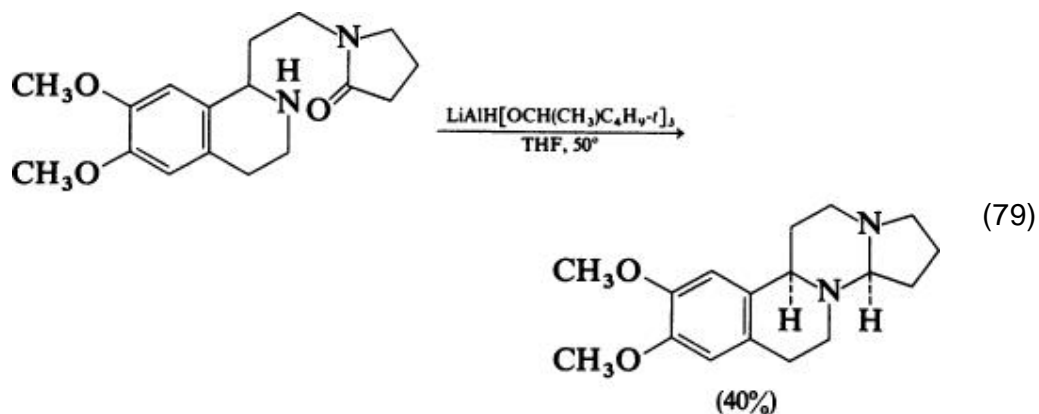


3.1.2.10. Reduction of Lactams

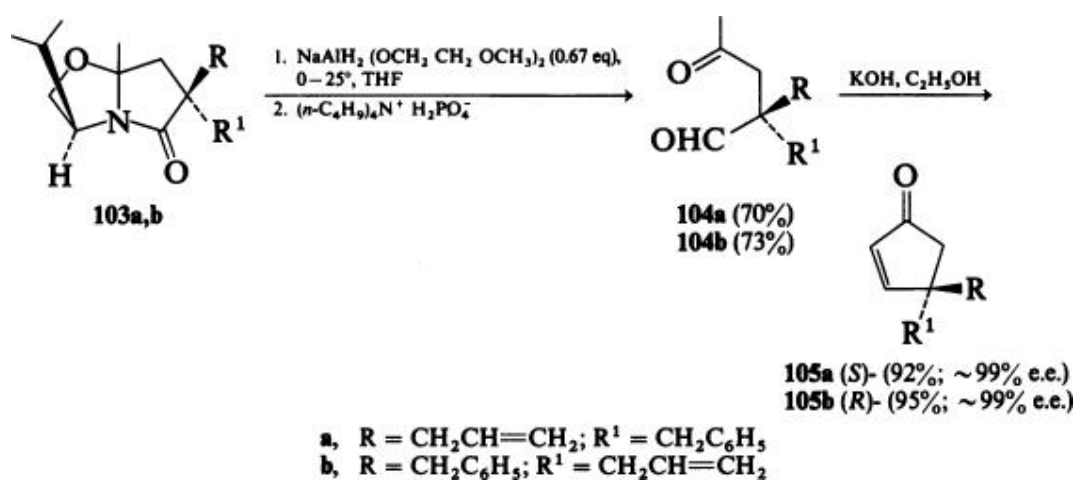
Simple lactams such as 1-methyl-2-piperidinone (94) or ϵ -caprolactam (94, 167) react with $\text{NaAlH}_2(\text{OCH}_2\text{CH}_2\text{OCH}_3)_2$ to form cyclic amines in high yields (85–95%) as easily as with LiAlH_4 , (169, 341, 347) NaAlH_4 , (348) or $\text{AlH}(\text{C}_4\text{H}_9\text{-}i)_2$. (169, 341, 343) The nature of the products, however, can be significantly altered by the reaction conditions. The 2-pyrrolidinone carbonyl, which is stable toward $\text{NaAlH}_2(\text{OCH}_2\text{CH}_2\text{OCH}_3)_2$ at low temperatures, (290) is reduced rapidly at ambient temperature to yield a pyrrolidine. (94) On the other hand, an extended reaction at higher temperatures leads to dimerization and trimerization, presumably via the intermediate Δ^2 -pyrroline (Eq. 78). (349) In high dilution, ϵ -caprolactam does not undergo reduction by $\text{NaAlH}_2(\text{OCH}_2\text{CH}_2\text{OCH}_3)_2$ but yields a complex with the hydride capable of initiating anionic polymerization of the lactam. (350-355)



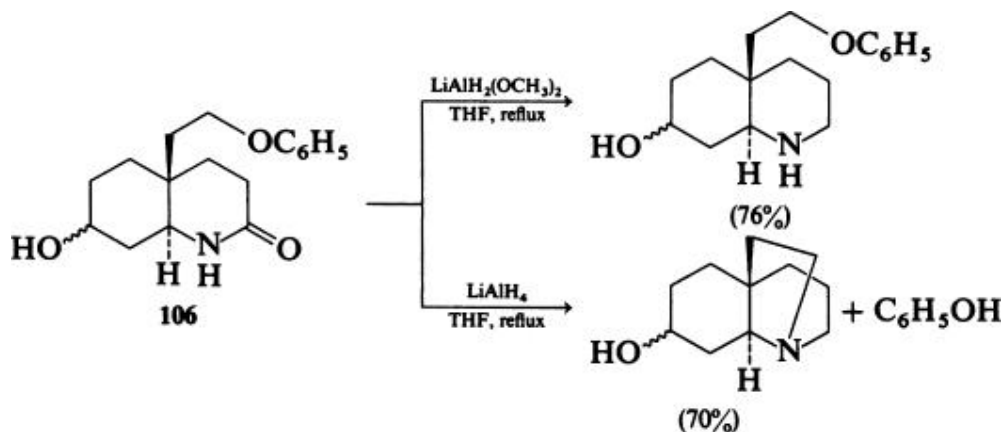
Intermediates formed in reduction of lactams can be utilized in condensation reactions (Eq. 79) (356a) and for the preparation of 2-cyano-substituted cyclic amines (Eq. 80); (327) in both examples, LiAlH_4 is less effective.



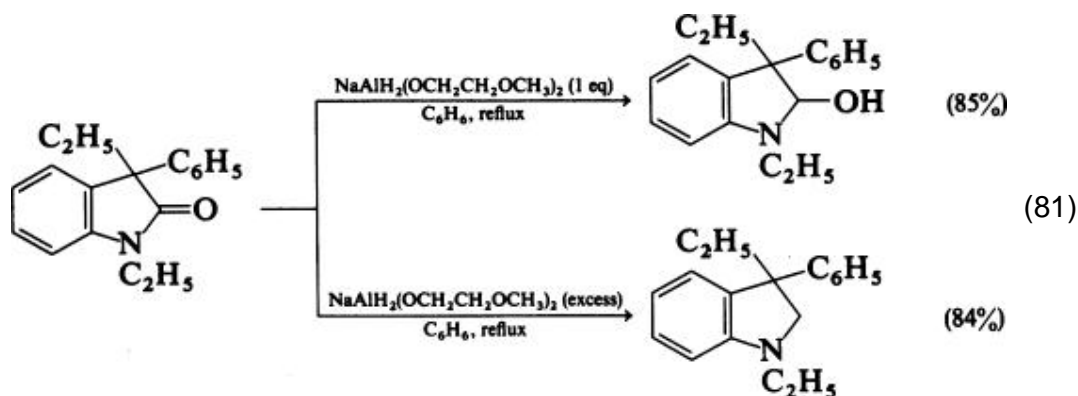
Reduction of the diastereomeric lactams **103a, b** followed by cleavage of the intermediate products gives the keto aldehydes **104ab**, which can be transformed into the cyclopentenones **105ab** with high enantiomeric excess. (356b)



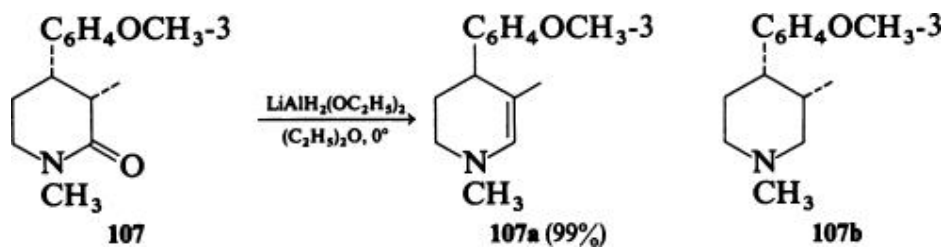
In contrast to LiAlH_4 , the less reactive $\text{LiAlH}_2(\text{OCH}_3)_2$ does not attack the ether group of the lactam **106**. (357, 358)



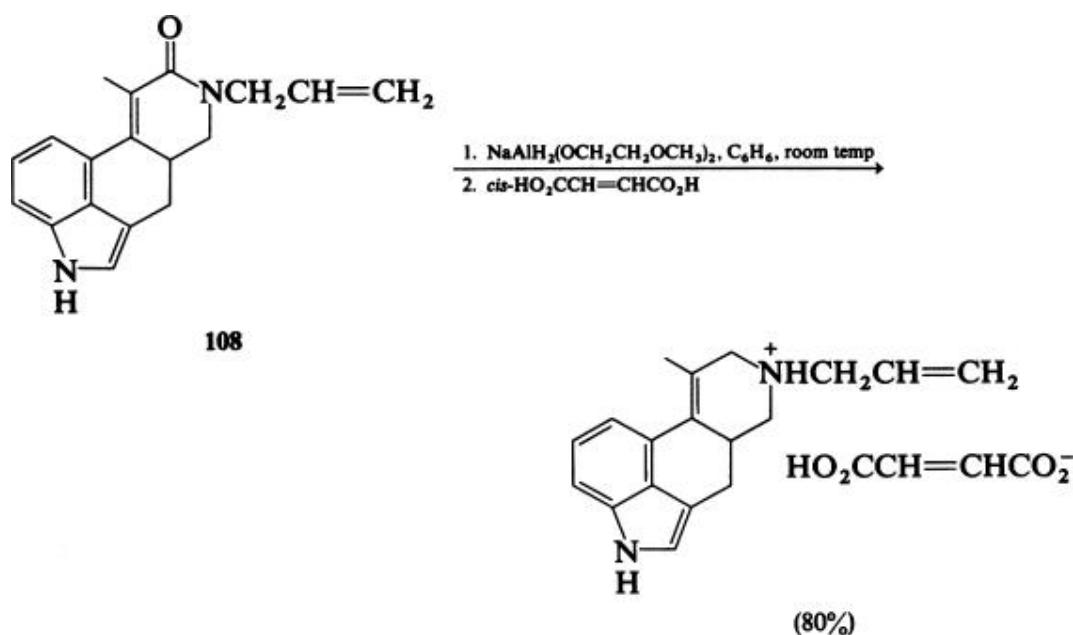
In some cases, such as in the reduction of 3-alkyl-3-phenyl-2-indolinones, the reaction can be stopped at the carbinolamine stage (Eq. 81). (359, 360)



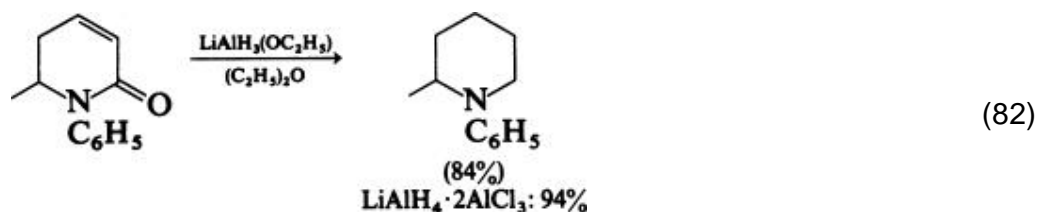
A rapid reduction of lactams with $\text{LiAlH}_2(\text{OC}_2\text{H}_5)_2$ leads to enamines; (327) in the reduction of the lactam **107**, the procedure using $\text{AlH}(\text{C}_4\text{H}_9)_2$ (222, 361) is less successful, giving a 57 : 43 mixture of the desired enamine **107a** and the piperidine base **107b**. (327)



Conversion of α , β -unsaturated lactams such as **108** with $\text{NaAlH}_2(\text{OCH}_2\text{CH}_2\text{OCH}_3)_2$ into unsaturated bases in 60–90% yields ([362](#), [363](#)) provides an alternative procedure to similar reductions with $\text{AlH}(\text{C}_4\text{H}_9\text{-}t)_2$. ([222](#))

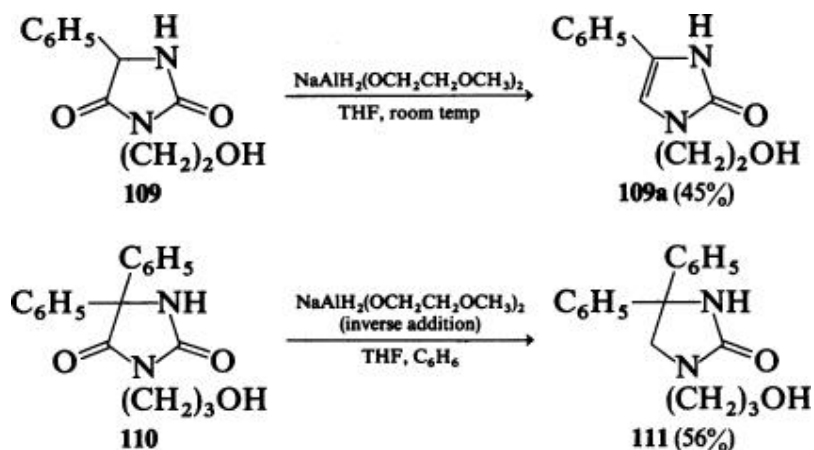


The complex $\text{LiAlH}_4 \cdot 2\text{AlCl}_3$ is a more effective reagent than LiAlH_4 or lithium ethoxyaluminum hydrides in transforming α , β -unsaturated lactams into saturated bases (Eq. [82](#)). ([364](#))

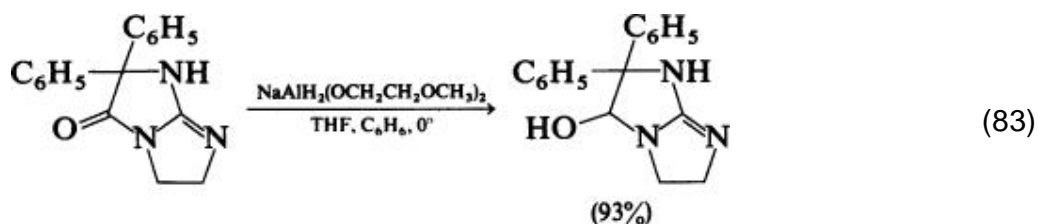


Lactams are generally not reduced by $\text{LiAlH}(\text{OC}_4\text{H}_9\text{-}t)_3$; ([190](#), [365-368](#)) lumiflavins may be an exception. ([369](#))

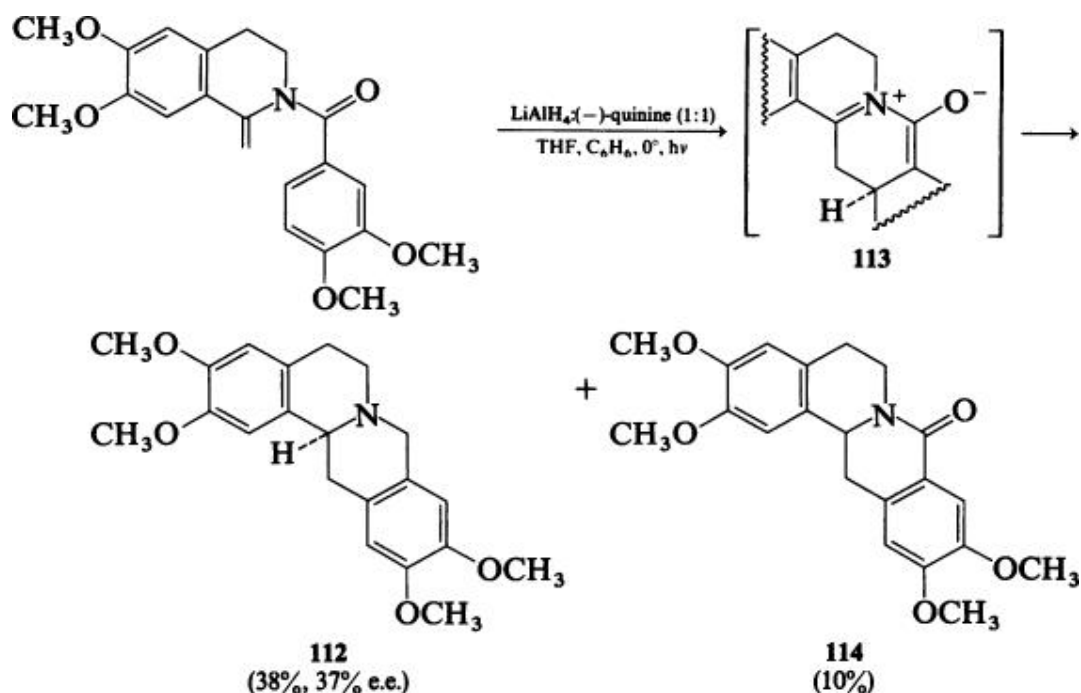
Whereas the hydantoin carbonyl in 5-phenyl-substituted hydantoins such as **109** is attacked by $\text{NaAlH}_2(\text{OCH}_2\text{CH}_2\text{OCH}_3)_2$ to form the 2-imidazolone **109a**, ([370](#)) the same group in 5, 5-diphenyl derivatives (e. g., **110**) undergoes complete reduction that affords 2-imidazolidinone **111** as the final product. ([371](#), [372](#))



Partial reductions of the hydantoin carbonyl can be achieved by using a limited amount of the hydride (Eq. 83). (372)

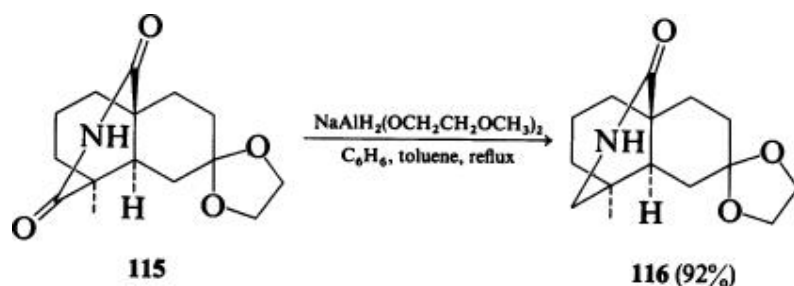


The photochemical cyclization of enamides (373, 374) in the presence of a chiral hydride complex provides access, although in modest yield, to isoquinoline alkaloids such as (–)-xylopinine (112), presumably via [1, 5]-sigmatropic rearrangement of the intermediate 113 and reduction of the (–)-lactam 114 (375, 376) (see, however, Refs. 377a and 377b).

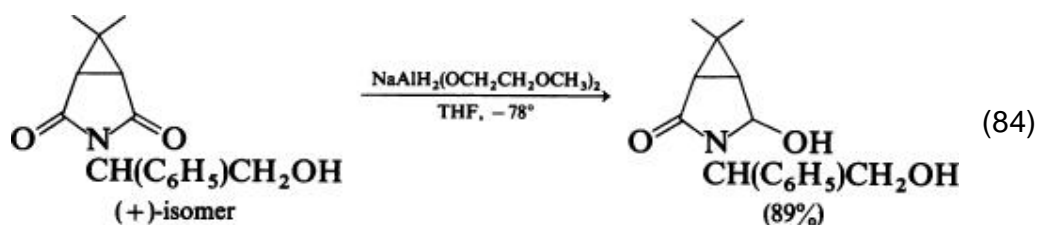


3.1.2.11. Reduction of Cyclic Imides

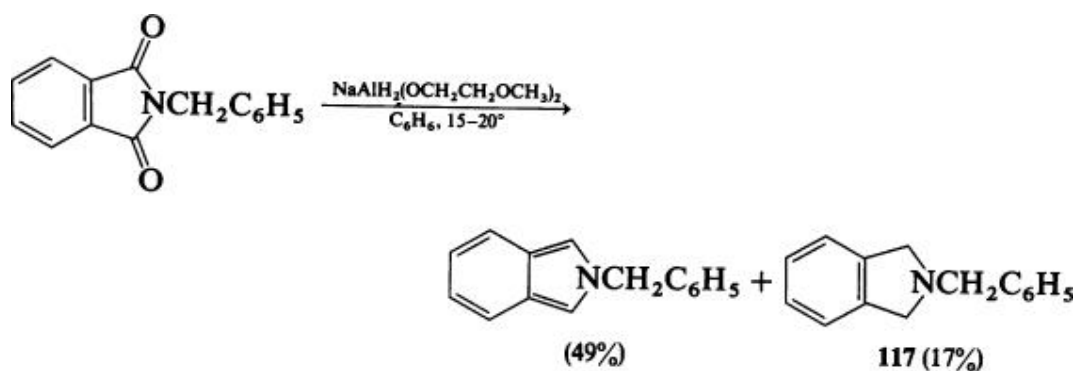
Substituted *N*-methylsuccinimides (94, 167) and *N*-methylglutarimides (378) undergo reduction by $\text{NaAlH}_2(\text{OCH}_2\text{CH}_2\text{OCH}_3)_2$ to form *N*-methylpyrrolidines and *N*-methylpiperidines, respectively, in high yields. A sterically congested imide such as 115 undergoes regioselective hydride attack at the more hindered imide carbonyl group (see Ref. 60), producing the lactam 116 as the single product. (379)



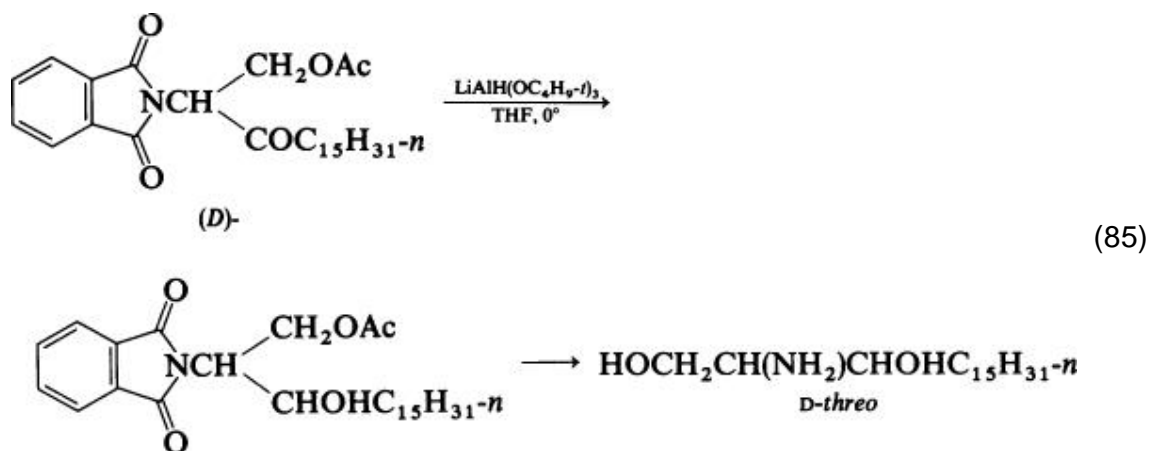
Successful selective reduction (85–95%) of one of the diastereotopic carbonyl groups of succinimides by $\text{NaAlH}_2(\text{OCH}_2\text{CH}_2\text{OCH}_3)_2$ or $\text{NaAlH}_2(\text{OC}_2\text{H}_5)_2$ (Eq. 84) represents the first step in their transformation into optically active lactones. (380, 381)



N-Benzylphthalimide reacts with $\text{NaAlH}_2(\text{OCH}_2\text{CH}_2\text{OCH}_3)_2$ to form *N*-benzylisoindole along with lesser amounts of *N*-benzylisoindoline ([117](#)); LiAlH_4 affords isoindoline [117](#) as the sole product. ([382](#))



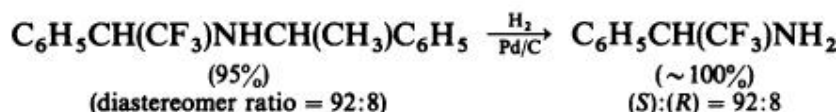
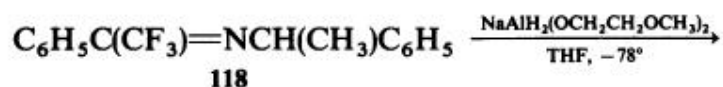
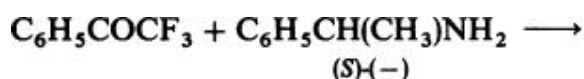
The stability of imides toward $\text{LiAlH}(\text{OC}_4\text{H}_9\text{-}t)_3$ ([383](#), [384](#)) is utilized in the diastereoselective synthesis of *D-threo*-sphingamine (Eq. [85](#)); LiAlH_4 and NaBH_4 are less suitable reagents because they attack one of the phthalimide carbonyls. ([385](#))



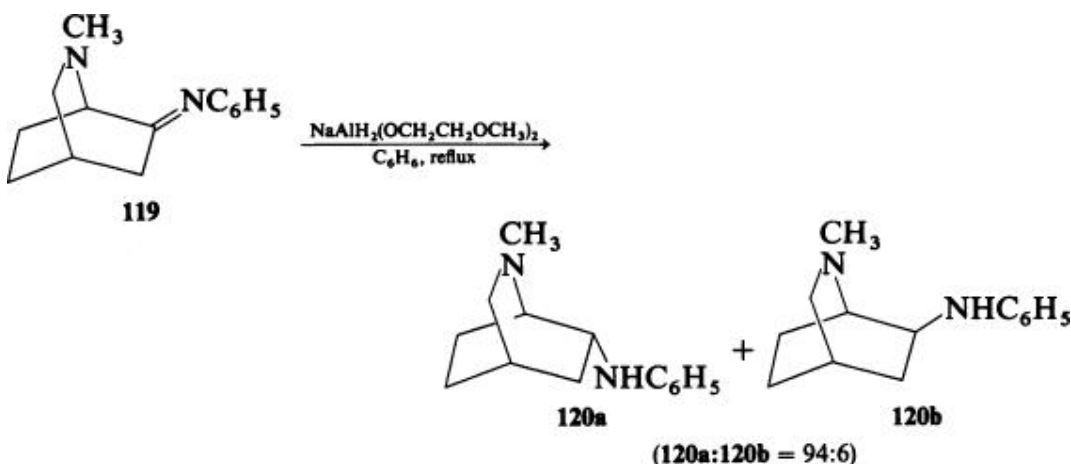
3.2. Miscellaneous Open-Chain Nitrogen Compounds

3.2.1.1. Reduction of Imines

Reactions of aldimines and ketimines with complex metal hydrides and metal alkoxyaluminum hydrides proceed with saturation of the carbon-nitrogen double bond (59, 127, 133-135, 169, 295, 296, 341) (however, see pp. 55 and 56 in Ref. 1). In some cases such as in the reduction of the ketimine **118**, where $\text{LiAlH}_2(\text{OC}_4\text{H}_9-t)_3$, NaBH_4 , or 9-borabicyclo[3.3.1]nonane give no reaction, $\text{NaAlH}_2(\text{OCH}_2\text{CH}_2\text{OCH}_3)_2$ affords the diastereomeric amines in higher yield and with higher stereoselectivity than LiAlH_4 , BH_3 , or $\text{NaBH}_3(\text{CN})$. The method has been used with success for the preparation of optically active fluorinated amines. (386)



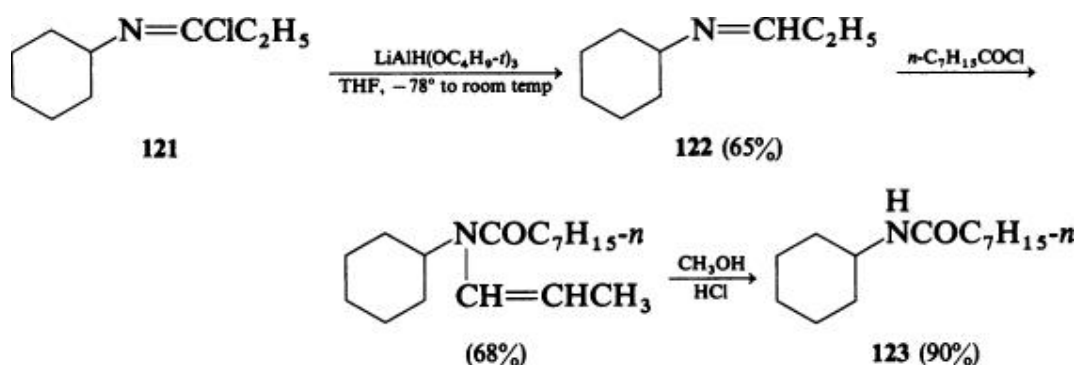
Reduction of the anil **119** by $\text{NaAlH}_2(\text{OCH}_2\text{CH}_2\text{OCH}_3)_2$ to the *endo* and *exo* amines **120a** and **120b**, respectively, shows higher stereoselectivity than catalytic hydrogenation (**120a:120b** = 90:10) or reduction by sodium metal in ethanol (**120a:120b** = 55:45). (387)



Asymmetric reductions of ketimines by chiral LiAlH_4 -(–)-menthol, LiAlH_4 -(+)-borneol, and LiAlH_4 -(–)-quinine complexes give amines in only low optical purity (1–10% e.e.). (388) Somewhat higher, albeit still unsatisfactory, optical yields of amines (9–24% e.e.) are achieved by using the LiAlH_4 -3-O-benzyl-1,2-O-cyclohexylidene- α -D-glucopyranose complex (27a) or its ethanol-modified derivative (27b). (127, 128)

3.2.1.2. Reduction of Imidoyl Chlorides

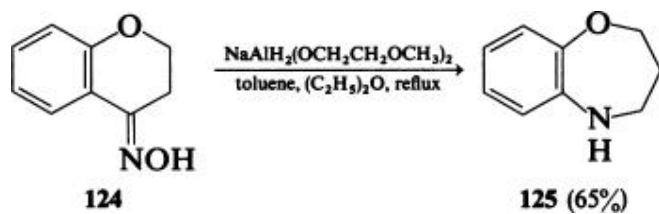
An imidoyl chloride such as 121 reacts with $\text{LiAlH}(\text{OC}_4\text{H}_9\text{-}t)_3$ to form the imine 122, which can be transformed via acylation and hydrolysis into the amide 123.



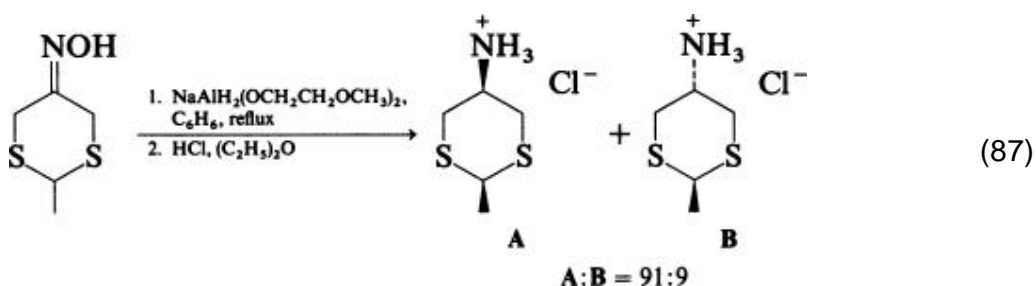
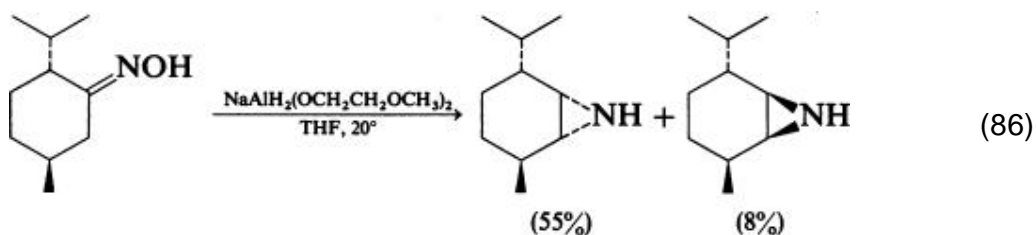
Since imidoyl chlorides can be prepared from amides, the reaction sequence represents a general method for acyl exchange in secondary amides. (389)

3.2.1.3. Reduction of Oximes

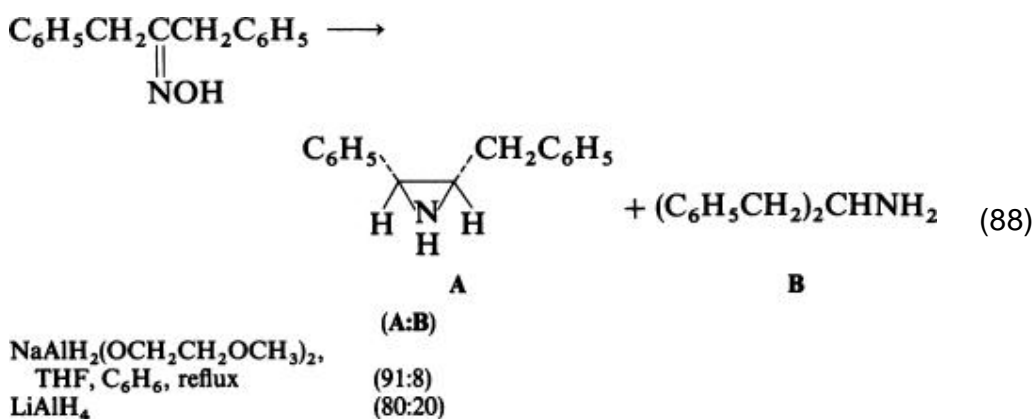
The course of hydride reductions of oximes depends markedly on the oxime structure and the nature of the hydride used. Whereas $\text{LiAlH}(\text{OCH}_3)_3$ (65, 161) and $\text{LiAlH}(\text{OC}_4\text{H}_9\text{-}t)_3$ (63, 65) react with oximes only with hydrogen evolution, diborane yields hydroxylamines, 296,390,391 and LiAlH_4 , (65, 174) AlH_3 , (65) or $\text{NaAlH}_2(\text{OCH}_2\text{CH}_2\text{OCH}_3)_2$ (94, 167) reduce aldoximes and aliphatic or simple alicyclic ketoximes to primary amines. Some oximes such as 124 undergo rearrangement (59, 145, 150) prior to reduction and form secondary amines, in this case the cyclic amine 125; LiAlH_4 gives the same product in lower yield (~32%). (392)



In contrast to LiAlH_4 , which reduces substituted alicyclic ketoximes to primary amines, $\text{NaAlH}_2(\text{OCH}_2\text{CH}_2\text{OCH}_3)_2$ yields aziridines (Eq. 86) (393) or primary amines (Eq. 87). (189)



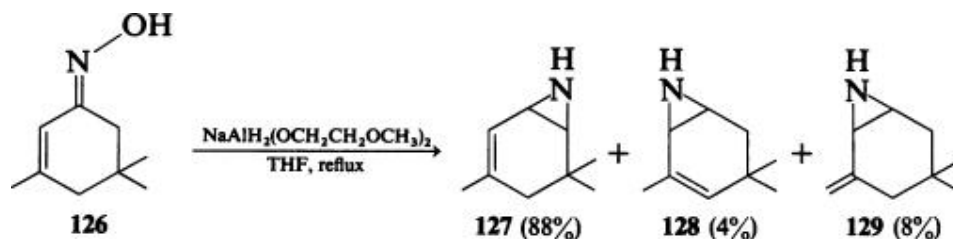
Reduction of aryl alkyl or benzyl ketoximes by $\text{NaAl}_2(\text{OCH}_2\text{CH}_2\text{OCH}_3)_2$ gives aziridines as major products along with minor amounts of primary amines (Eq. 88).



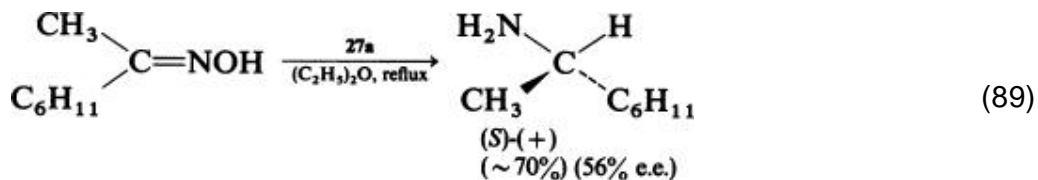
In some reactions secondary amines can occur as byproducts. O-Alkyl oximes yield more primary amines at the expense of aziridines. When compared with $\text{NaAlH}_2(\text{OCH}_2\text{CH}_2\text{OCH}_3)_2$ in this series, LiAlH_4 generally produces more

primary amine and less aziridine. (150)

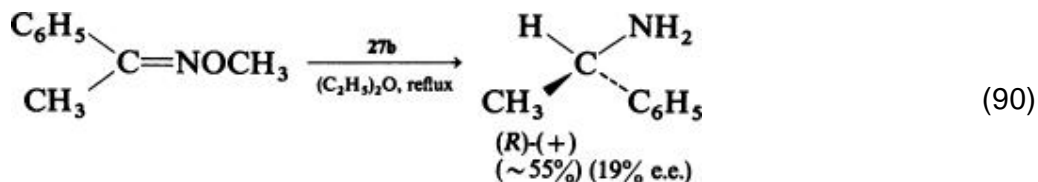
The effect of the hydride nature on the product distribution in reductions of α , β -unsaturated alicyclic ketoximes is illustrated by the reduction of the *anti*-oxime **126**, which by action of $\text{NaAlH}_2(\text{OCH}_2\text{CH}_2\text{OCH}_3)_2$ affords the aziridines **127**, **128** and **129** free of primary and secondary amines; under similar conditions, LiAlH_4 forms the aziridine **127** (56%) along with the saturated aziridine (mixture of *cis* and *trans* isomers; 6%), an unsaturated primary amine (28%), and 3,5,5-trimethyl-1-azacycloheptane (10%). (152, 153)



In the asymmetric reduction of ketoximes and their O-methyl or O-tetrahydropyranyl derivatives by the chiral LiAlH_4 -3-O-benzyl-1,2-O-cyclohexylidene- α -D-glucofuranose (1:1) complex (**27a**), the (*S*)-amine (10–56% e.e.) is the predominating enantiomer (Eq. 89).



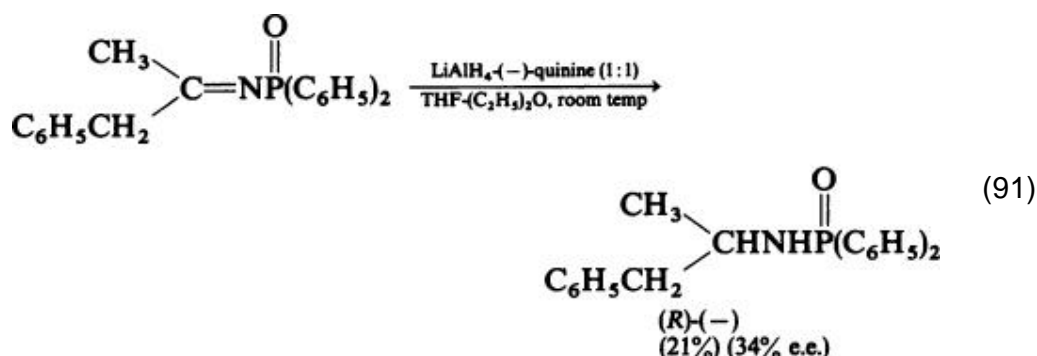
The ethanol-modified LiAlH_4 -monosaccharide complex (1:1:1) **27b** yields predominantly the (*R*)-amine (13–19% e.e.) (Eq. 90). (132, 394)



3.2.1.4. Reduction of N-Alkylidenephosphinic Amides

Various (*R*)-*N*-alkyldiphenylphosphinic amides are prepared in 21–75% yields and 8–34% enantiomeric excess by reduction of prochiral

N-alkylidenediphenylphosphinic amides with a chiral LiAlH_4 complex (Eq. 91). Dephosphinylation with hydrochloric acid leads to (*R*)-amine hydrochlorides. (395)



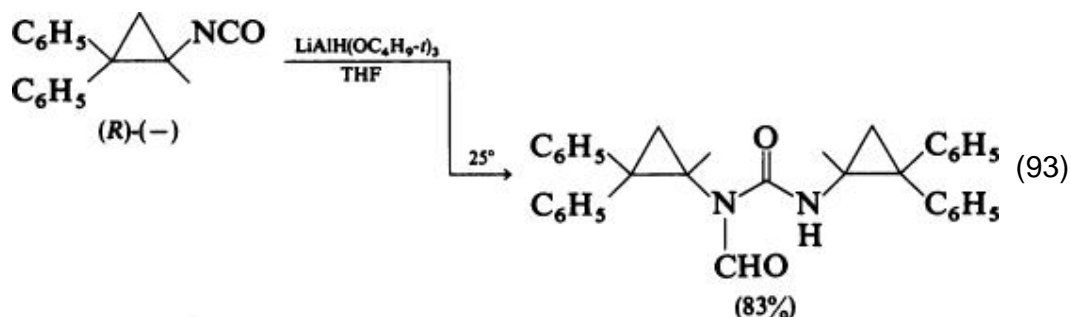
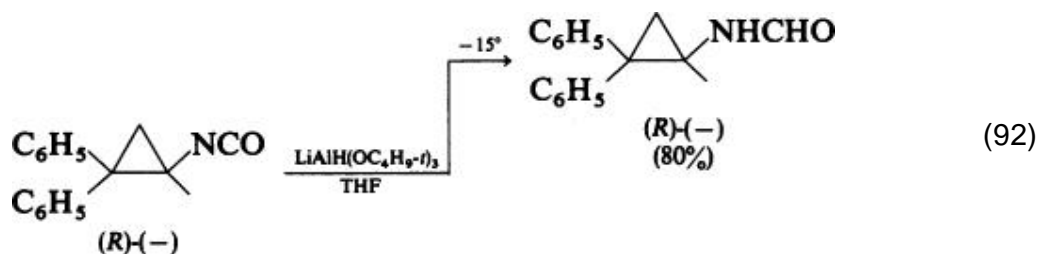
3.2.1.5. Reduction of *N*-Alkylidenesulfinamides

In reductions of *dl*-*N*-alkylidenesulfinamide **130** by chiral lithium alkoxyaluminumhydride complexes, LiAlH_4 -(-)-menthol (1:2) gives the *N*-alkylsulfinamide **131** in highest yield, with greatest stereoselectivity, but with only very low asymmetric induction. (396)

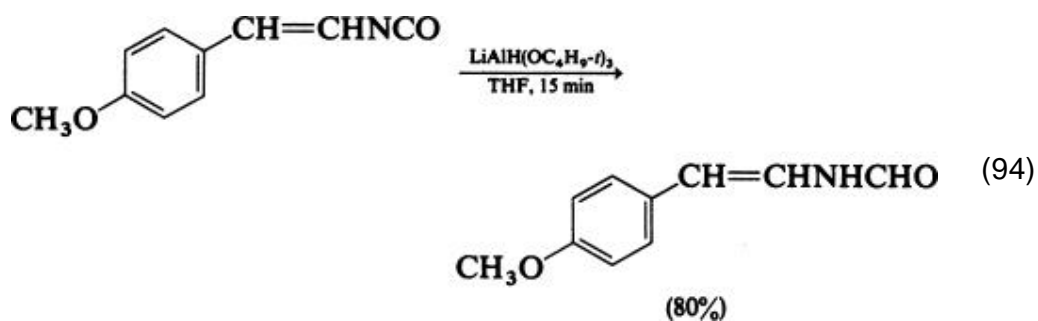


3.2.1.6. Reduction of Isocyanates and Isothiocyanates

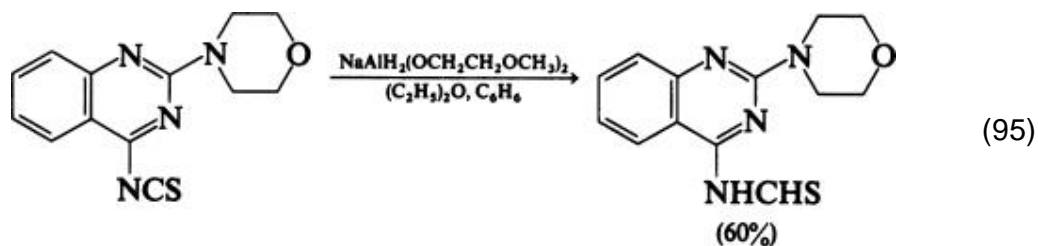
Whereas LiAlH_4 , (65, 169, 174) AlH_3 , (65) $\text{LiAlH}(\text{OCH}_3)_3$, (65, 161) and $\text{NaAlH}_2(\text{OCH}_2\text{CH}_2\text{OCH}_3)_2$ (397) reduce isocyanates to form substituted *N*-methylamines, $\text{LiAlH}(\text{OC}_4\text{H}_9\text{-}t)_3$ gives formamides in high yields. (63, 398) Since isocyanates easily undergo dimerization or trimerization even by mildly basic reagents, 399–402 the product formation can depend on reaction conditions (Eqs. 92 and 93).



The product in Eq. 93 seems to have arisen by the addition of the formamide to the isocyanate. Dehydration of formamides provides easy access to aliphatic, vinylic, and aromatic isonitriles. (398) A modification of the procedure given by Eq. 92, using a short reaction time, is useful for the preparation of various 4-substituted *N*-(β -styryl)formamides (Eq. 94). (403, 404)



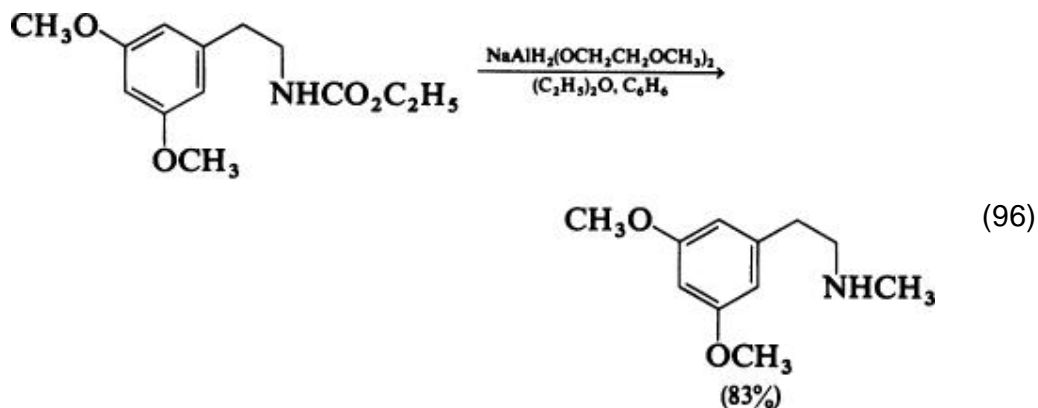
Thiocyanates are stable toward $\text{LiAlH}(\text{OC}_4\text{H}_9\text{-}t)_3$. 405a–c Thioformamides are produced by rapid reduction of isothiocyanates with $\text{NaAlH}_2(\text{OCH}_2\text{CH}_2\text{OCH}_3)_2$ (Eq. 95). (405b)



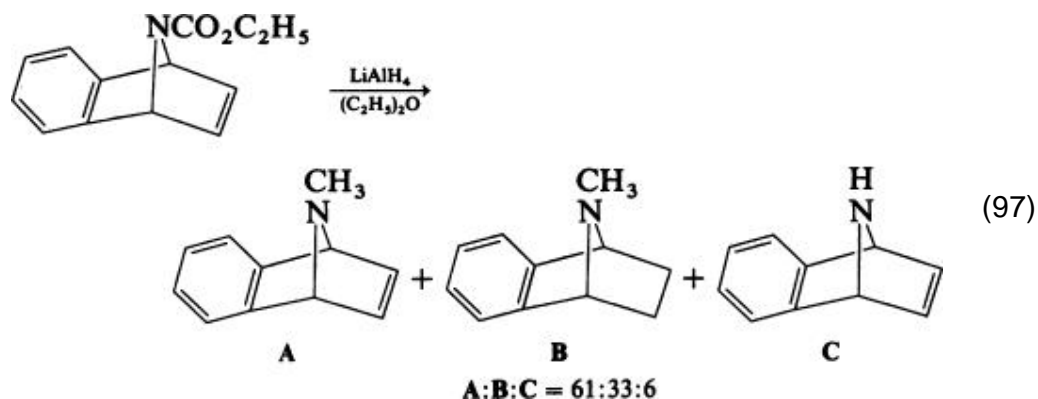
3.2.1.7. Reduction of Urethanes and Cyanamides

Urethanes readily undergo reduction by LiAlH_4 , (59, 169, 341, 406)

$\text{AlH}(\text{C}_4\text{H}_9\text{-}i)_2$, (406) or $\text{NaAlH}_2(\text{OCH}_2\text{CH}_2\text{OCH}_3)_2$ 406,407a to form substituted *N*-methylamines (Eq. 96). (407b)



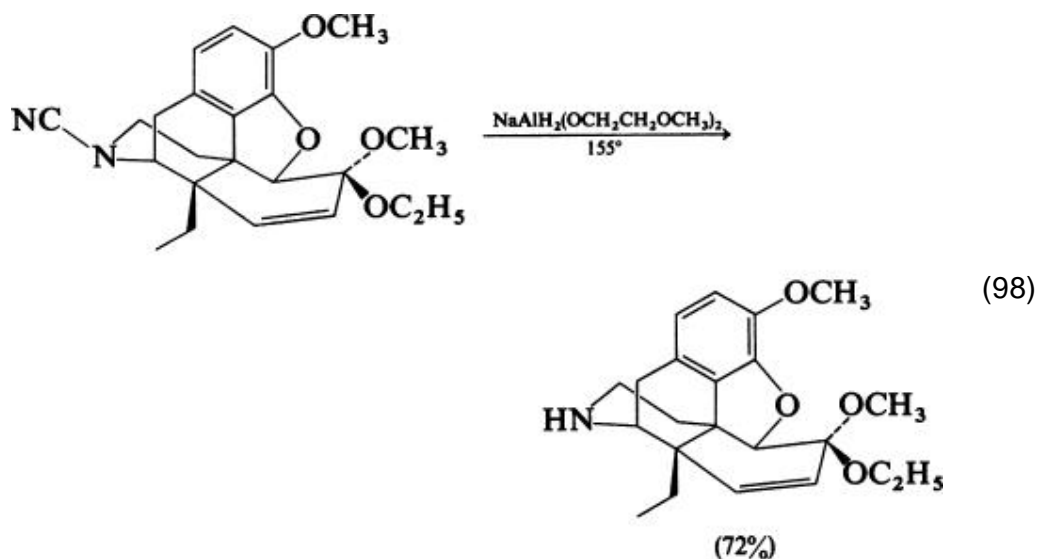
Occasionally, reduction of unsaturated urethanes by LiAlH_4 or $\text{NaAlH}_2(\text{OCH}_2\text{CH}_2\text{OCH}_3)_2$ proceeds with concomitant, presumably intramolecular, hydride addition to the carbon–carbon double bond (see also p. 90 in Ref. 59) (Eq. 97). (408)



The stability of urethanes toward $\text{LiAlH}_2(\text{OC}_4\text{H}_9\text{-}t)_2$, (406) $\text{LiAlH}(\text{OC}_4\text{H}_9\text{-}t)_3$, (406, 409) or NaBH_4 (409) can be utilized for selective reductions of a keto function

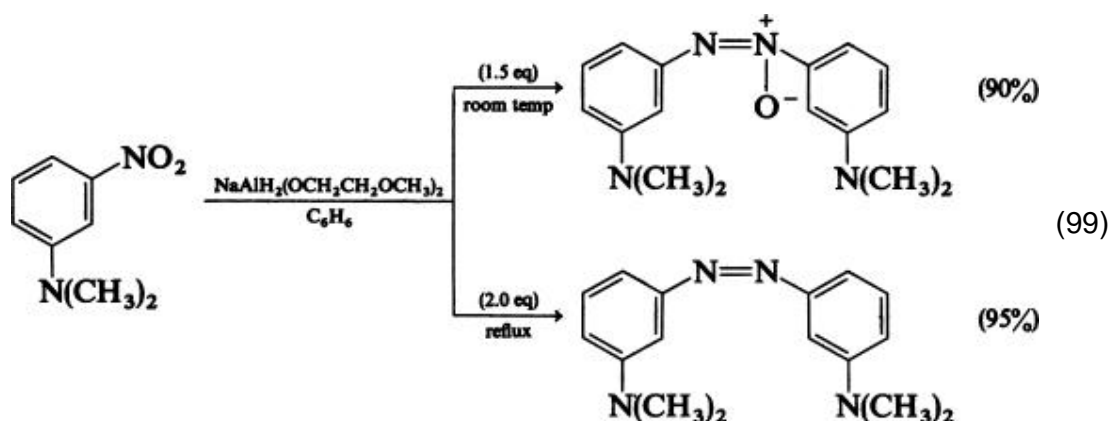
in keto urethanes.

N-Cyano derivatives undergo decyanation on treatment with $\text{NaAlH}_2(\text{OCH}_2\text{CH}_2\text{OCH}_3)_2$ at high temperatures (Eq. 98). 410



3.2.1.8. Reduction of Nitro Compounds

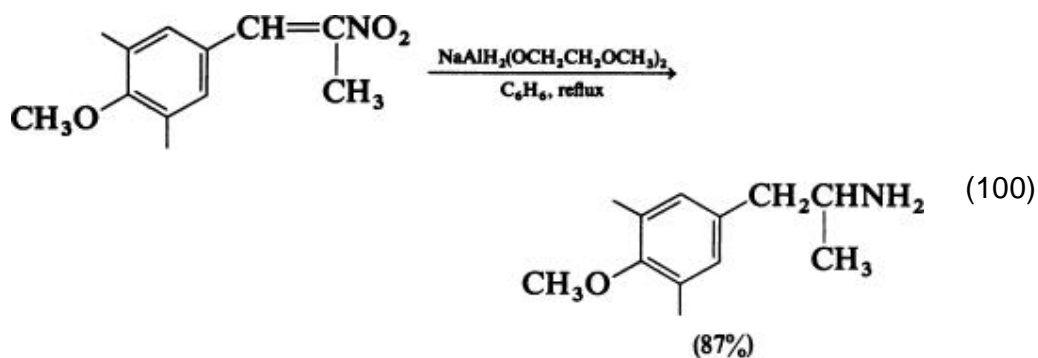
Primary and secondary nitroalkanes are reduced by LiAlH_4 , (59, 65, 169, 174, 296) $\text{LiAlH}(\text{OCH}_3)_3$, (65, 161) $\text{NaAlH}(\text{OC}_2\text{H}_5)_3$, (319) or $\text{NaAlH}_2(\text{OCH}_2\text{CH}_2\text{OCH}_3)_2$ (167, 411) with evolution of hydrogen to form primary amines. Reaction of 1-nitropropane with $\text{LiAlH}(\text{OC}_4\text{H}_9-t)_3$ involves a relatively rapid hydrogen evolution but no reduction. (63, 65) Nitroarenes, which are stable toward $\text{LiAlH}(\text{OC}_4\text{H}_9-t)_3$, (63, 65) AlH_3 , (65) or LiAlH_4 on silica gel, (412) react with $\text{NaAlH}_2(\text{OCH}_2\text{CH}_2\text{OCH}_3)_2$ to yield either azoxyarenes, (411, 413) azoarenes, 238,413 or hydrazoarenes, (167, 411) depending on the reaction conditions (Eq. 99). (413)



Nitrobenzene is reduced by $\text{LiAlH}(\text{OCH}_3)_3$ either to azoxybenzene (0° , 3 hours) or azobenzene (25° , 24 hours). (65, 161) An unusual reaction course is seen in the reduction of the highly hindered nitro derivative 132; by comparison, LiAlH_4 gives the oxime (10%) along with 2,4,6-tri-*tert*-butylaniline (6%) and unreacted starting material. (414)

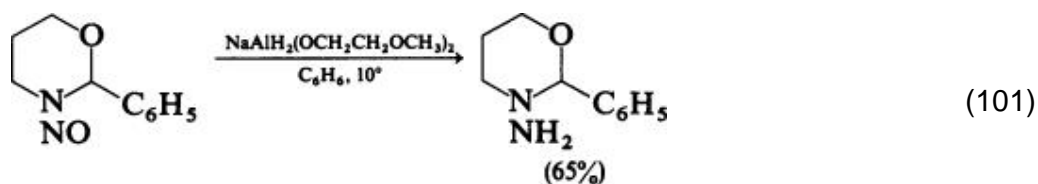


β -Arylethylamines are prepared in good yields by reduction of β -nitrostyrenes (Eq. 100). (415)



3.2.1.9. Reduction of *N*-Nitroso, Azoxy, Azo, Azido, and Nitrimino Compounds and Nitrate Esters

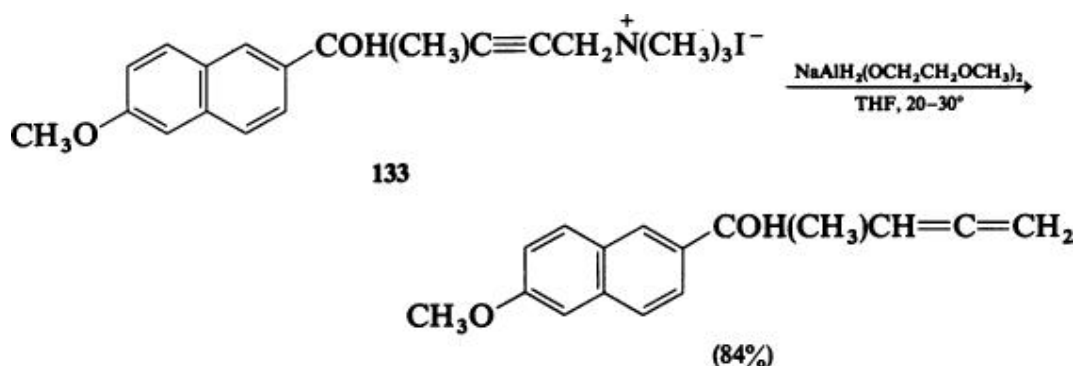
N-Nitroso-1,3-oxazines are reduced to the *N*-amino derivatives by $\text{NaAlH}_2(\text{OCH}_2\text{CH}_2\text{OCH}_3)_2$ (Eq. 101); LiAlH_4 cleaves the carbon–oxygen bond in the heterocyclic ring and produces *N*-(3-hydroxypropyl)-*N*-benzyl-hydrazine. (416)



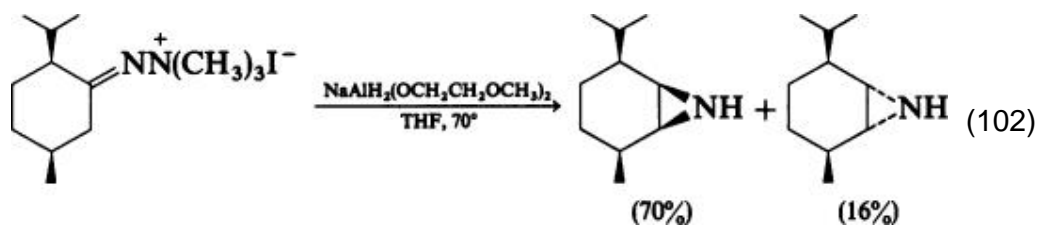
Azoxybenzene and azobenzene, which are stable toward $\text{LiAlH}(\text{OC}_4\text{H}_9\text{-}t)_3$ (63, 65) and AlH_3 , (65) react with LiAlH_4 (65, 174) or $\text{LiAlH}(\text{OCH}_3)_3$ (65, 161, 174) to form hydrazobenzene. The nitrate ester group, $-\text{ONO}_2$, is inert to $\text{LiAlH}(\text{OC}_4\text{H}_9\text{-}t)_3$. (417) Azido compounds, which are completely unreactive toward the latter hydride, 418–420 undergo reduction by $\text{NaAlH}_2(\text{OCH}_2\text{CH}_2\text{OCH}_3)_2$ to produce primary amines. 421 In the nitrimine group, $>\text{C}=\text{NNO}$, only the carbon–nitrogen double bond is attacked by $\text{LiAlH}(\text{OC}_4\text{H}_9\text{-}t)_3$, yielding a nitramine $>\text{CHNHNO}_2$. (422, 423)

3.2.1.10. Reduction of Open-Chain Ammonium, Hydrazonium, and Dithiocarbamidium Salts

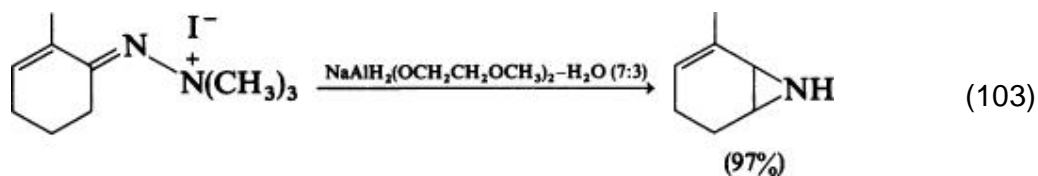
Hydroxy-substituted acetylenic quaternary iodides such as 133 are converted by $\text{NaAlH}_2(\text{OCH}_2\text{CH}_2\text{OCH}_3)_2$ or LiAlH_4 into α -allenic alcohols. 424



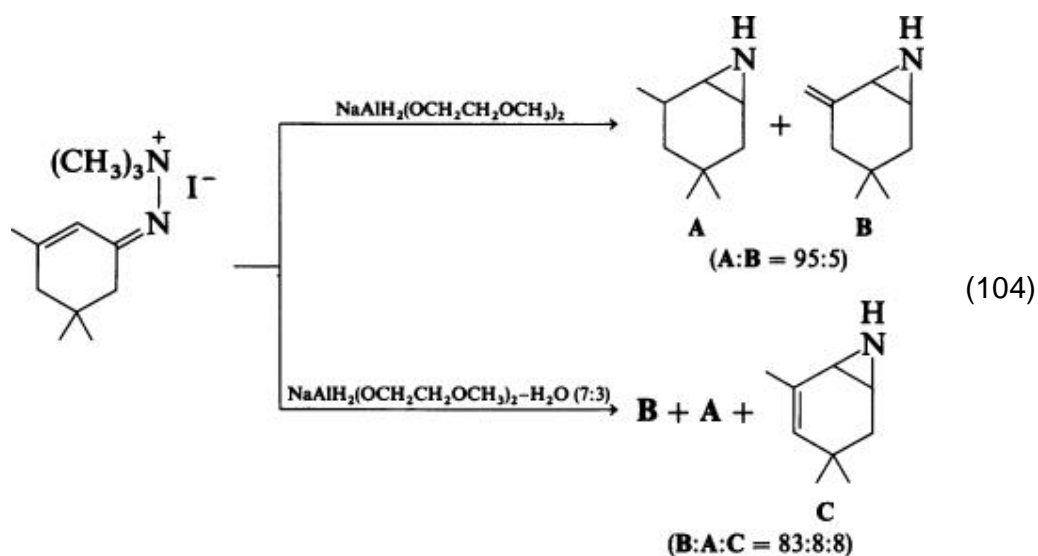
Hydrazonium methiodides derived from alkyl-substituted alicyclic ketones undergo a slow reduction by $\text{NaAlH}_2(\text{OCH}_2\text{CH}_2\text{OCH}_3)_2$ to give *cis* and *trans* aziridines in yields that are higher than those obtained by reacting the corresponding oxime with the same hydride (Eq. 102). (393)



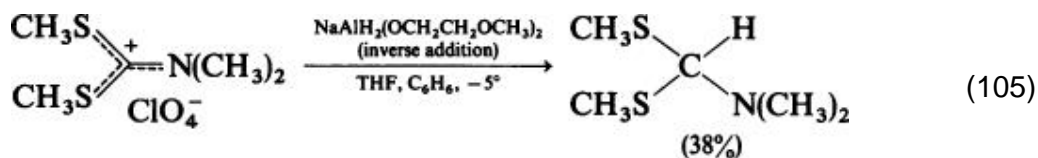
Formation of α , β -unsaturated aziridines by reduction of *anti*-hydrazonium methiodides of α , β -unsaturated cyclohexanones is enhanced by using partially hydrolyzed $\text{NaAlH}_2(\text{OCH}_2\text{CH}_2\text{OCH}_3)_2$ (Eq. 103). (154)



syn-Hydrazonium methiodides give either saturated or α , β -unsaturated aziridines as major products, depending on the type of the hydride used (Eq. 104). (154)



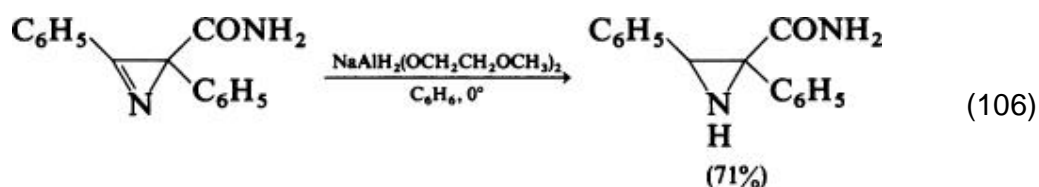
Reduction of dithiocarbamidium salts by $\text{NaAlH}_2(\text{OCH}_2\text{CH}_2\text{OCH}_3)_2$ affords formamide thioacetals in moderate yields (36–71%) (Eq. 105); LiAlH_4 and NaBH_4 are less effective reagents. (425)



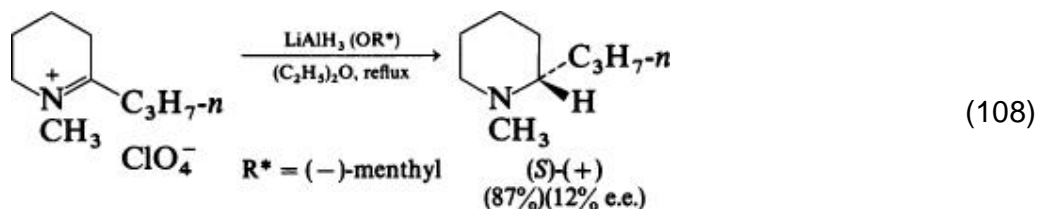
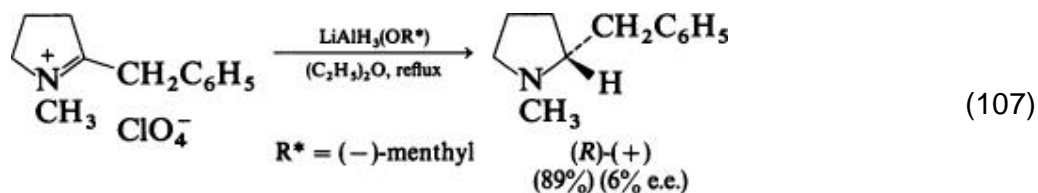
3.3. Heterocyclic Nitrogen Compounds

3.3.1.1. Reduction of Heterocyclic Bases and Their Quaternary Salts

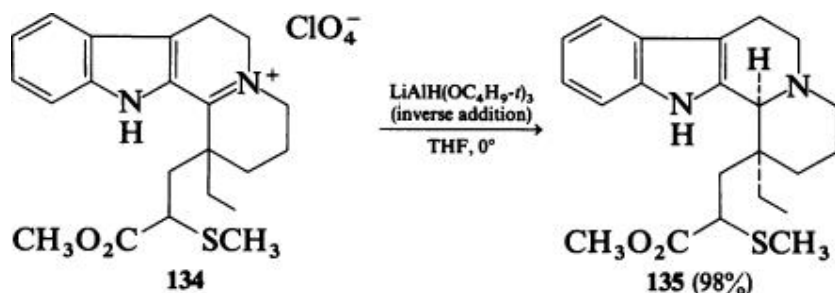
Azirines react readily with $\text{NaAlH}_2(\text{OCH}_2\text{CH}_2\text{OCH}_3)_2$ to form aziridines in high to almost quantitative yields (Eq. 106). (151, 426)



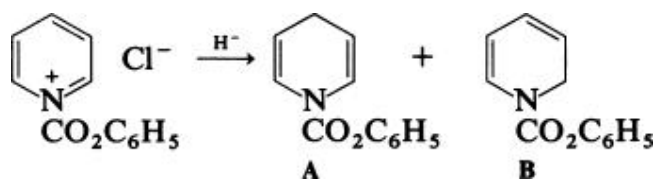
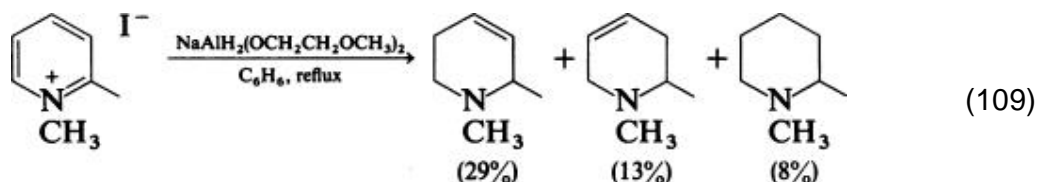
2-Alkyl- or 2-aryl-substituted 1-methyl- Δ^1 -dihydropyrrolinium perchlorates (Eq. 107) (427, 428) and 1-methyl- Δ^1 -tetrahydropyridinium perchlorates (Eq. 108) (427, 429) are reduced by chiral lithium alkoxyaluminum hydrides to form optically active 2-alkyl- or 2-aryl-substituted 1-methylpyrrolidines and 1-methylpiperidines, respectively, in 75–95% chemical yields; only modest asymmetric induction is noted in these reactions.



High stereoselectivity can be achieved in reductions of some iminium salts by $\text{LiAlH}(\text{OC}_4\text{H}_9\text{-}t)_3$. Reaction of the quaternary salt 134 with this hydride leads to the *cis* base 135 as the single product; NaBH_4 gives the *cis* and *trans* isomers in a 80:20 ratio. (430, 431)



Pyridine is stable toward $\text{LiAlH}(\text{OCH}_3)_3$ (65, 161) and $\text{LiAlH}(\text{OC}_4\text{H}_9\text{-}t)_3$. (63, 65) Reductions of pyridinium and alkylpyridinium methiodides by LiAlH_4 , (432, 433) AlH_3 , (434, 435) NaBH_4 , (436, 437) NaAlH_4 , or $\text{NaAlH}_2(\text{OCH}_2\text{CH}_2\text{OCH}_3)_2$ (438) give mixtures of 1-methyl-3-piperideines and 1-methylpiperidines (Eq. 109); NaBH_4 affords highest product yields. (437, 438) In LiAlH_4 , (433) AlH_3 , (435) and particularly in NaAlH_4 (438) reductions, the formation of piperideines and piperidines is accompanied by fission of the pyridine ring to yield dienylamines. However, reduction of *N*-alkoxycarbonyl, *N*-aryloxycarbonyl, or *N*-acylpyridinium salts by the $\text{LiAlH}(\text{OC}_4\text{H}_9\text{-}t)_3\text{-CuBr}$ complex leads regioselectively, although in only moderate yields, to *N*-alkoxycarbonyl, *N*-aryloxycarbonyl, or *N*-acyl-1,4-dihydropyridines. (439)



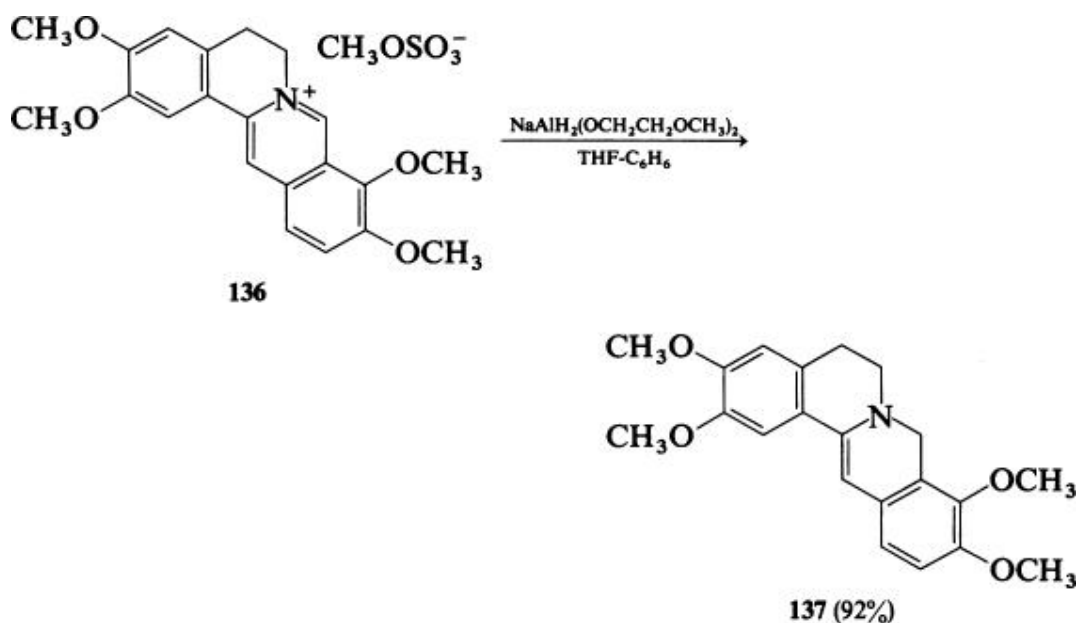
Molar Ratio A:B

NaBH_4	60:40
$\text{NaBH}_3(\text{CN})$	60:40

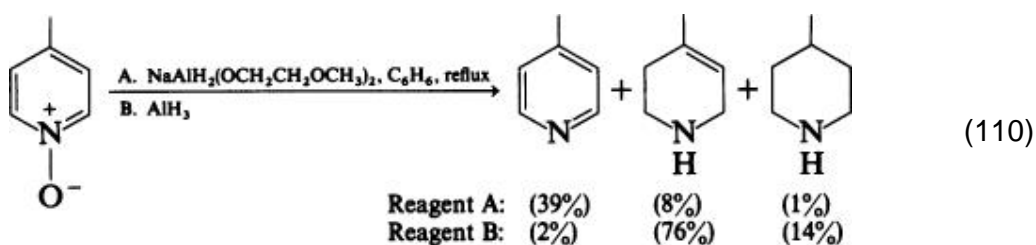
$\text{LiAlH}(\text{OCH}_3)_3\text{--CuBr}$ 79:21

$\text{LiAlH}(\text{OC}_4\text{H}_9\text{-}t)_3\text{--CuBr}$ ~100:0 (**A** = 65% yield)

Transformation of the quaternary salt **136** proceeds uniformly to give the enamine **137**; (**440**) in a similar case, the tetrahydro derivative is the product of reduction by NaBH_4 . (**157**)



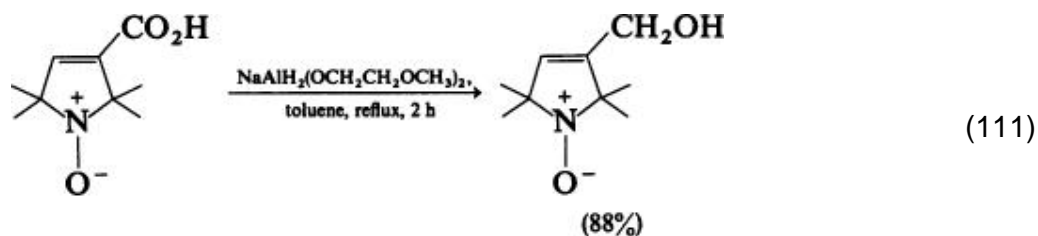
Pyridine *N*-oxide and its alkyl derivatives react with LiAlH_4 , (**65**, **174**, **441**) $\text{LiAlH}(\text{OCH}_3)_3$, (**65**, **161**) AlH_3 , NaBH_4 , and $\text{NaAlH}_2(\text{OCH}_2\text{CH}_2\text{OCH}_3)_2$ (**441**) to form 3-piperidineines, piperidines, and pyridines; AlH_3 is the superior reagent, giving the highest yield of product mixtures (Eq. **110**). (**441**)



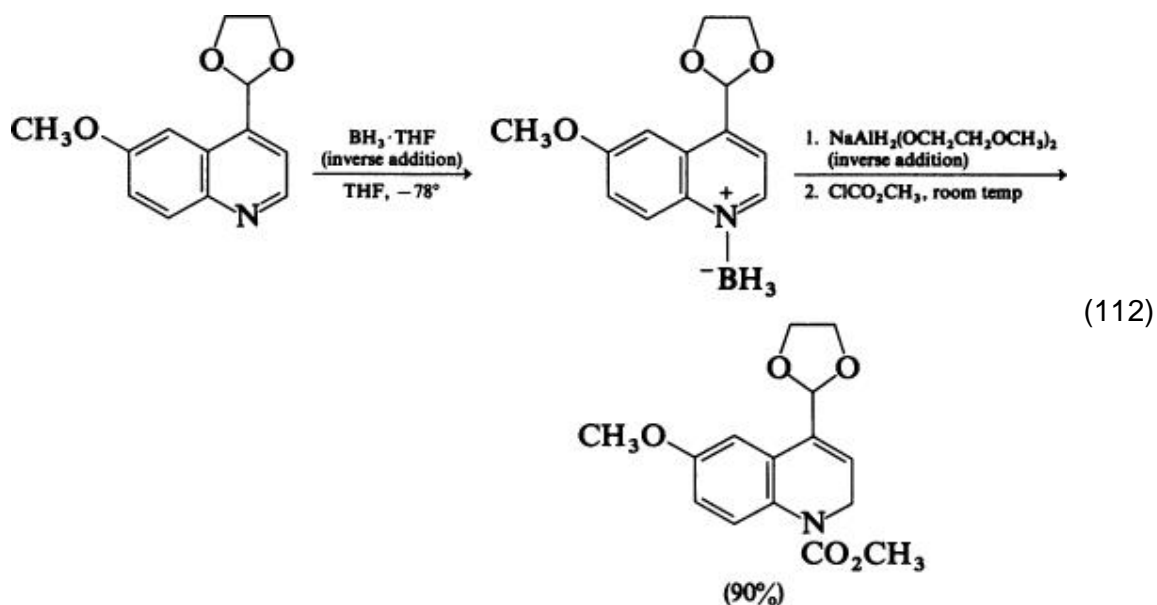
The reduction of 1-alkoxypyridinium salts follows a similar course. (**441**)

Heterocyclic *N*-oxides are stable toward $\text{LiAlH}(\text{OC}_2\text{H}_5)_3$; (442)


$\text{NaAlH}_2(\text{OCH}_2\text{CH}_2\text{OCH}_3)_2$ behaves similarly at shorter reaction times or at low temperature (Eq. 111). (443, 444)



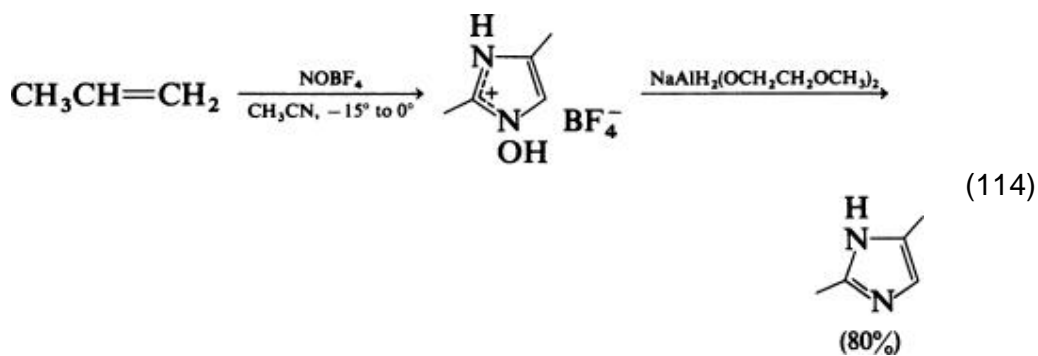
Various *N*-(carbalkoxy)-1,2-dihydroquinolines are prepared in 85–95% yields from quinolines via quinoline-*N*-boranes and sequential treatment with $\text{NaAlH}_2(\text{OCH}_2\text{CH}_2\text{OCH}_3)_2$ and methyl chloroformate (Eq. 112). (445, 446)



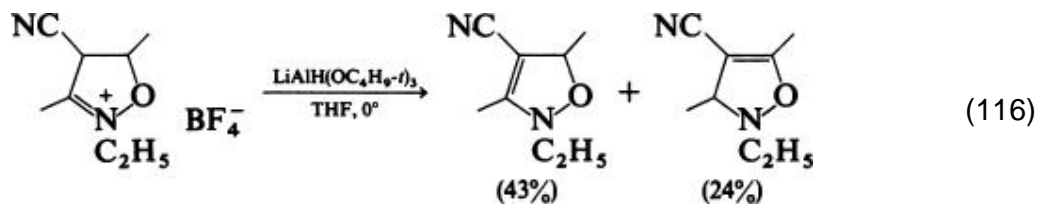
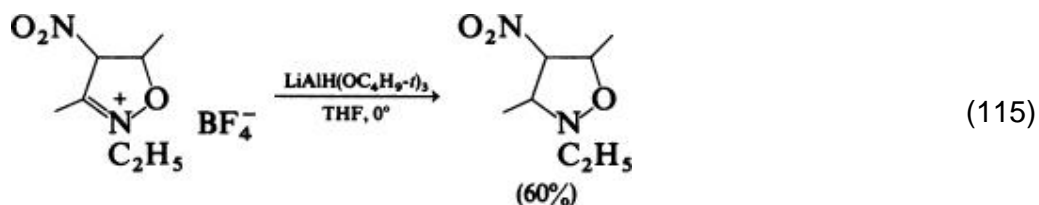
Partial reduction of 4(1*H*)-pyridones to the 2,3-dihydro derivatives (60–90% yield) is achieved with $\text{LiAlH}(\text{OC}_2\text{H}_5)_3$ (Eq. 113) (447) or $\text{NaAlH}_2(\text{OCH}_2\text{CH}_2\text{OCH}_3)_2$. (448)



Reduction of di- and trisubstituted *N*-hydroxyimidazolinium salts by $\text{NaAlH}_2(\text{OCH}_2\text{CH}_2\text{OCH}_3)_2$ is utilized in the preparation of imidazoles (overall yield 50–80%) from alkenes (Eq. 114). (449)



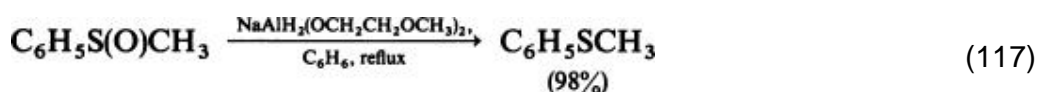
2,3,5-Trialkylisoxazolinium salts with electron-withdrawing substituents at C-4 are reduced by LiAlH_4 , NaBH_4 , or $\text{LiAlH}(\text{OC}_4\text{H}_9\text{-}t)_3$ to afford 4-substituted isoxazolidines (Eq. 115) or mixtures of 3- and 4-isoxazolidines (Eq. 116). (450)



Di-*n*-butyl disulfide is reduced by $\text{LiAlH}(\text{OCH}_3)_3$ (65, 161) under hydrogen evolution to *n*-butanethiol as rapidly as with LiAlH_4 (65, 174) and much more rapidly than by AlH_3 , (65) essentially no reduction occurs with $\text{LiAlH}(\text{OC}_4\text{H}_9\text{-}t)_3$. 63,65,453b The more reactive diphenyl disulfide is reduced rapidly to benzenethiol by LiAlH_4 , (65, 174) $\text{LiAlH}(\text{OCH}_3)_3$, (65, 161) AlH_3 (65) and very rapidly by $\text{LiBH}(\text{C}_2\text{H}_5)_3$, (184) $\text{LiAlH}(\text{OC}_4\text{H}_9\text{-}t)_3$ reacts with the aromatic disulfide only with difficulty. (63, 65) Since NaBH_4 also reduces disulfides to thiols, (295, 452) $\text{LiAlH}(\text{OC}_4\text{H}_9\text{-}t)_3$ offers the possibility of selective reductions in the presence of a disulfide linkage. (63-453b)

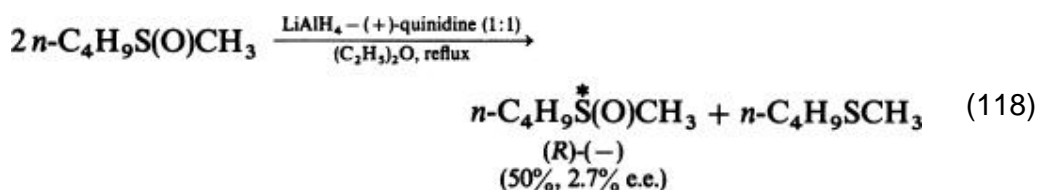
3.4.1.3. Reduction of Sulfoxides

Two equivalents of hydride are required for the reduction of dimethyl sulfoxide to dimethyl sulfide with AlH_3 , (65) $\text{LiAlH}(\text{OCH}_3)_3$, (65, 161) and LiAlH_4 (see footnote in Ref. 454); (65, 174, 455, 456) the sulfoxide is not attacked by $\text{LiAlH}(\text{OC}_4\text{H}_9\text{-}t)_3$ or $\text{LiBH}(\text{C}_2\text{H}_5)_3$. (184) Rapid reduction of aliphatic, aromatic, and heterocyclic sulfoxides by $\text{NaAlH}_2(\text{OCH}_2\text{CH}_2\text{OCH}_3)_2$ gives sulfides in 70–98% yields (Eq. 117). 457



Alternatively, $\text{NaBH}_4\text{--CoCl}_2$, (12) $\text{LiAlH}_4\text{--TiCl}_4$, (458) and low-valence species of group IV, V, and VI metals (459) can be used as reducing agents. However, exceptions can occur; $\text{NaAlH}_2(\text{OCH}_2\text{CH}_2\text{OCH}_3)_2$ as well as LiAlH_4 fail to reduce 2-methyl-2-vinylthiacyclohexane 1-oxide to the corresponding sulfide. (460)

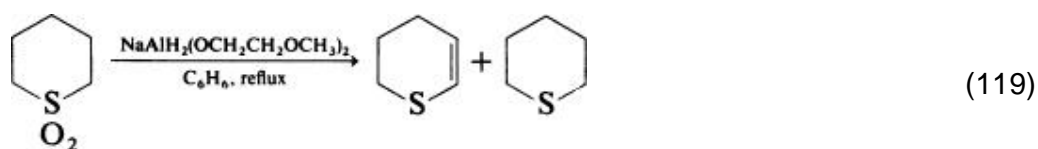
Attempted kinetic resolution of racemic dialkyl and aryl alkyl sulfoxides by incomplete reduction with chiral lithium alkoxyaluminum hydrides (Eq. 118) gives (*R*) or (*S*) sulfoxides in only low optical yields. (461)



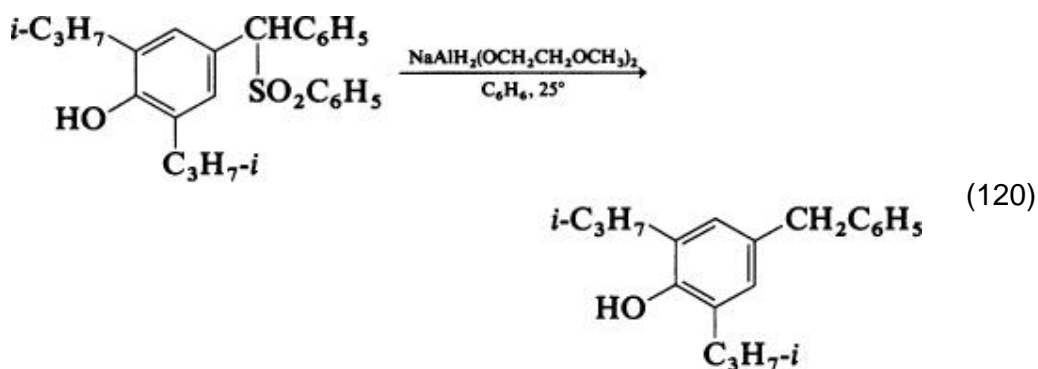
3.4.1.4. Reduction of Sulfones

In contrast to AlH_3 (65) and $\text{LiAlH}(\text{OC}_4\text{H}_9\text{-}t)_3$, (63, 65) which do not react with diphenyl sulfone at all, $\text{LiBH}(\text{C}_2\text{H}_5)_3$ causes alkylation to form ethylbenzene (75%); (184) $\text{NaAlH}_2(\text{OCH}_2\text{CH}_2\text{OCH}_3)_2$ is either inert (160, 462) or, like $\text{LiAlH}(\text{OCH}_3)_3$, (65, 161) gives sulfides only in low yields. 457 The ease of

reduction of sulfones to sulfides by LiAlH_4 (65, 174) appears to decrease on going from four- or five-membered cyclic to aromatic, to six-membered cyclic, to aliphatic sulfones. (454, 463, 464) Like LiAlH_4 , $\text{NaAlH}_2(\text{OCH}_2\text{CH}_2\text{OCH}_3)_2$ affords thia-2-cyclohexene as the major product of reduction of thiacyclohexane 1,1-dioxide (Eq. 119), presumably via a sulfone dianion and sulfide anion. (463) 2-Methyl-2-vinylthiacyclopentane-1, 1-dioxide does not react with these hydrides. (460)

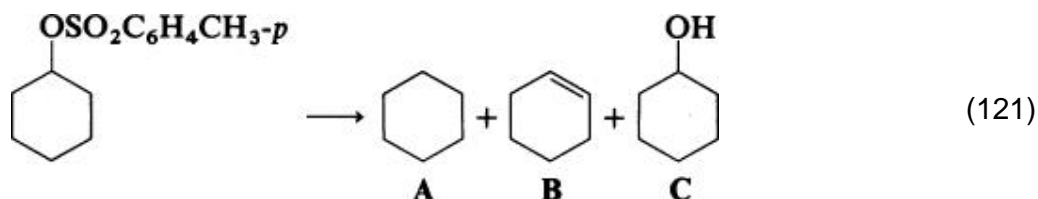


The 2- and 4-hydroxybenzyl phenyl sulfones undergo hydrogenolysis on reaction with $\text{NaAlH}_2(\text{OCH}_2\text{CH}_2\text{OCH}_3)_2$ (Eq. 120) or LiBH_4 . (465a)



3.4.1.5. Reduction of Alkane- and Arenesulfonic Acids and Esters

Methanesulfonic acid and *p*-toluenesulfonic acid interact with LiAlH_4 , (65, 174) $\text{LiBH}(\text{C}_2\text{H}_5)_3$, (184) AlH_3 , (65) $\text{LiAlH}(\text{OCH}_3)_3$, (65, 161) and $\text{LiAlH}(\text{OC}_4\text{H}_9\text{-}t)_3$ (63, 65) only with evolution of hydrogen. Alkyl and cycloalkyl methanesulfonates (mesylates) and *p*-toluene-sulfonates (tosylates) are essentially inert toward $\text{LiAlH}(\text{OCH}_3)_3$ (65, 161) or



	Analytical Normalized Yields (%)			Refs.
	A	B	C	
LiAlH ₄ , THF, 25°	54	26	20	174, 470
LM-9BBN, ^a , THF, 0°	88	12	0	469
LiBH(C ₂ H ₅) ₃ , THF, 0°	84	16	0	184, 469, 470
LiBH(C ₄ H ₉ -s) ₃ , THF, 25°	52	48	0	470
NaBH(C ₂ H ₅) ₃ , THF, 25°	83	17	0	470
NaBH(C ₂ H ₅) ₃ , C ₆ H ₆ , 25°	18	82	0	469
LiBHSia ₃ , ^b THF, 25°	20	80	0	470
LiCuH(C ₄ H ₉ -n)	80 ^c	0	0	471
LiAlH(OCH ₃) ₃ -CuI, THF	98 ^c	0	0	472a

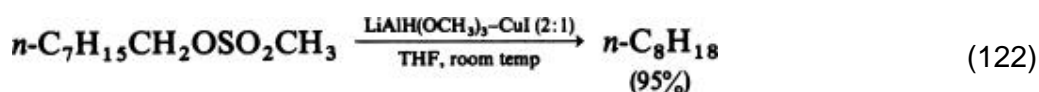
^aLM-9-BBN = lithium B-methyl-9-borabicyclo[3.3.1]nonyl hydride.

^bLiBHSia₃ = lithium trisiamylborohydride.

^cThe analytical yield is not normalized.

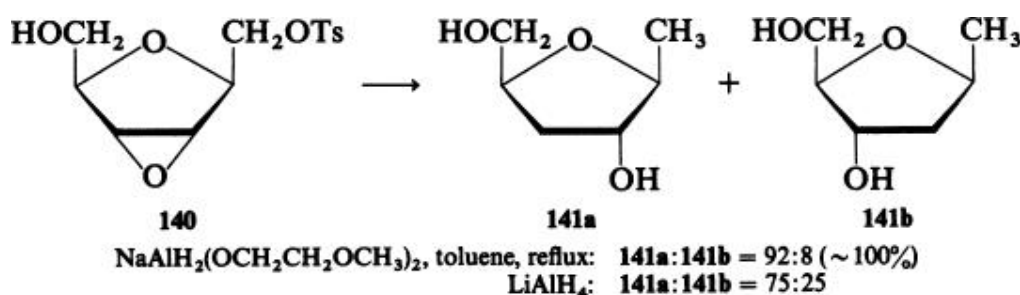
LiAlH(OC₄H₉-t)₃ (63,65,466,467) (however, see Ref. 465b) and many other hydride reagents such as AlH₃, (65) borane–tetrahydrofuran, (468) 9-borabicyclo[3.3.1]nonane, (469) hexylborane, disiamylborane, and LiBH₄. (470) The effect of various hydrides on the reductive displacement of a secondary tosyloxy group in the less reactive cyclohexyl tosylate, and formation of the alkene and alcohol as byproducts, is summarized in the table accompanying Eq. 121.

The high effectiveness of LiBH(C₂H₅)₃ (469, 470) or the LiAlH(OCH₃)₃-CuI complex (472a) is also seen in reductions of aliphatic primary (Eq. 122) and secondary sulfonates.



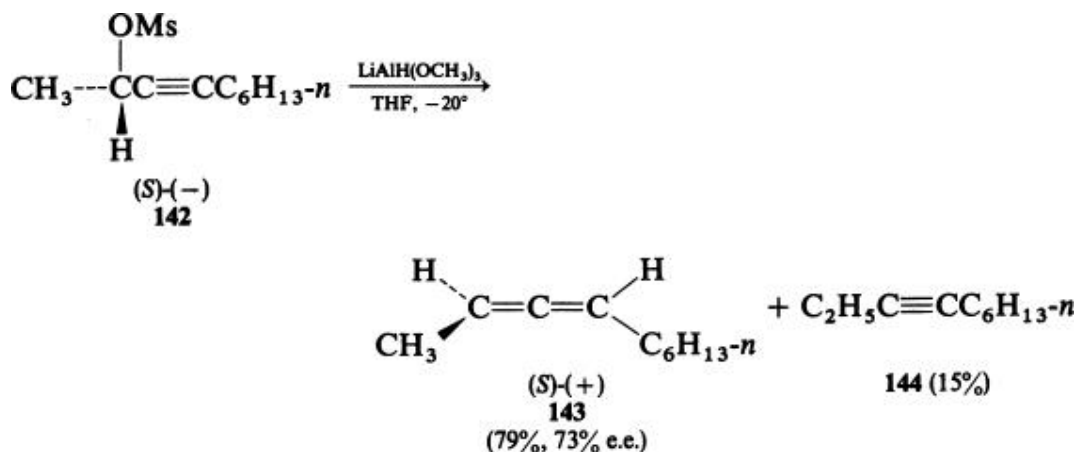
$\text{NaAlH}_2(\text{OCH}_2\text{CH}_2\text{OCH}_3)_2$ is less effective in these reactions. (473a) As shown in reductions with $\text{NaBH}(\text{C}_2\text{H}_5)_3$, the product distribution can be influenced by solvents; (469, 470) replacement of diethyl ether by bis(2-methoxyethyl) ether leads to resistance of the tosyloxy group toward the action of LiAlH_4 . (473b) However, the stability of this group toward metal tri-*tert*-butoxyaluminum hydrides can be weakened by neighboring functional groups. (474, 475)

The ability of $\text{NaAlH}_2(\text{OCH}_2\text{CH}_2\text{OCH}_3)_2$ to coordinate with oxygen functions 476–481 can be utilized for regioselective reduction of the epoxytosylate **140** to form the desired diol **141a**, presumably by way of an alkoxyaluminum hydride intermediate involving the C-6 hydroxyl group. (482, 483)



Both $\text{LiCuH}(\text{C}_4\text{H}_9\text{-}n)$ (471) and $\text{NaBH}_3(\text{CN})$ (484, 485) tolerate a number of other reducible groups and are therefore suitable reducing agents for selective displacement of sulfonyloxy groups in functionalized tosylates and mesylates.

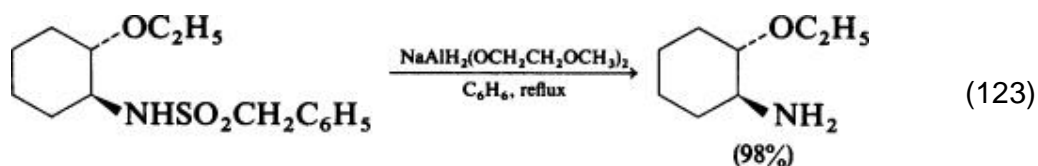
Lithium trimethoxyaluminum hydride is a superior reagent for reduction of the chiral acetylenic mesylate **142** to the chiral allene **143** by a preferred *anti* substitution mechanism. (486) This result is in accordance with the predominant *anti* substitution in reductions of chiral tosylates and camphorsulfonate esters of 1,3-di-*tert*-butyl-2-propyn-1-ol by $\text{LiAlH}_2(\text{OCH}_3)_2$. (467)



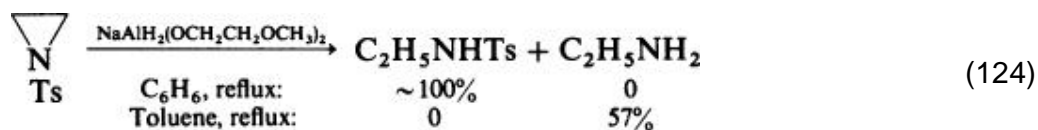
Reduction of the racemic mesylate **142** by LiAlH_4 or AlH_3 yields only 3-decyne (**144**) (83–89%). (486) Transformations of acetylenic mesylates into allenes can be carried out also with $\text{NaAlH}_2(\text{OCH}_2\text{CH}_2\text{OCH}_3)_2$. (487)

3.4.1.6. Reduction of Sulfonamides and Thioimides

Alkane- and arenesulfonamides derived from aliphatic, alicyclic, and aromatic primary and secondary amines or cyclic amines undergo reductive cleavage by $\text{NaAlH}_2(\text{OCH}_2\text{CH}_2\text{OCH}_3)_2$ to form the corresponding amines in 55–98% yields (488–491) (Eq. 123); (490) the reductions proceed more easily than with LiAlH_4 . (488)



Lower yields are observed in reactions where alkene formation by elimination of the *p*-toluenesulfonamide group competes with the amine regeneration. The aziridine ring, which is stable toward $\text{NaAlH}_2(\text{OCH}_2\text{CH}_2\text{OCH}_3)_2$ at low temperatures, (151, 426) is cleaved under the conditions of the sulfonamide reduction (488, 490) (Eq. 124). (488)

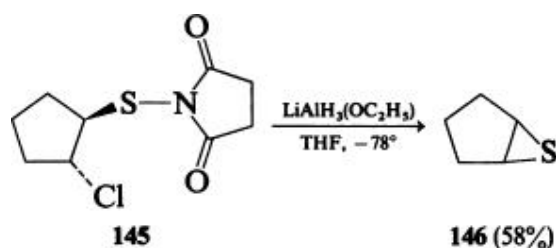


N-Tosylazetidines are stable toward $\text{NaAlH}_2(\text{OCH}_2\text{CH}_2\text{OCH}_3)_2$ in boiling benzene. (488)

Primary triflamides (trifluoromethanesulfonamides), which afford stable salts with LiAlH_4 and do not undergo reduction by this hydride, are reduced by

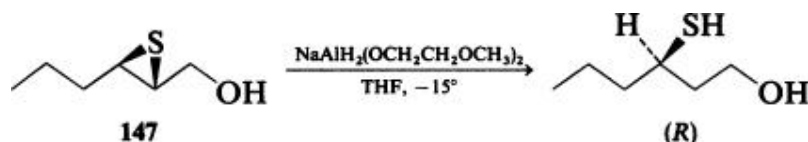
$\text{NaAlH}_2(\text{OCH}_2\text{CH}_2\text{OCH}_3)_2$ in minutes to give the parent primary amine in higher than 90% yield. On the other hand, secondary triflamides, which are stable toward $\text{NaAlH}_2(\text{OCH}_2\text{CH}_2\text{OCH}_3)_2$, are reduced rapidly by LiAlH_4 to form secondary amines in almost quantitative yields. (492-494)

N-(α -Chlorocycloalkylthio)imides such as **145** yield cycloalkene sulfides (e.g., **146**). (495)

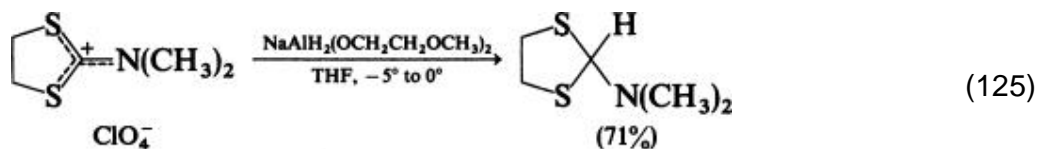


3.4.1.7. Reduction of Sulfur Heterocyclic Compounds

α -Hydroxyepisulfides such as **147** are reduced by $\text{NaAlH}_2(\text{OCH}_2\text{CH}_2\text{OCH}_3)_2$ to give β -hydroxythiols with high regioselectivity (see Refs. 476–481 and 496–499a,b.). (500)

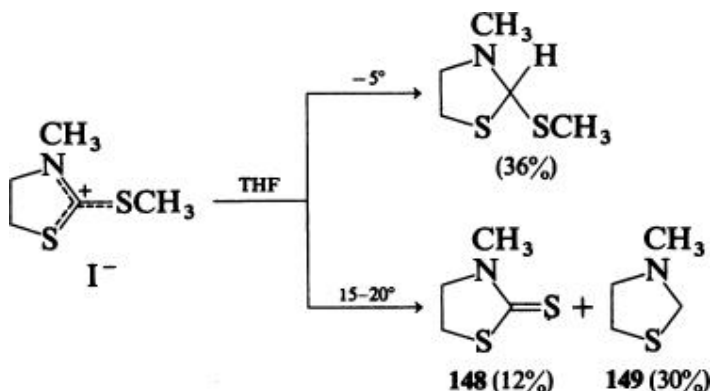


2-Dimethylamino-1,3-dithiolan-2-ylum perchlorate reacts with complex metal hydrides to form the formamide thioacetal (Eq. 125); NaBH_4 produces this compound in 60% and LiAlH_4 in 20% yields. (425)

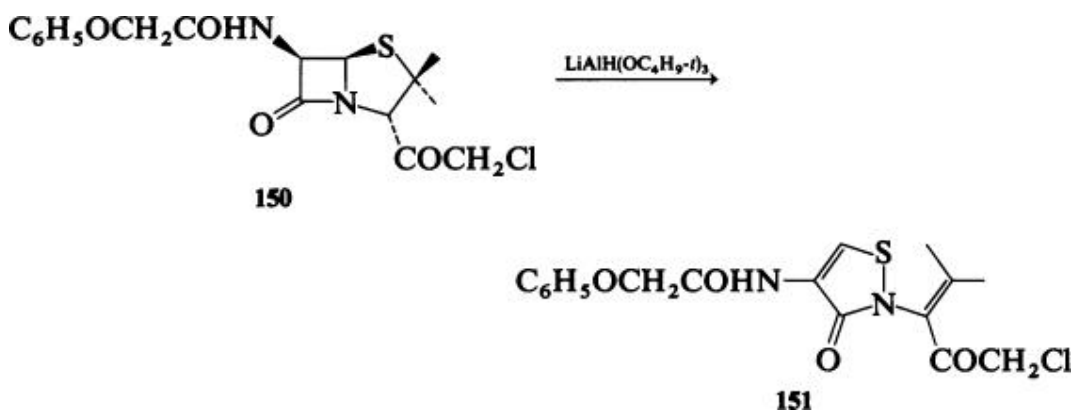


Reduction of 2-methylthio-3-methyl-4,5-dihydrothiazolium iodide by $\text{NaAlH}_2(\text{OCH}_2\text{CH}_2\text{OCH}_3)_2$ is temperature-dependent and gives either the expected 2-methylthio-3-methylthiazolidine or a mixture of

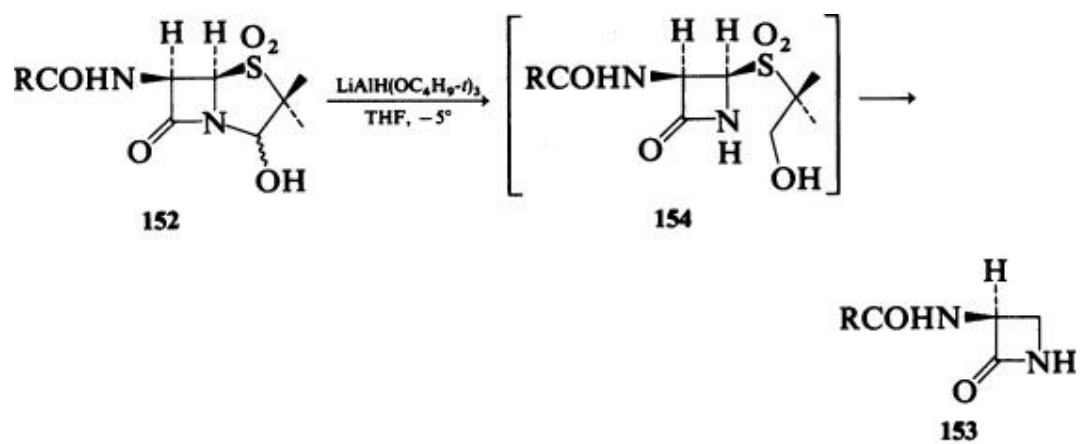
3-methylthiazolidine-2-thione (**148**) and 3-methylthiazolidine (**149**). The thione **148** is stable toward the hydride (**425**) (see also Refs. **100-102**).



The penam derivative **150** undergoes cleavage on reaction with $\text{LiAlH}(\text{OC}_4\text{H}_9\text{-}t)_3$ to yield the isothiazolone **151** as the major product. (**501**)



Treatment of the penam sulfone **152** with a large excess of $\text{LiAlH}(\text{OC}_4\text{H}_9\text{-}t)_3$ or KBH_4 leads to fission of the thiazolidine ring to form the 2-azetidinone **153** in 4 and 12% yields, respectively; KBH_4 in slight excess reduces the penam sulfone **152** almost quantitatively to the alcohol **154**, which is considered to be an intermediate in the transformation of **152** into the 2-azetidinone **153**. (**502**)



4. Reduction of Various Functional Groups with Selected Metal Alkoxyaluminum Hydrides and Complex Metal Hydrides

The reactions of selected metal alkoxyaluminum hydrides and complex metal hydrides with various functional organic groups are summarized in the following table. The symbol (+) indicates positive reaction and the symbol (–), very slow or insignificant reaction; the symbol (±) denotes positive or negative reaction, depending on the substrate structure and reaction conditions. When the literature lacks any information about the hydride reactivity the symbol 0 is used.

	SMEAH ^a	LTBA ^a	LTMA ^a	CALH ^b	NaBH ₄	LiAlH ₄
Haloalkanes or Haloarenes ® alkanes or arenes	±	–	±	±	–	±
Aldehydes ® alcohols	+	+	+	+	+	+
Ketones ® alcohols	+	+	+	+	+	+
Epoxides ® alcohols	± ^c	–	±	+	–	+
Carboxylic acids ® alcohols	+	–	+	+	–	+
Carboxylic acids ® aldehydes	+ ^d	+ ^{e, f}	0	0	–	+ ^e
Esters ® alcohols	+ ^g	– ^h	+	+	–	+
Esters ® aldehydes	+ ⁱ	+ ^j	0	0	–	–
Cyclic anhydrides ® diols	+	–	+	+	–	+
Cyclic anhydrides ® lactones and/or hydroxylactones	–	+	0	0	+	+
Lactones ® diols	+	±	+	+	–	+
Lactones ® lactols	+ ^k	±	–	0	–	–
Acyl chlorides ® alcohols	+	+	+	+	+	+
Acyl chlorides ® aldehydes	–	+ ^l	–	0	–	–
Nitriles ® amines	±	–	+	+	–	+
Nitriles ® aldehydes	+ ^m	–	–	0	–	–
Amides ® amines	±	–	+	+	–	+
Amides ® aldehydes	+ ⁿ	–	–	0	–	+ ⁿ

Lactams ® cyclic amines	±	–	0	+	–	+
Imides ® cyclic amines or other products	+ ^o	–	0	0	–	+
Imines ® amines	+	+	0	0	+	+
Azido compounds ® amines	+	–	0	0	–	+
Oximes ® amines or other products	±	–	0	+	–	+
Nitro compounds ® amines or other products	±	–	±	0	–	+
Urethanes ® substituted methylamines	+	–	0	+	–	+
Disulfides ® thiols	+	–	+	0	–	+
Sulfoxides ® sulfides	+	–	+	0	–	+
Sulfones ® sulfides	±	–	–	0	–	+
Alkanesulfonates ® alkanes or alcohols	+	–	+ ^p	0	–	+
Sulfonamides ® amines	+	–	0	0	–	+

^aAbbreviations used for the metal hydrides are listed in the “Tabular Survey” section on p. 334.

^bThe abbreviation CALH denotes calcium alkoxyaluminum hydrides.

^cNo reduction takes place at 0°.

^dThe acids are treated with γ-saccharin chloride and the resulting *N*-acylsaccharins are reduced at 0–5°.

^eThe acids are treated with 1,1ϕ-carbonyldiimidazole, and the resulting *N*-acylimidazoles are reduced with the hydride.

^fThe acids are treated with the reaction product from dimethylformamide and oxalyl chloride in the presence of pyridine, and the intermediates are reduced *in situ* at –70°.

^gNo reduction takes place at about –78°; *tert*-butyl and phenyl esters are generally stable toward the hydride at low temperatures.

^hThe reaction proceeds readily at 37–140°.

ⁱThe reaction proceeds at –40 to –70° or at 0 to –55° by using the hydride modified by *N*-methylhexahydropyrazine or morpholine.

^jPhenyl esters are used as the reactants.

^kEither the unmodified hydride at –70° or the hydride modified with ethanol, or pyridine, or 2-propanol is used at 0° to room temperature.

^lThe reaction is carried out at –78° to room temperature.

^mThe reaction is carried out at –15° to room temperature.

ⁿThe reduction of dimethylamides, *N*-methylanilides, or 1-acylaziridines is carried out at –15°, 0°, or room temperature.

^oReduction of *N*-substituted cyclic imides at –78° gives hydroxylactams.

^pThe reaction is carried out with the LTMA-CuI complex and gives predominantly alkanes.

5. Experimental Considerations

References to the preparation and properties of metal alkoxyaluminum hydrides, purification of solvents and chemicals, apparatus used for reductions, and the selection of reaction conditions are given in Ref. 1. Dry methanol, ethanol, and *tert*-butyl alcohol for the preparation of the corresponding metal alkoxyaluminum hydrides are obtained best by drying the alcohols with molecular sieves. (503)

An alternative method for preparing a standardized solution of $\text{LiAlH}(\text{OC}_4\text{H}_9\text{-}i)_3$ in bis(2-methoxyethyl) ether, useful for partial reductions of acyl chlorides, involves extraction of the commercial LiAlH_4 with diethyl ether in a Soxhlet apparatus, reaction of the ethereal solution of LiAlH_4 with 3 equivalents of dry *tert*-butyl alcohol, removal of diethyl ether in a stream of dry nitrogen, and dissolution of the alkoxyhydride in bis(2-methoxyethyl) ether. (504) Preparations of hydride reagents such as $\text{NaAlH}_2(\text{OCH}_2\text{CH}_2\text{OCH}_3)_2$ -copper(I) bromide—2-butanol, (113-115) $\text{NaAlH}_2(\text{OCH}_2\text{CH}_2\text{OCH}_3)_2$ -morpholine, (73, 293) $\text{NaAlH}_2(\text{OCH}_2\text{CH}_2\text{OCH}_3)_2$ -*N*-methylhexahydropyrazine, (73, 292) and $\text{NaAlH}_2(\text{OCH}_2\text{CH}_2\text{OCH}_3)_2$ -ethanol (73, 227) are described in detail in the “Experimental Procedures” section. The $\text{LiAlH}(\text{OCH}_3)_3$ -copper(I) iodide (2:1) reagent is prepared as follows. Concentrated (0.9–1.1 M) $\text{LiAlH}(\text{OCH}_3)_3$ (54.5 mmol) solution in tetrahydrofuran is added dropwise in an atmosphere of argon and under stirring to an ice-cooled suspension of copper(I) iodide (5.18 g, 27.2 mmol) in dry tetrahydrofuran (10 mL). The stirred suspension becomes gelatinous, and tetrahydrofuran is added in 5-mL portions to facilitate stirring. A total of 150 mL is usually required. After the addition is complete, the resulting dark-brown mixture is stirred at 0° for 30 minutes. The $\text{LiAlD}(\text{OCH}_3)_3$ -copper(I) iodide reagent is prepared from $\text{LiAlD}(\text{OCH}_3)_3$ and copper(I) iodide in a similar way. 472a,b

Calcium alkoxyaluminum hydrides are available either from commercial sources (505)[†] or can be prepared by partial alcoholysis of calcium aluminum hydride (162-164) and by reaction of sodium aluminum hydride with calcium chloride and alcohols. (163, 164) The preparation of $\text{Ca}[\text{AlH}_2(\text{OC}_3\text{H}_7\text{-}i)_2]_2 \cdot 2 \text{ THF}$ by an alternative route from sodium aluminum hydride, calcium chloride, sodium isopropoxide, and aluminum chloride is as follows. A solution of aluminum chloride (1.59 g, 11.9 mmol) in tetrahydrofuran (30 mL) is added slowly under nitrogen to a stirred suspension of sodium aluminum hydride (0.64 g, 11.9 mmol), powdered calcium chloride (1.98 g, 17.8 mmol), and sodium isopropoxide (3.90 g, 47.5 mmol) in dry tetrahydrofuran (65 mL). The mixture is stirred at room temperature for 1 hour and then under reflux for about 0.5 hour until the Ca:Al molar ratio in the solution is 0.48. The mixture is filtered under nitrogen and the filtrate is evaporated *in vacuo*. The resulting white solid is dried *in vacuo* (0.01 mm) at room temperature for 2 hours to give 4.9 g (85% yield) of product. For $\text{C}_{20}\text{H}_{48}\text{Al}_2\text{CaO}_6$ (478.6) calculated: Al 11.3 and Ca 8.4%; molar ratio $\text{H}_{\text{active}}:\text{Al} = 2.00$; found: Al 12.4 and Ca 8.8%; molar ratio $\text{H}_{\text{active}}:\text{Al} = 1.83$. (164)

6. Experimental Procedures

6.1.1.1. *dl*-9,9'-Spirobifluorene-2,2'-dimethanol [Reduction of a Dicarboxylic Acid to a Diol by $\text{NaAlH}_2(\text{OCH}_2\text{CH}_2\text{OCH}_3)_2$] (176)

A 70% solution of $\text{NaAlH}_2(\text{OCH}_2\text{CH}_2\text{OCH}_3)_2$ (10 g, 35 mmol) in benzene was added under nitrogen slowly and dropwise to a suspension of 2.0 g (5 mmol) of 9,9 ϕ -spirobifluorene-2,2 ϕ -dicarboxylic acid in 20 mL of benzene. After 2 hours of heating under reflux, the dicarboxylic acid dissolved in the reaction mixture. The mixture was cooled to 10°, decomposed by addition of water, acidified with concentrated hydrochloric acid, and extracted with chloroform. The organic phase was separated, washed with water, and dried over anhydrous magnesium sulfate, and the solvents were evaporated. Crystallization of the residue from benzene gave 1.57 g (84%) of product, mp 254–255°; IR (KBr): 3400, 1612, 1465, 1451, and 1031 cm^{-1} ; NMR (CDCl_3) δ : 1.99 (s, 2OH), 4.30 (s, 2 CH_2O), 6.57–7.82 (14 ArH); mass spectrum, m/z 376 (M^+).

6.1.1.2. 3-Phenylpropanal [Conversion of a Carboxylic Acid to an Aldehyde via Reduction of the Carboxymethyleniminium Chloride in situ by $\text{LiAlH}(\text{OC}_4\text{H}_9\text{-}t)_3$] (192)

Oxalyl chloride (0.5 mL) was added to a solution of *N,N*-dimethyl-formamide (1.5 g, 18 mmol) in dichloromethane (3 mL) at 0°. After this solution was stirred for 1 hour, the solvent was removed under reduced pressure. To the *N,N*-dimethylchloromethyleniminium chloride thus obtained as white powder was added acetonitrile (3 mL), dry tetrahydrofuran (5 mL), and then a solution of 3-phenylpropionic acid (0.30 g, 2 mmol) and pyridine (1.6 g, 19 mmol) in dry tetrahydrofuran (3 mL) at –30°, and the reaction mixture was stirred at this temperature for 1 hour. To the carboxymethyleniminium chloride thus formed was added under nitrogen a suspension of 10 mol% (0.038 g, 0.2 mmol) of copper(I) iodide in dry tetrahydrofuran and a tetrahydrofuran solution of $\text{LiAlH}(\text{OC}_4\text{H}_9\text{-}t)_3$ (2.6 mL of a 1.54 *M* solution, 4 mmol) at –78°. The mixture was stirred for 10 minutes, and the reaction was then quenched by addition of aqueous 2 *N* hydrochloric acid. The aqueous layer was extracted with diethyl ether, and the extract was washed with aqueous sodium bicarbonate and dried over anhydrous magnesium sulfate. The solvent was removed by evaporation; TLC of the residue on silica gel plates (eluted with hexane–diethyl ether, 3:2) gave 0.217 g (81% yield) of the product.

6.1.1.3. 3',4,5,5',6',7',8',8a'-Octahydro-2'-methylspiro[furan-3(2H),1 ϕ (2 ϕ H)-naphthalen]-5-ol [Partial Reduction of a Lactone to a Lactol (Hemiacetal) by the $\text{NaAlH}_2(\text{OCH}_2\text{CH}_2\text{OCH}_3)_2$ –ethanol Reagent] (73, 227)

To a solution of $\text{NaAlH}_2(\text{OCH}_2\text{CH}_2\text{OCH}_3)_2$ (50% solution in benzene) (2 mL, 5.1 mmol) in 2 mL of dry toluene stirred under nitrogen at 0° was added dropwise by means of a syringe a mixture of dry ethanol (0.18 mL, 3 mmol)

and dry toluene (1 mL). Part of this reagent solution (0.5 mL) was added to an ice-cooled solution of 3',5',6',7',8',8a ϕ -hexahydro-2 ϕ -methyl-(1 α ',2 α ',8a α ')spiro[furan-(3(2*H*),1'(2'*H*)-naphthalen]-5(4*H*)-one (25 mg, 0.114 mmol) in dry toluene (1 mL). After 1 hour a further amount of the reagent solution (1.5 mL) was added, the mixture was allowed to stand for 30 minutes, and the reaction was quenched by addition of water. Benzene extraction and column chromatography on silica gel gave 24 mg (96% yield) of the product, mp 141–143°, and 1 mg (~4% yield) of (1 α ',2 α ',8a α ')-1,2,3,5,6,7,8,8a-octahydro-1-hydroxymethyl-2-methyl-1-naphthaleneethanol as byproduct.

6.1.1.4. *tert*-Butyl

8-{3-Hydroxy-7-(2-tetrahydropyranyloxy)-2-oxa-6-bicyclo[3.3.0]octyl}-6-(2-tetrahydropyranyloxy)-7-octenoate [Reduction of a Lactone Ester to a Lactol (Hemiacetal) Ester by NaAlH₂(OCH₂CH₂OCH₃)₂] (230)

To a solution of 47.8 g (91.0 mmol) of *tert*-butyl 6-(2-tetrahydropyranyloxy)-8-{3-oxo-7-(2-tetrahydropyranyloxy)-2-oxa-6-bicyclo[3.3.0]octyl}-7-octenoate in 1 L of dry toluene was added dropwise under argon 116 mL (415 mmol) of a 70% solution of NaAlH₂(OCH₂CH₂OCH₃)₂ in toluene at –70°. The mixture was stirred at this temperature for 6 hours and then decomposed with a mixture of 400 mL of methanol and 400 mL of water at –70°. The resulting mixture was diluted at 20° with 400 mL of toluene and 1.2 L of a saturated sodium chloride solution and extracted with ethyl acetate. The extract was washed with a saturated sodium chloride solution and dried over anhydrous sodium sulfate. Evaporation of the solvents under reduced pressure gave 48.19 g (~100% yield) of the product; NMR (CDCl₃) δ : 5.27–5.70 (m, 2*H*, CH = CH), 4.50–4.74 (m, 2*H*, OCHO), 1.43 [s, 9*H*, C(CH₃)₃]; IR (film): 3370 (OH), 1730 (CO₂C₄H₉-*t*), and 980 (CH = CH) cm^{–1}.

6.1.1.5. (*S*)-(+)-2,3,6-Trimethyl-5-(2,2,4-trimethyl-1,3-dioxolane-4-ethyl)phenol [Hydrogenolysis of an Aromatic Ester Group to a Methyl Group by NaAlH₂-(OCH₂CH₂OCH₃)₂] (240)

A solution of 1.02 g (2.79 mmol) of dimethyl (*S*)-(+)-2-hydroxy-6-methyl-4-(2,2,4-trimethyl-1,3-dioxolane-4-ethyl)-1,3-benzenedicarboxylate in 5 mL of xylene was added under argon dropwise over a 5-minute period to a stirred solution of 6 mL (2.17 mmol) of NaAlH₂(OCH₂CH₂OCH₃)₂ (70% solution in benzene) in 5 mL of xylene. The resulting solution was stirred and refluxed for 3.75 hours and then cooled to 10°, at which point a solution of 1.16 mL of concentrated sulfuric acid in 5 mL of water was cautiously added dropwise. The resulting slurry was diluted with 23 mL of methanol and refluxed with stirring for 10 minutes. After cooling, the slurry was filtered and the granular solid was washed successively with methanol and ether. The filtrates and washings were combined and concentrated *in vacuo*. The residue was taken up in ether, and the solution was washed with saturated brine, dried over anhydrous magnesium sulfate, and filtered. Evaporation of the solvent gave

769 mg of a yellow oil that was chromatographed on EM silica gel 60 (0.063–0.2 mm; 30 g). Elution with 4:1, 2:1, and 1:1 hexane–diethyl ether afforded 640 mg (83% yield) of the product as a colorless oil that crystallized. A portion of this material was recrystallized from hexane, giving a colorless solid, mp 60–62°, $[\alpha]_D^{25} + 5.00^\circ$ (c 2.0, CHCl₃); IR (CHCl₃): 3610 cm⁻¹ (OH); NMR (CDCl₃) δ : 6.55 (s, 1H, ArH), 4.80 (br s, 1H, OH), 3.78 (m, 2H, CH₂O), 2.19, 2.15, 2.10 (3 s, 9H, ArCH₃), 1.41 [s, 6H, C(CH₃)₂], and 1.35 (s, 3H, CH₃); UV (95% C₂H₅OH) nm max (ϵ): 274 (955), 281 (985), and sh 223 (9500).

6.1.1.6. 4-Fluoro-3,5-dimethoxybenzaldehyde [Partial Reduction of an Aromatic Ester to an Aldehyde by the NaAlH₂(OCH₂CH₂OCH₃)₂–N-Methylhexahydropyrazine Reagent] (292)
 N-Methylhexahydropyrazine (10.9 mL, 98 mmol) dissolved in 48 mL of toluene was added under nitrogen at 0° to a solution of NaAlH₂(OCH₂CH₂OCH₃)₂ (25.6 g, 89 mmol) in toluene (ca. 70% solution). This reagent was added dropwise with stirring to a solution of 4.1 g (19 mmol) of methyl 4-fluoro-3,5-dimethoxybenzoate in 90 mL of toluene at 0 to –5°. The mixture was stirred for an additional 30 minutes, cooled to –10°, and 20 mL of water was added. The precipitate was removed by filtration and washed with toluene. The combined filtrate and washings were washed with 1 N hydrochloric acid followed by water, dried, and evaporated. Crystallization of the residue from heptane gave 3.3 g (91% yield) of the pure product, mp 97–98°; IR (KBr): 2860, 1700, 1616, 1241, and 1133 cm⁻¹; NMR (CDCl₃) δ : 9.95 (s, 1H), 7.18 (d, J_{HF} = 12.2 Hz), and 3.97 (s, 6H).

6.1.1.7. dl-4-Tetrahydropyranyloxy-1-cyclohexene methanol [Reduction of an α , β -Unsaturated Ester to an Allylic Alcohol by LiAlH₄(OC₂H₅)] (276)
 To a stirred suspension of 4.56 g (0.120 mol) of LiAlH₄ in 250 mL of dry diethyl ether was added 5.52 g (0.120 mol) of dry ethanol, the mixture was cooled to 0°, 20.1 g (83.6 mmol) of methyl dl-4-tetrahydropyranyloxy-1-cyclohexene-1-carboxylate was added, and the mixture was stirred at this temperature for 1 hour. After additional stirring at 25° for 2 hours, the mixture was decomposed by addition of 23 mL of 1 N sodium hydroxide and worked up to give 17.2 g (97% yield) of an oily product showing no C = O absorption near 1700 cm⁻¹ in the IR spectrum.

6.1.1.8. 3-Ethyl-7,11-dimethyl-2-trans,6-trans,10-dodecatrien-1-ol [Reduction of an α , β -Unsaturated Ester to an Allylic Alcohol by NaAlH₂(OCH₂CH₂OCH₃)₂] (506)
 A solution of NaAlH₂(OCH₂CH₂OCH₃)₂ in benzene (3.58 M, 0.691 mL, 2.47 mmol) was added under nitrogen to a stirred solution of ethyl 3-ethyl-7,11-dimethyl-2-trans,6-trans,10-dodecatrienoate (627 mg, 2.25 mmol) in 5 mL of dry diethyl ether at 0°. The mixture was allowed to warm to room temperature and was stirred for 2.5 hours. Water was added to the mixture at

0° until precipitation occurred, and the precipitate was removed by filtration. The solvent was evaporated; bulb-to-bulb distillation of the residue gave 501 mg (94% yield) of the pure product; NMR (CDCl₃) δ : 0.99 (t, J = 7.5 Hz, 3H, CH₂CH₃), 1.58 and 1.69 (2 s, 9H, allyl CH₃), 1.83–2.35 (m, 10H, allyl CH₂), 2.39 (s, 1H, exchanged by D₂O, OH), 4.15 (d, J = 7 Hz, 2H, CH₂O), 5.15 (br s, 2H, vinyl H), and 5.40 (t, J = 7 Hz, 1H, C-2 vinyl H); IR (film): 3310 and 1675 cm⁻¹; mass spectrum, m/z 237 (MH⁺).

6.1.1.9. *trans*-7-Methyl-2-phenyl-3,5,6-octatrien-2-ol [Reduction of a 4,5-Alkadien-2-yn-1-yl Acetate to a *trans*-2,4,5-Alkatrien-1-ol by LiAlH₃(OCH₃)] (507)

To a 0.67 M solution of LiAlH₄ (20 mL, 13.4 mmol) in dry tetrahydrofuran stirred under argon was added slowly via syringe 0.43 g (13.4 mmol) of dry methanol at 0°. After additional stirring for 15 minutes, a solution of 2.54 g (10 mmol) of 7-methyl-2-phenyl-5,6-octadien-3-yn-2-yl acetate in 2.5 mL of dry tetrahydrofuran was added to the reagent, and the mixture was heated to 70° for 2 hours. The resulting mixture was cooled to 0°, decomposed by addition of a solution of tetrahydrofuran in water (1:1), and the precipitate was removed by filtration. The product (1.71 g, 80%) was obtained by column chromatography on silica gel by using petroleum ether–diethyl ether (90:10) as the eluent; IR: 1950 (C = C = C), 3040–3020 (= CH), 1640 (C = C), 990–970 (*trans* CH = CH), and 850 (= C – H) cm⁻¹; NMR δ : 1.55 (s, 3H), 1.66 (d, J = 3 Hz, 6H), 5.4–6.2 (m, 3H), and 7.25 (m, 5H).

6.1.1.10. Methyl 3-(3,4,5-Trimethoxyphenyl)propionate [Reduction of an α , β -Unsaturated Ester to a Saturated Ester by the NaAlH₂(OCH₂CH₂OCH₃)₂-Copper(I) Bromide–2-Butanol Reagent] (114)

A solution of NaAlH₂(OCH₂CH₂OCH₃)₂ in benzene (11.2 mL, 40 mmol) was added dropwise to a suspension of copper(I) bromide (5.70 g, 40 mmol) in tetrahydrofuran (75 mL) maintained at –5 to 0° (bath temperature) under argon. After 30 minutes at 0°, the mixture was cooled to –78° and 2-butanol (8.0 mL, 90 mmol) was added rapidly. Within 10 minutes, a solution of methyl 3, 4, 5-trimethoxycinnamate (1.26 g, 5.0 mmol) in tetrahydrofuran (10 mL) was added rapidly. The reaction mixture was stirred at –78° for 15 minutes and at –20° for 2 hours. Then 10 mL of water was added and the mixture was poured into a saturated aqueous ammonium chloride solution. The organic layer was washed with water and concentrated by rotary evaporation. Distillation of the residue in a shortpath still gave 1.23 g (97% yield) of the pure product as a colorless liquid; IR (neat) 1740 cm⁻¹; NMR (CDCl₃) δ : 6.42 (s, 2H, ArH), 3.80 (s, 9H, OCH₃), and 2.4–3.1 (m, 4H, CH₂CH₂); mass spectrum, m/z: M⁺ calculated for C₁₃H₁₈O₅, 254.1167; found, 254.1154.

6.1.1.11. 4-Methyl-4H-1,4-benzoxazine-2-carboxaldehyde [Partial Reduction of an α , β -Unsaturated Ester to an α , β -Unsaturated Aldehyde by the NaAlH₂-(OCH₂CH₂OCH₃)₂-Morpholine Reagent] (293)

A 70% toluene solution (3.2 mL) of $\text{NaAlH}_2(\text{OCH}_2\text{CH}_2\text{OCH}_3)_2$ (11 mmol) was diluted with 4.8 mL of dry toluene, and to this solution was added dropwise under nitrogen 1.07 g (12 mmol) of morpholine in 6 mL of dry toluene at 0°; 4.6 mL of this reagent was added dropwise in an atmosphere of nitrogen to a solution of 103 mg (0.5 mmol) of methyl 4-methyl-4*H*-1, 4-benzoxazine-2-carboxylate in 6 mL of dry toluene at -40°, and the mixture was stirred at this temperature for an additional 20 minutes. The reaction mixture was decomposed by addition of water and extracted with toluene. The organic layer was separated, the solvents were evaporated under reduced pressure, and the oily residue was subjected to preparative TLC on silica gel 60 F₂₅₄ (Merck, 20 cm × 20 cm × 2 mm). Elution with benzene–ethyl acetate (1:9) gave 83 mg (95% yield) of product (R_f = 0.20) as yellow crystals, mp 142–144° (ethyl acetate); IR (KBr): 1670 (C = O), 1640 (C = C), 1590, and 1500 cm^{-1} ; NMR (CDCl_3) δ : 2.98 (s, 3*H*, NCH_3), 6.11 (s, 1*H*, CH), 6.28–6.50 (m, 1*H*, Ar*H*), 6.58–6.85 (m, 3*H*, Ar*H*), and 8.46 (s, 1*H*, HC = O); mass spectrum, m/z (relative intensity): 175 (M^+ , 100), 160 (24), and 146 (72).

6.1.1.12. Methyl 8-Oxo-octanoate [Partial Reduction of an Acyl Chloride Ester to an Aldehyde Ester by $\text{LiAlH}(\text{OC}_4\text{H}_9\text{-}t)_3$] (300)

To a stirred suspension of 0.86 g (22.7 mmol) of LiAlH_4 in 20 mL of bis(2-methoxyethyl) ether cooled to 5–10° was added under nitrogen dropwise 5 mL of *tert*-butyl alcohol. When the hydrogen evolution ceased, the solution of $\text{LiAlH}(\text{OC}_4\text{H}_9\text{-}t)_3$ was stirred for an additional 30–60 minutes and transferred under nitrogen into a dropping funnel. It was then added dropwise under nitrogen during 1 hour to a stirred solution of 5.0 g (24.2 mmol) of methyl 7-chloroformylheptanoate in 20–30 mL of bis(2-methoxyethyl) ether maintained at -78° (acetone-dry ice bath). The reaction mixture was stirred at the same temperature for an additional 60 minutes and allowed to warm to 20°. About 50 g of ice and 1 mL of concentrated hydrochloric acid were added and the mixture was extracted with diethyl ether. The ether solution was washed several times with water and the organic phase was dried over anhydrous sodium sulfate. Evaporation of solvents (12 mm) at 30–40° (water bath temperature) left 4 g (96% yield) of the crude product as a yellowish liquid. Kugelrohr distillation (0.2 mm) at 80° (air bath temperature) afforded the analytically pure product (single peak in GLC on SE-30, 140°); IR (film): 2710 (CHO), 1720–1740 ($\text{CO}_2\text{CH}_3 + \text{HCO}$), and 1200–1150 (CO_2CH_3) cm^{-1} ; mass spectrum, m/z (relative intensity): 172 (M^+), 141 (21), 129 (45), 97 (68), 87 (95), and 74 (100); 2, 4-dinitrophenylhydrazone, mp 81–83°.

6.1.1.13. Benzaldehyde- d_1 [Conversion of an Acyl Chloride to an Aldehyde- d_1 by Reduction with LiAlD_4] (308)

To a well-stirred suspension of LiAlD_4 (2.52 g, 60 mmol) in dry diethyl ether (150 mL) a solution of freshly distilled dry *tert*-butyl alcohol (13.83 g, 189 mmol) in dry diethyl ether (60 mL) was added at such a rate as to maintain a gentle reflux. The mixture was stirred for an additional 15 minutes at room

temperature and the solvent and excess *tert*-butyl alcohol were then removed, affording 13.1 g (86% yield) of $\text{LiAlD}(\text{OC}_4\text{H}_9\text{-}t)_3$. A slurry of the hydride (13.1 g, 51.4 mmol) in tetrahydrofuran (50 mL) was added to a well-stirred solution of benzoyl chloride (6.85 g, 48.7 mmol) in dry tetrahydrofuran (21 mL) maintained at -78° . The mixture was stirred at this temperature for 1 hour and brought to room temperature by removing the acetone–dry ice bath. The mixture was then poured onto crushed ice (100 g), and the product was extracted several times with diethyl ether. Diethyl ether and tetrahydrofuran were removed by evaporation *in vacuo*, and the residue was redissolved in diethyl ether (100 mL) and washed twice with water (60 mL) to remove any trace of tetrahydrofuran. The ethereal solution was dried over anhydrous magnesium sulfate, filtered, and evaporated to dryness, yielding 5.1 g of the crude product. This was purified by conversion into the bisulfite addition compound with 40% sodium bisulfite solution. The solid was filtered, washed with diethyl ether, and reconverted to the product with 10% sodium bicarbonate solution. Extraction with diethyl ether, drying over anhydrous magnesium sulfate, filtration, and removal of the solvent afforded 3.9 g (74% yield) of the pure product as a colorless liquid; IR (neat): 2100, 2500 (both C — D stretching), and 1680 (C = O) cm^{-1} ; NMR δ 7.42–7.92 (m, 5H, ArH).

6.1.1.14. 2-Methyl-3-*n*-propylhexanenitrile [Selective Reduction of an α , β -Unsaturated Nitrile to a Saturated Nitrile by the

$\text{NaAlH}_2(\text{OCH}_2\text{CH}_2\text{OCH}_3)_2$ -Copper(I) Bromide–2-Butanol Reagent] (115)

To 1.86 g (13.0 mmol) of copper(I) bromide in dry tetrahydrofuran (10 mL) cooled to 0° was added under nitrogen 7.4 mL (26.0 mmol) of $\text{NaAlH}_2(\text{OCH}_2\text{CH}_2\text{OCH}_3)_2$ (3.5 M solution in benzene). The resulting dark solution was stirred at 0° for 30 minutes and cooled to -78° . 2-Butanol (2.3 mL, 26.0 mmol) was cautiously introduced via syringe, followed by a solution of 2-methyl-3-*n*-propyl-2-hexenenitrile (0.197 g, 1.3 mmol) in dry tetrahydrofuran (5 mL). After 2 hours at -78° , the reaction mixture was maintained at room temperature for 4 hours, and 6 mL of a saturated solution of ammonium chloride was added. The mixture was extracted with dichloromethane, the organic phase was separated, dried, and filtered; and the solvents were evaporated. The residue was purified by column chromatography on silica gel (elution with diethyl ether–hexane, 1:1), which afforded 0.166 g (83% yield) of the pure product; IR (neat): 2960, 2870, 2220, 1455, and 1380 cm^{-1} ; NMR (CDCl_3) δ : 1.50–1.10 (m, 13H) and 0.90 (m, 6H); mass spectrum, *m/z* 153.1517 (calculated), 153.1522 (observed).

6.1.1.15. 1-Methyl-1-isochromanecarboxaldehyde [Partial Reduction of a Nitrile to an Aldehyde by $\text{NaAlH}_2(\text{OCH}_2\text{CH}_2\text{OCH}_3)_2$] (328)

To a solution of 3.4 g (20 mmol) of 1-methyl-1-isochromanecarbonitrile in 50 mL of dry tetrahydrofuran was added at -15° under nitrogen 4.04 g (20 mmol) of $\text{NaAlH}_2(\text{OCH}_2\text{CH}_2\text{OCH}_3)_2$ as a 70% solution in toluene. The mixture was stirred at this temperature for 1 hour and then at room

temperature for 1 hour. The resulting mixture was cooled to 0° and added to a dilute sulfuric acid solution. The organic layer was separated and the aqueous layer was extracted with diethyl ether. The combined organic phase was washed with sodium bicarbonate solution and brine, dried over anhydrous magnesium sulfate, and concentrated. Distillation of the oily residue *in vacuo* gave 2.8 g (80% yield) of the product, bp 56–58° (air-bath temperature) (0.01 mm); NMR (CDCl₃) δ : 1.52 (s, CH₃), 2.6–2.9 (m, CH₂), 3.8–4.2 (m, OCH₂), 7.1 (m, 4H, ArH), and 9.56 (s, OCH).

6.1.1.16. 2-(2-Methoxyphenylthio)benzaldehyde [Partial Reduction of an Aromatic Dimethylamide to an Aldehyde by LiAlH(OC₂H₅)₃] (511)

To a stirred suspension of 6.0 g (0.158 mol) of LiAlH₄ in 100 mL of dry diethyl ether was added dropwise during 30 minutes 3.9 g (0.044 mol) of ethyl acetate at 0–7°. The mixture was stirred for an additional 30 minutes, and over 5 minutes a solution of 30.2 g (0.105 mol) of *N*, *N*-dimethyl-2-(2-methoxyphenylthio)benzamide in a mixture of 150 mL of dry tetrahydrofuran and 100 mL of dry diethyl ether was added at –10 to 0°. The reaction mixture was stirred for 6 hours, allowed to stand overnight at room temperature, and decomposed with a 30% solution of sulfuric acid (100 mL). The mixture was filtered and the organic layer of the filtrate was separated, dried over anhydrous magnesium sulfate, and evaporated to give 22.8 g (89% yield) of the crude product; crystallization from ethanol afforded pure product, mp 107.5–109.5°; UV nm (log ε): 233 (4.23), 340 (3.49), 271 (inflection, 3.85), and 284 (3.74); IR (Nujol): 762, 1028, 1253, 1280, 1469, 1480, 1561, 1590, 1681, 1700, 2765, 3020, and 3065 cm^{–1}; NMR (CHCl₃, CFCl₃) δ : 10.35 (s, 1H, CHO), 7.80 (m, 1H, H₆ of benzaldehyde), 6.80–7.50 (m, 7H, remaining ArH), and 3.76 (s, 3H, OCH₃).

6.1.1.17. (+)-2-Methyl-3-phenyl-(2*R*,3*S*)-epoxypropanal [Partial Reduction of an Epoxyamide to an Epoxyaldehyde by NaAlH₂(OCH₂CH₂OCH₃)₂] (103)

A solution of NaAlH₂(OCH₂CH₂OCH₃)₂ (70% in benzene) (9.16 mL, 32.7 mmol) in dry diethyl ether (9.2 mL) was added under argon dropwise over 5 minutes to a solution of methyl *N*-[2-methyl-3-phenyl-(2*R*, 3*S*)-epoxypropionyl]prolinate (4.30 g, 14.9 mmol) in dry diethyl ether (130 mL) at 0°. After stirring at this temperature for 1 hour, the reaction was quenched by addition of a saturated solution of ammonium chloride (34 mL). The resulting mixture was stirred at 0° for 30 minutes, filtered through a pad of Celite, and diluted with diethyl ether. The ether solution was washed successively with 20% ammonium chloride solution and saturated sodium chloride solution. Filtration and evaporation of solvents gave the crude product as a brown oil, which was purified by column chromatography on silica gel, using diethyl ether as the eluent, to give 1.73 g (72% yield) of the product as a pale brown oil, [α]_D²⁰ +167° (c = 1.01, CHCl₃).

Distillation *in vacuo* afforded the pure product as a colorless oil, bp 75–82°

(0.9 mm), $[\alpha]_D^{20} + 182^\circ$ ($c = 2.00$, CHCl_3), with an optical purity of 98%; IR (CHCl_3): 1730 (CHO), 890 and 850 (epoxide group) cm^{-1} ; NMR (CDCl_3) δ : 1.22 (s, 3H, CH_3), 4.27 (s, 1H, CH), 7.30 (s, 5H, C_6H_5), and 9.00 (s, 1H, CHO); mass spectrum, m/z 162 (M^+), 145, and 133.

6.1.1.18. dl-N-(2,2-Diphenyl-1-methylcyclopropyl)formamide [Reduction of an Isocyanate to a Formamide by $\text{LiAlH}(\text{OC}_4\text{H}_9\text{-}t)_3$] (398)

dl-2, 2-Diphenyl-1-methylcyclopropyl-1-isocyanate (16.6 g, 0.066 mol) dissolved in 100 mL of dry tetrahydrofuran was added during 3 hours to a solution of 25 g (0.1 mol) of $\text{LiAlH}(\text{OC}_4\text{H}_9\text{-}t)_3$ in 150 mL of dry tetrahydrofuran at -15° . After 2 hours of additional stirring, 50 mL of 50% formic acid was added with fast mechanical stirring at the same temperature. The mixture was taken up in diethyl ether, washed with dilute hydrochloric acid and saturated sodium carbonate solution, and dried over anhydrous magnesium sulfate. Evaporation of the solvents gave 17 g of the crude product, which was crystallized from chloroform–hexane to give 14.2 g (85% yield) of the product, mp $114.0\text{--}114.5^\circ$. Recrystallization from chloroform–hexane gave the pure product, mp $115.5\text{--}116.5^\circ$; IR (CCl_4): 3415 (w, d), 2750 (w), 1704 (s), and 1215 cm^{-1} ; NMR δ : 1.41 (s, 3H, CH_3), 1.3–1.9 (m, 2H, CH_2), 5.95 (br s, 1H, NH), 7.1–7.7 (m, 10H, ArH), and 7.82 (1H, CHO).

6.1.1.19. 8-Chloro-10-(4-methylhexahydropyrazino)-10,11-dihydrodibenzo[b,f]thiepin [Reduction of a Heterocyclic N-Carbalkoxy Derivative (Urethane) to a Heterocyclic N-Methyl Base by $\text{NaAlH}_2(\text{OCH}_2\text{CH}_2\text{OCH}_3)_2$] (512)

A solution of $\text{NaAlH}_2(\text{OCH}_2\text{CH}_2\text{OCH}_3)_2$ (47 mmol) in benzene (15 mL) was added dropwise to a solution of 9 g (14.9 mmol) of 8-chloro-10-(4-ethoxycarbonylhexahydropyrazino)-10,11-dihydrodibenzo[b,f]thiepin in 60 mL of dry benzene and the mixture was heated to 60° for 5 hours. After cooling, 18 mL of water was added dropwise and the mixture was allowed to stand overnight. The organic phase was washed with 15% sodium hydroxide solution and water, dried over potassium carbonate, and evaporated. Crystallization of the residue from ethanol gave 4.80 g (92% yield) of the product, mp $99\text{--}100^\circ$.

6.1.1.20. 4-Hydroxy-4-(6-methoxy-2-naphthalenyl)-1,2-pentadiene [Reduction of an Acetylenic Quaternary Amino Alcohol to an α -Allenic Alcohol by $\text{NaAlH}_2(\text{OCH}_2\text{CH}_2\text{OCH}_3)_2$] 424

A solution of $\text{NaAlH}_2(\text{OCH}_2\text{CH}_2\text{OCH}_3)_2$ (265 g, 1.32 mol) in dry tetrahydrofuran (2900 mL) was added to a stirred suspension of 4-hydroxy-4-(6-methoxy-2-naphthalenyl)-1-trimethylamino-2-pentyne iodide (281 g, 0.66 mol) in dry tetrahydrofuran (1900 mL) at $20\text{--}30^\circ$ over a period of 30 minutes. Stirring was continued for 2 hours at 25° , and 2 N aqueous sodium hydroxide (1100 mL) was added with external cooling, whereupon two phases separated. From the upper layer, most of the tetrahydrofuran was removed by

evaporation under reduced pressure. The lower layer was extracted with three 700-mL portions of benzene, and the benzene extracts were combined with the residue from the upper layer. This mixture was washed with three 250-mL portions of water, dried over anhydrous sodium sulfate, and evaporated *in vacuo* to give 134 g (84% yield) of the pure product as a slowly crystallizing oil, mp 52–54°.

6.1.1.21. *Methyl 1-Ethyl-1,2,3,4,6,7,12,12b-octahydro- α -methylthioindolo [2,3-a]quinolizine-1-propanoate [Stereoselective Reduction of an Ester of a Heterocyclic Iminium Salt to an Ester of a Saturated Base by $\text{LiAlH}(\text{OC}_4\text{H}_9\text{-t})_3$] (430, 431)*

To a solution of

1-ethyl-2,3,4,6,7,12-hexahydro-1-[3-methoxy-2-(methylthio)-3-oxopropyl]-1*H*-indolo [2,3-*a*] quinolizin-5-ium perchlorate (0.328 g, 0.68 mmol) in 1.5 mL of dry tetrahydrofuran was added under nitrogen a solution of 0.535 g (2.11 mmol) of $\text{LiAlH}(\text{OC}_4\text{H}_9\text{-t})_3$ in 2.5 mL of dry tetrahydrofuran at 4°. The mixture was stirred at 22° for 3 hours, and the reaction was quenched by adding a mixture of a saturated sodium sulfate solution and dichloromethane. The organic layer was separated, dried by filtration through anhydrous magnesium sulfate, and then evaporated to dryness under reduced pressure. Column chromatography on alumina (Brinkmann, activity grade II, 2 g, eluted with diethyl ether–chloroform 1:1) gave 0.259 g (98.5% yield) of the crystalline product, mp 101–103°; IR (CHCl_3): 3500 (m), 2940 (s), 1725 (s), 1460 (m), and 1155 (s) cm^{-1} ; NMR (CDCl_3) δ : 1.08 (dt, 3*H*), 1.66 (m, 6*H*), 1.95 (s, 3*H*), 2.80 (m, 9*H*), 3.58 (s, 3*H*), 3.60 (m, 1*H*), 7.20 (m, 4*H*), and 7.71 (br s, 1*H*); mass spectrum, m/z 386.

6.1.1.22. *Methyl 1,2-Dihydro-4-chloro-6-methoxyquinoline-1-carboxylate [Conversion of a Quinoline to an *N*-Carbalkoxy-1,2-dihydroquinoline via Reduction of a Quinoline *N*-Borane by $\text{NaAlH}_2(\text{OCH}_2\text{CH}_2\text{OCH}_3)_2$] (445)*

To 0.194 g (1 mmol) of 4-chloro-6-methoxyquinoline in 20 mL of dry tetrahydrofuran was added 1 mL of 1.0 *M* borane-tetrahydrofuran complex (1 mmol) in tetrahydrofuran at –78°. After 30 minutes, 0.57 mL (2 mmol) of $\text{NaAlH}_2(\text{OCH}_2\text{CH}_2\text{OCH}_3)_2$ (3.5 *M* in benzene) diluted with 2 mL of dry tetrahydrofuran was added. The resulting deep yellow reaction mixture was stirred at –78° for 30 minutes. Methyl chloroformate (1.14 g, 12 mmol) was then added all at once, and the dry-ice bath was removed. After 18 hours at room temperature, the pale-yellow reaction mixture was cooled to 0° and 2 mL of water was added. The solvent was decanted from the aluminum salts into a separatory funnel containing 100 mL of water, and the product was extracted with three 20-mL portions of dichloromethane. The combined extracts were dried over anhydrous sodium sulfate and evaporated. The crude product was dissolved in 5 mL of dichloromethane and filtered through a small plug of silica gel to remove aluminum salts carried into the organic layer during extraction. The dichloromethane was removed by evaporation, and residual solvent as well as volatile carbonates were removed under reduced pressure (0.1 mm,

room temperature, 12 hours). Bulb-to-bulb distillation of the crude material at 145–150° (0.1 mm) gave 0.225 g (88% yield) of the pure product as a pale-yellow oil; IR (neat) (major bands): 761, 873, 1035, 1056, 1136, 1164, 1192, 1230, 1249, 1266, 1285, 1344, 1381, 1449, 1493, 1571, 1607, and 1719 cm^{-1} ; NMR (CDCl_3) δ : 3.77 (s, 3H, C-6 OCH_3), 3.81 (s, 3H, CO_2CH_3), 4.41 (d, J = 4.8 Hz, 2H, C-2 H), 6.15 (t, J = 4.8 Hz, C-3 H), 6.83 (dd, J = 2.8 and 9.0 Hz, 1H, C-7 H), 7.12 (d, J = 2.8 Hz, 1H, C-5 H), and 7.47 (d, J = 9.0 Hz, C-8 H).

6.1.1.23. *1,3 α -Dimethyl-2 β -cyano-4 α -(3-methoxyphenyl)piperidine [Conversion of a Lactam to a Cyano-Substituted Base via Reduction by $\text{LiAlH}_2(\text{OC}_2\text{H}_5)_2$ and Cyanation] (327)*

A solution of 3.0 g (12.8 mmol) of *cis*-1,3-dimethyl-4-(3-methoxyphenyl)-2-piperidone in dry diethyl ether (34 mL) was cooled in an ice bath and treated with 1.33 M $\text{LiAlH}_2(\text{OC}_2\text{H}_5)_2$ in diethyl ether (10.0 mL, 13.3 mmol) over 3 minutes. The resulting suspension was pipetted during 10 minutes into a vigorously stirred, cooled (ice bath) solution of 8.30 g (128 mmol) of potassium cyanide in 1.5 M sulfuric acid (112 mL). The mixture was allowed to warm to room temperature over 14 hours, degassed for 30 minutes with nitrogen, poured into 3.75 M aqueous sodium hydroxide (100 mL), and extracted with three 75-mL portions of chloroform. The combined organic extracts were dried and evaporated to afford 3.12 g (~100% yield) of the product, mp 77–78° after recrystallization from dichloromethane–hexane; NMR (CDCl_3) δ : 7.16 (m, 1H), 6.71 (m, 3H), 3.80 (s, 3H), 3.72 (m, 1H), 1.4–3.3 (m, 6H), 2.40 (s, 3H), 0.93 (d, J = 7 Hz), 3H).

6.1.1.24. *(S)-(+)-2,3-Decadiene [Reduction of a Chiral Propargyl Mesylate to a Chiral Allene by $\text{LiAlH}(\text{OCH}_3)_3$] (486)*

A solution of 2.32 g (10 mmol) of (S)-(-)-3-decyn-2-yl methanesulfonate in 10 mL of dry tetrahydrofuran was added under nitrogen to a stirred solution of 3.84 g (30 mmol) of $\text{LiAlH}(\text{OCH}_3)_3$ in 50 mL of dry tetrahydrofuran at –20°. The reaction was followed by GLC, and after stirring at this temperature for 48 hours, the mixture was decomposed by addition of aqueous ammonium chloride solution. The resulting mixture was extracted with light petroleum and the extract was subjected to primary purification on a silica gel column, using light petroleum as the eluent. The solution was concentrated, and preparative GLC of the residue on a 6-m 20% Carbowax 20 M column gave 1.09 g (79% yield) of the product, $[\alpha]_D^{25} + 52.9^\circ$ (c 2.0, CH_3OH) (73% e.e.); 3-decyne (0.21 g, 15% yield) was obtained as byproduct. The ratio of retention times for the alkadiene and alkyne at 170° was 1:1.16.

6.1.1.25. *Di-n-butyl Sulfide [Reduction of a Sulfoxide to a Sulfide by $\text{NaAlH}_2(\text{OCH}_2\text{CH}_2\text{OCH}_3)_2$] 457*

A solution of $\text{NaAlH}_2(\text{OCH}_2\text{CH}_2\text{OCH}_3)_2$ (4.3 mL) in benzene (3.46 M) was

added slowly under stirring and in an atmosphere of nitrogen to 1.62 g (10 mmol) of di-*n*-butyl sulfoxide in 10 mL of dry benzene. The resulting mixture was stirred under reflux for 30 minutes, cooled, and poured into 1 *N* hydrochloric acid. The organic layer was separated and the aqueous phase was extracted with 25 mL of chloroform. The combined organic layer and extracts were dried over anhydrous magnesium sulfate and evaporated to dryness. Distillation of the residue (single spot in TLC) under normal pressure gave 1.43 g (98% yield) of the product, bp 183–186° (760 mm).

7. Tabular Survey

Hydride reductions of carboxylic acids and their derivatives, nitrogen compounds, and sulfur compounds are grouped in Tables I–XXXI and follow the discussion in the “Scope and Limitations” section. Polyfunctional compounds in which more than one group is reduced by a hydride can be found in tables pertaining to reduction of each specific functional group. Steroids, carbohydrates, and organometallic compounds containing the functionalities covered in this chapter are not included in the tabular survey. Because of the lack of experimental material, reductions of imidoyl chlorides; *N*-alkylidene-sulfinamides; isothiocyanates; azo, azoxy, and nitrilimino compounds; and nitrate esters as well as open-chain dithiocarbamidium salts, sulfides, and sulfones are not included in the tables.

Within each table the compounds are listed according to increasing carbon number and complexity of the molecular formula using the *Chemical Abstracts* convention. If a reference contains more than one set of conditions for the reduction of one reactant, only that providing the best product yield is presented. Yields and percent enantiomeric excess (if available) are given in parentheses; numbers not in parentheses are the product ratios. A dash indicates that no yield is given in the reference. When there is more than one reference for a given reactant–hydride reaction, the first reference is the one that gives the best recorded yield. In some cases yields have been calculated by the author from the literature data.

The literature has been reviewed through December 1985. Examples of reductions published during the last quarter of 1985 are not given in the tables but cited in an addendum at the end of the tables. A list of standard abbreviations used throughout the tables follows:

Ac	acetyl
BCGF	3- <i>O</i> -benzyl-1,2- <i>O</i> -cyclohexylidene- α -D-glucofuranose
BME	bis(2-methoxyethyl) ether
(+)-BN	(+)-borneol
(–)-BN	(–)-borneol
Bz	benzoyl
(–)-CND	(–)-cinchonidine
(<i>R</i>)-(+)-DBN	(<i>R</i>)-(+)-2,2'-dihydroxy-1,1'-binaphthyl
(<i>S</i>)-(–)-DBN	(<i>S</i>)-(–)-2,2'-dihydroxy-1,1'-binaphthyl
(+)-DMDB	(2 <i>S</i> ,3 <i>R</i>)-(+)-4-dimethylamino-3-methyl-1,2-diphenyl-2-butanol (CHIRALD TM)

DME	1,2-dimethoxyethane
d.e.	percent diastereomeric excess
e.e.	percent enantiomeric excess
ether	diethyl ether
EtOH	ethanol
IA	inverse addition
LAH	lithium aluminum hydride
LTBA	lithium tri- <i>tert</i> -butoxyaluminum hydride
LTMA	lithium trimethoxyaluminum hydride
MHP	<i>N</i> -methylhexahydropyrazine
MPL	morpholine
Ms	methanesulfonyl
(-)-MTH	(-)-menthol
(-)-NME	(-)- <i>N</i> -methylephedrine
o.p.	percent optical purity
opt. y.	percent optical yield
Py	pyridine
(+)-QND	(+)-quinidine
(-)-QN	(-)-quinine
SMEAH	sodium bis(2-methoxyethoxy)aluminum hydride
THF	tetrahydrofuran
THP	tetrahydropyranyl
Ts	<i>p</i> -toluenesulfonyl

Table I. Reduction of Carboxylic Acids

[View PDF](#)

Table II. Partial Reduction of Carboxylic Acids to Aldehydes

[View PDF](#)

Table III. Reduction of Carboxylic Acid Anhydrides

[View PDF](#)

Table IV. Partial Reduction of Carboxylic Acid Anhydrides to Lactones and Hydroxylactones

[View PDF](#)

Table V. Reduction of Lactones and Lactols (Hemiacetals) to Diols

[View PDF](#)

Table VI. Partial Reduction of Lactones to Lactols (Hemiacetals)

[View PDF](#)

Table VII. Reduction of Unsaturated Lactones

[View PDF](#)

Table VIII. Reduction of Carboxylic Acid Esters

[View PDF](#)

Table IX. Reduction of α , β -Unsaturated Carboxylic Acids and Esters

[View PDF](#)

Table X. Partial Reduction of Carboxylic Acid Esters to Aldehydes

[View PDF](#)

Table XI. Reduction of Acyl Chlorides

[View PDF](#)

Table XII. Partial Reduction of Acyl Chlorides to Aldehydes

[View PDF](#)

Table XIII. Reduction of Nitriles

[View PDF](#)

Table XIV. Partial Reduction of Nitriles to Aldehydes

[View PDF](#)

Table XV. Reduction of Carboxylic Acid Amides

[View PDF](#)

Table XVI. Partial Reduction of Carboxylic Acid Amides to Aldehydes

[View PDF](#)

Table XVII. Reduction of Lactams

[View PDF](#)

Table XVIII. Reduction of Cyclic Imides

[View PDF](#)

Table XIX. Reduction of Imines and Iminium Salts

[View PDF](#)

Table XX. Reduction of Oximes

[View PDF](#)

Table XXI. Reduction of *N*-Alkylidenephosphinic Amides

[View PDF](#)

Table XXII. Reduction of Isocyanates and Thiocyanates

[View PDF](#)

Table XXIII. Reduction of Urethanes, Ureas, and Cyanamides

[View PDF](#)

Table XXIV. Reduction of Nitro Compounds

[View PDF](#)

Table XXV. Reduction of *N*-Nitroso and Azido Compounds

[View PDF](#)

Table XXVI. Reduction of Hydrazonium and Guanidinium Salts

[View PDF](#)

Table XXVII. Reduction of Heterocyclic Bases and Their Quaternary Salts

[View PDF](#)

Table XXVIII. Reduction of Sulfoxides

[View PDF](#)

Table XXIX. Reduction of Alkane- and Arenesulfonic Acid Esters

[View PDF](#)

Table XXX. Reduction of Sulfonamides

[View PDF](#)

Table XXXI. Reduction of Sulfur Heterocyclic Compounds

[View PDF](#)

TABLE I. REDUCTION OF CARBOXYLIC ACIDS

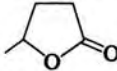
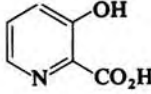
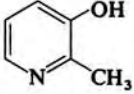
No. of Carbon Atoms	Reactant	Conditions	Product(s) and Yield(s)(%)	Refs.
C ₄	HO ₂ CCH ₂ CH(NH ₂)CO ₂ H	SMEAH (3 eq), C ₆ H ₆	HO(CH ₂) ₂ CH(NH ₂)CH ₂ OH ^a (—)	513
	H ₂ NCOCH ₂ CH(NH ₂)CO ₂ H	1. SMEAH (1.5 eq), C ₆ H ₆ , reflux, 1 h 2. H ₃ O ⁺	HO ₂ CCH ₂ CH(NH ₂)CH ₂ OH ^a (—)	513
	<i>n</i> -C ₃ H ₇ CO ₂ H	SMEAH (3 eq), C ₆ H ₆	HO(CH ₂) ₂ CH(NH ₂)CH ₂ OH ^a (—)	513
		Ca[AlH ₂ [OCH ₂ CH(C ₂ H ₅)C ₄ H ₉] ₂ ·THF, hexane, reflux, 2.5 h	<i>n</i> -C ₄ H ₉ OH (92)	165
C ₅	CH ₃ CO(CH ₂) ₂ CO ₂ H	SMEAH, C ₆ H ₆ , 80°, 12 min	CH ₃ CHOH(CH ₂) ₃ OH (67)	168
		SMEAH, C ₆ H ₆ , -20°, 1.5 h	 (57)	168
	HO ₂ C(CH ₂) ₂ CH(NH ₂)CO ₂ H H ₂ NCO(CH ₂) ₂ CH(NH ₂)CO ₂ H	SMEAH (3 eq), C ₆ H ₆	HO(CH ₂) ₃ CH(NH ₂)CH ₂ OH (—)	513
		1. SMEAH (1.5 eq), C ₆ H ₆ , reflux, 1 h 2. H ₃ O ⁺	HO ₂ C(CH ₂) ₂ CH(NH ₂)CH ₂ OH ^a (—)	513
		SMEAH (3 eq), C ₆ H ₆	HO(CH ₂) ₃ CH(NH ₂)CH ₂ OH (—)	513
	 <i>n</i> -C ₅ H ₁₁ CO ₂ H	SMEAH, xylene, reflux, 7 h	 (28)	514
		Ca[AlH ₂ (OC ₃ H ₇ - <i>i</i>) ₂] ₂ ·THF, toluene, 85°, 2 h	<i>n</i> -C ₆ H ₁₃ OH (~99)	165
C ₇	C ₆ H ₅ CO ₂ MgBr	SMEAH, C ₆ H ₆ , reflux, 1 h	C ₆ H ₅ CH ₂ OH (79)	123
	C ₆ H ₅ CO ₂ Na	SMEAH, C ₆ H ₆ , reflux, 2 h	" (89)	123
	4-HOC ₆ H ₄ CO ₂ Na	SMEAH, xylene, reflux, 8 h	4-HOC ₆ H ₄ CH ₃ (44)	123
	4-H ₂ NC ₆ H ₄ CO ₂ Na	SMEAH, xylene, reflux, 3 h	4-H ₂ NC ₆ H ₄ CH ₃ (38)	123

TABLE I. REDUCTION OF CARBOXYLIC ACIDS (Continued)

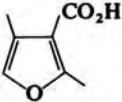
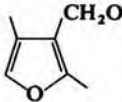
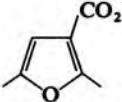
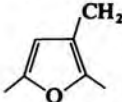
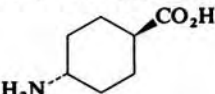
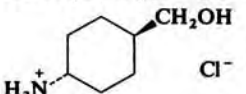
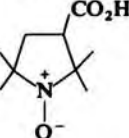
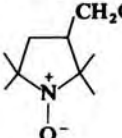
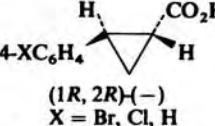
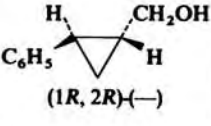
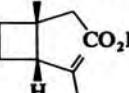

No. of Carbon Atoms	Reactant	Conditions	Product(s) and Yield(s)(%)	Refs.
C ₇ (Contd.)	C ₆ H ₅ CO ₂ H	SMEA, C ₆ H ₆ , 80°, 1.5 h Ca[AlH ₂ OC ₄ H ₉ -i] ₂ ·THF, toluene, 80°, 2 h	C ₆ H ₅ CH ₂ OH (97) " (68)	167, 168 165
	2-HOC ₆ H ₄ CO ₂ H	SMEA, xylene, reflux, 7 h	2-HOC ₆ H ₄ CH ₃ (88)	119, 121
	3-HOC ₆ H ₄ CO ₂ H	SMEA, xylene, reflux, 2 h	3-HOC ₆ H ₄ CH ₂ OH (74)	121, 119
	4-HOC ₆ H ₄ CO ₂ H	SMEA, xylene, reflux, 6 h	4-HOC ₆ H ₄ CH ₃ (91)	121, 119
	2-H ₂ NC ₆ H ₄ CO ₂ H	SMEA, C ₆ H ₆	2-H ₂ NC ₆ H ₄ CH ₂ OH (—)	515
	4-H ₂ NC ₆ H ₄ CO ₂ H	SMEA, xylene, reflux, 3 h ", " , " , "	2-H ₂ NC ₆ H ₄ CH ₃ (71) 4-H ₂ NC ₆ H ₄ CH ₃ (94)	120 120
		SMEA, ether, room temp, 4 h	 (56)	516
		", " , " , "	 (67)	516
	C ₆ H ₁₁ CO ₂ H	SMEA, THF, overnight	C ₆ H ₁₁ CH ₂ OH (82)	517
	HO ₂ C(CH ₂) ₂ (CH ₂) ₂ CO ₂ H	SMEA, C ₆ H ₆ -THF, reflux, 2 h	HOCH ₂ C(CH ₃) ₂ (CH ₂) ₃ OH (65)	518
C ₈		1. SMEA, toluene, 80°, 2 h 2. HCl, EtOH	 (67)	189
	C ₆ H ₄ (CO ₂ Na) ₂ -1,2	SMEA, C ₆ H ₆ , reflux, 7 h	C ₆ H ₄ (CH ₂ OH) ₂ -1,2 (82)	123
	4-ClC ₆ H ₄ CH ₂ CO ₂ H	SMEA, C ₆ H ₆ , room temp, 3.5 h	4-ClC ₆ H ₄ (CH ₂) ₂ OH (65)	519
	2-CH ₃ SC ₆ H ₄ CO ₂ H	SMEA, C ₆ H ₆ , 50–55°, 1 h, then room temp, 3 h	2-CH ₃ SC ₆ H ₄ CH ₂ OH (87)	520
	3-CH ₃ SC ₆ H ₄ CO ₂ H	", " , " , " , "	3-CH ₃ SC ₆ H ₄ CH ₂ OH (80)	520
	4-CH ₃ OC ₆ H ₄ CO ₂ H	SMEA, xylene, reflux, 2 h	4-CH ₃ OC ₆ H ₄ CH ₂ OH (55) + 4-CH ₃ OC ₆ H ₄ CH ₃ (18) + 4-HOC ₆ H ₄ CH ₃ (20)	121
	n-C ₇ H ₁₅ CO ₂ MgBr	SMEA, C ₆ H ₆ , reflux, 1 h	n-C ₈ H ₁₇ OH (85)	123
	4-CH ₃ C ₆ H ₄ CH ₂ CO ₂ H	SMEA, C ₆ H ₆ , room temp, 3.5 h	4-CH ₃ C ₆ H ₄ (CH ₂) ₂ OH (85)	519
	4-CH ₃ OC ₆ H ₄ CH ₂ CO ₂ H	SMEA, C ₆ H ₆ , room temp, 3.5 h	4-CH ₃ OC ₆ H ₄ (CH ₂) ₂ OH (89)	519
		SMEA, toluene, reflux, 2 h	 (85)	444
C ₉	n-C ₈ H ₁₇ CO ₂ H	SMEA, C ₆ H ₆ , 80–85°, 1 h	n-C ₉ H ₁₉ OH (92)	168
		SMEA, toluene, reflux, 2 h	 (54–82)	522, 523
	(1R, 2R)(–) X = Br, Cl, H		(1R, 2R)(–)	
	2-NC(CH ₂) ₂ SC ₆ H ₄ CO ₂ H	SMEA, C ₆ H ₆ , room temp, 3 h	(2-HOCH ₂ C ₆ H ₄ S) ₂ (40)	524
		SMEA, C ₆ H ₆ -ether	 (—)	525
	(CH ₃) ₂ C=CH(CH ₂) ₂ CH(CH ₃)CH ₂ CO ₂ H (R)(+)	SMEA, C ₆ H ₆ -ether, 22°, 18 h	(CH ₃) ₂ C=CH(CH ₂) ₂ CH(CH ₃)(CH ₂) ₂ OH (R)(+) (97)	170

TABLE I. REDUCTION OF CARBOXYLIC ACIDS (Continued)

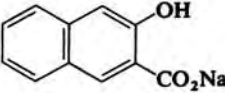
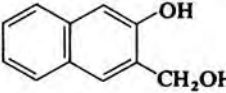
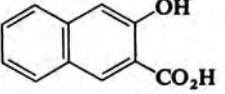
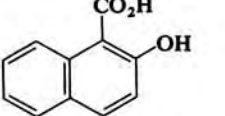
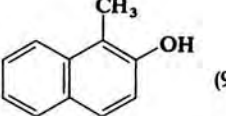
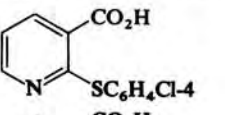
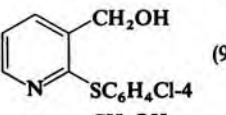
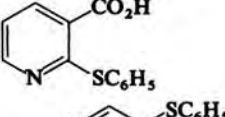
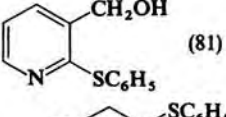
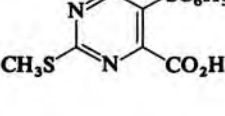
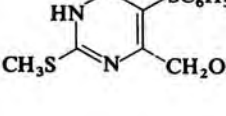
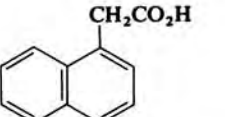
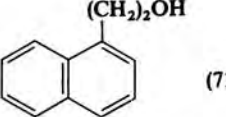
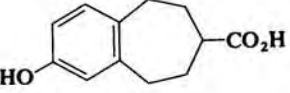
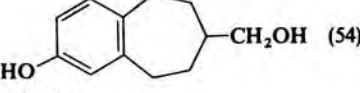
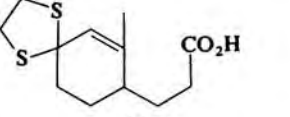
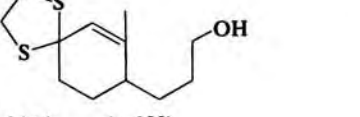
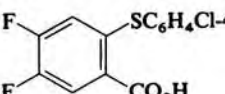
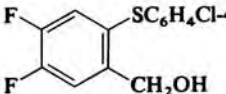
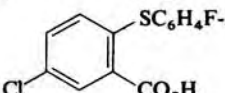
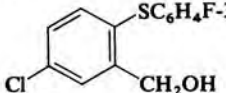
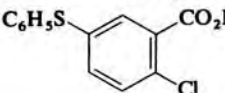
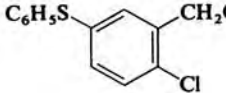
No. of Carbon Atoms	Reactant	Conditions	Product(s) and Yield(s)(%)	Refs.
C ₁₁		SMEAH, C ₆ H ₆ , reflux, 6 h	 (81)	123
		SMEAH, C ₆ H ₆ -ether, 35°, 1 h	" (86)	122
		SMEAH, xylene, 142°, 2.25 h	 (95)	122
	CH ₂ =CH(CH ₂) ₈ CO ₂ Na	SMEAH, C ₆ H ₆ , reflux, 15 min	CH ₂ =CH(CH ₂) ₉ OH (98)	123
	CH ₂ =CH(CH ₂) ₈ CO ₂ H	SMEAH, C ₆ H ₆ , 80°, 1 h	" (94)	168, 526
C ₁₂	HO ₂ C(CH ₂) ₂ C(C ₂ H ₅) ₂ (CH ₂) ₂ CO ₂ H	SMEAH, C ₆ H ₆ , reflux, 1 h	HO(CH ₂) ₃ C(C ₂ H ₅) ₂ (CH ₂) ₃ OH (91)	527
		SMEAH, C ₆ H ₆ , room temp, 30 min	 (98)	528, 529
		SMEAH, C ₆ H ₆ , room temp, 2 h	 (81)	530, 531
		SMEAH, C ₆ H ₆ , room temp, 7 h	 (25)	524
		SMEAH, C ₆ H ₆ , room temp, 3.5 h	 (71)	519
		SMEAH, C ₆ H ₆ , reflux, 3 h	 (54)	532
		SMEAH, THF-C ₆ H ₆ , 0°, 4.25 h		
	<i>d</i> -(+)- <i>l</i> -(-)- CH ₃ (CH=CH) ₂ (CH ₂) ₆ CO ₂ H	SMEAH	<i>d</i> -(+)- (~100) <i>l</i> -(-)- (~100) CH ₃ (CH=CH) ₂ (CH ₂) ₇ OH (-)	533, 534 533, 534 535
	<i>trans</i> -8, <i>trans</i> -10: <i>cis</i> -8, <i>trans</i> -10 = 75:25 C ₂ H ₅ (CH=CH) ₂ (CH ₂) ₅ CO ₂ H	SMEAH, C ₆ H ₆ , reflux, 1 h	<i>trans</i> -8, <i>trans</i> -10: <i>cis</i> -8, <i>trans</i> -10 = 75:25 C ₂ H ₅ (CH=CH) ₂ (CH ₂) ₆ OH (-)	536, 537
	<i>trans</i> -7, <i>cis</i> , <i>trans</i> -9 <i>n</i> -C ₃ H ₇ C≡C(CH ₂) ₆ CO ₂ H	SMEAH, C ₆ H ₆	<i>trans</i> -7, <i>cis</i> , <i>trans</i> -9 <i>n</i> -C ₃ H ₇ C≡C(CH ₂) ₇ OH (96)	538
C ₁₃		SMEAH, C ₆ H ₆ , 15°, 3 h	 (77)	539
		SMEAH, C ₆ H ₆ , 40°, then room temp, 2.5 h	 (80)	540
		SMEAH, C ₆ H ₆ , room temp, 3 h	 (84)	541

TABLE I. REDUCTION OF CARBOXYLIC ACIDS (Continued)

No. of Carbon Atoms	Reactant	Conditions	Product(s) and Yield(s)(%)	Refs.
C ₁₃ (Contd.)		SMEAH, C ₆ H ₆ , room temp, 3 h		
	X = SC ₆ H ₃ Cl ₂ -2,3	"	(44)	542
	X = SC ₆ H ₃ Cl ₂ -2,4	"	(71)	543
	X = SC ₆ H ₃ Cl ₂ -2,5	"	(90)	543
	X = SC ₆ H ₃ Cl ₂ -3,4	"	(81)	544
	X = SC ₆ H ₄ Br-4	"	(—)	545
	X = SC ₆ H ₄ Cl-4	"	(88)	545, 512
	X = SeC ₆ H ₄ Cl-4	"	(79)	546
	X = SC ₆ H ₄ F-4	"	(—)	545
	X = OC ₆ H ₄ Cl-4	SMEAH, C ₆ H ₆ , room temp, overnight	(97)	547, 545
	X = OC ₆ H ₄ F-4	"	(98)	547
	X = SC ₆ H ₅	SMEAH, C ₆ H ₆ , room temp, 3 h	(—)	545
	X = OC ₆ H ₅	"	(—)	545, 547
C ₁₄	3-C ₆ H ₅ SC ₆ H ₄ CO ₂ H	SMEAH, C ₆ H ₆ , room temp, 3 h	3-C ₆ H ₅ SC ₆ H ₄ CH ₂ OH (79)	541
		SMEAH, C ₆ H ₆ , room temp	(92)	540
		SMEAH, C ₆ H ₆ , room temp, 3 h	(—)	548
	(2-HO ₂ CC ₆ H ₄ S) ₂ 2-HO ₂ CC ₆ H ₄ CH ₂ C ₆ H ₄ Cl-4	SMEAH, C ₆ H ₆ , reflux, 30 min SMEAH, C ₆ H ₆ , room temp, 3 h	(2-HOCH ₂ C ₆ H ₄ S) ₂ (67) 2-HOCH ₂ C ₆ H ₄ CH ₂ C ₆ H ₄ Cl-4 (—)	524 545
		SMEAH, C ₆ H ₆ , room temp,		
	X = SC ₆ H ₄ Cl-4	Y = OCH ₃ -4	(89)	549
	X = "	Y = OCH ₃ -5	(83)	549
		Y = H	(89)	550
		Y = H	(91)	551
	X = SC ₆ H ₄ F-4	Y = CH ₃ -5	(—)	552
	X = SC ₆ H ₄ SCH ₃ -4	Y = F-4	(65)	553
	X = "	Y = F-5	(89)	553
	X = CH ₂ C ₆ H ₅	Y = H	(76)	554, 545
	X = SC ₆ H ₄ CH ₃ -4	Y = H	(—)	545
	X = SC ₆ H ₄ SeCH ₃ -4	Y = H	(90)	555
	X = SC ₆ H ₅	Y = SCH ₃ -5	(97)	556
	X = SC ₆ H ₄ SCH ₃ -4	Y = H	(—)	545
	X = OC ₆ H ₄ CH ₃ -4	Y = H	(—)	545
	X = OC ₆ H ₄ SCH ₃ -4	Y = H	(—)	545
	X = SC ₆ H ₄ OCH ₃ -2	Y = H	(98)	511
	X = SC ₆ H ₄ OCH ₃ -3	Y = H	(71)	557, 558
	X = SC ₆ H ₄ OCH ₃ -4	Y = H	(87)	559, 545
	X = SC ₆ H ₅	Y = OCH ₃ -4	(91)	560, 561
	X = OC ₆ H ₄ OCH ₃ -4	Y = H	(—)	545
	X = SC ₆ H ₄ (SO ₂ CH ₃)-4	Y = H	(—)	545

TABLE I. REDUCTION OF CARBOXYLIC ACIDS (Continued)

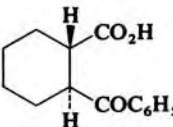
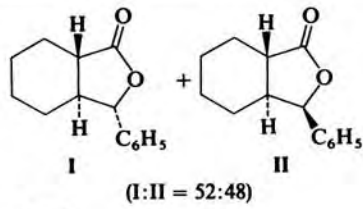
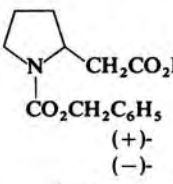
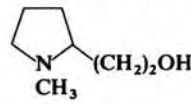
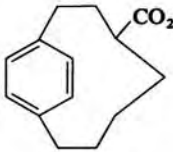
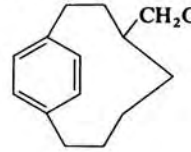
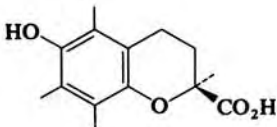
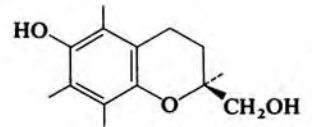
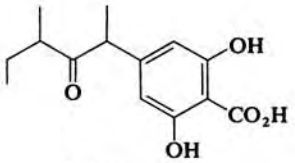
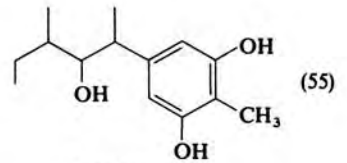
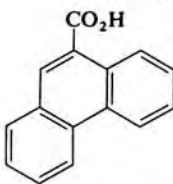
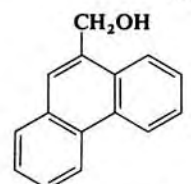
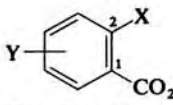
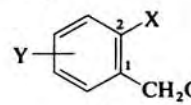
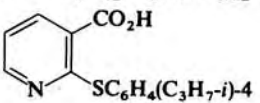
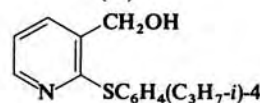
No. of Carbon Atoms	Reactant	Conditions	Product(s) and Yield(s)(%)	Refs.
C ₁₄ (Contd.)		LTBA, THF, room temp, 4 h	 (I:II = 52:48)	(-) 177
		SMEA, C ₆ H ₆ , reflux, 3 h	 (+)- (77) (-) " (-)	562 562
		SMEA, C ₆ H ₆ , reflux, 1 h	 (84)	563, 564
		SMEA, THF-C ₆ H ₆ , room temp, 1 h	 (86)	240
C ₁₅		SMEA, xylene, 140°, 6 h	 (55)	565
		SMEA, THF-C ₆ H ₆ , reflux, 2 h	 (63)	201, 566
		SMEA, C ₆ H ₆	 (-) (89) (92) (88) (79) (-)	545 567 568 569 570 545
	X = CH ₂ C ₆ H ₄ SC ₂ H ₅ -4 X = SC ₆ H ₄ C ₂ H ₅ -4 X = SC ₆ H ₄ SC ₂ H ₅ -4 X = SC ₆ H ₄ OCH ₃ -3 X = SC ₆ H ₄ OCH ₃ -4 X = SC ₆ H ₄ [SO ₂ N(CH ₃) ₂]-4	Y = H room temp, 3 h Y = H room temp, 3 h Y = OCH ₃ -4 room temp, 4 h Y = OCH ₃ -4 20°, 16 h Y = OCH ₃ -4 35-45°, 4.75 h Y = H room temp, 3 h		
		SMEA, C ₆ H ₆ , room temp, 30 min	 (85)	528

TABLE I. REDUCTION OF CARBOXYLIC ACIDS (Continued)

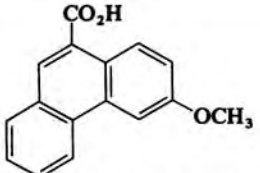
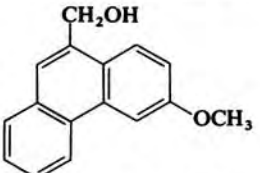
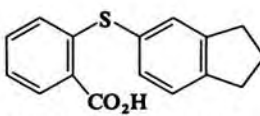
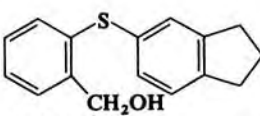
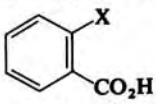
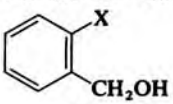
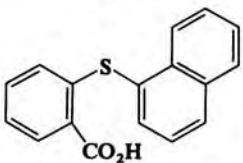
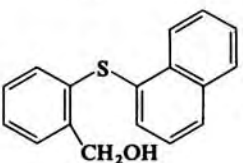
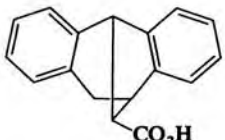
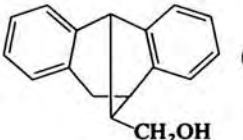
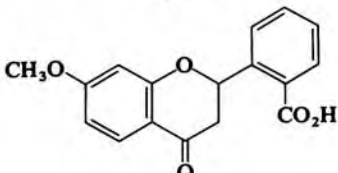
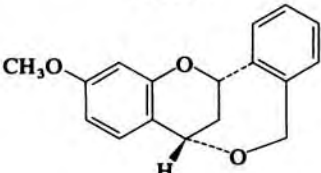
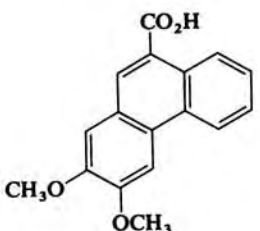
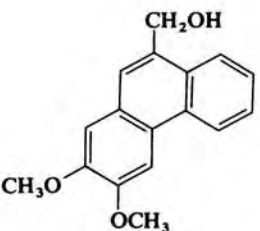
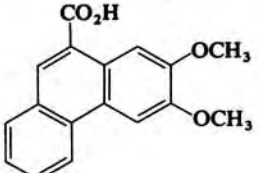
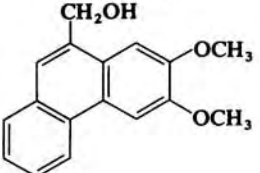
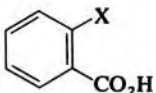
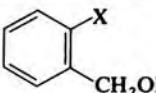
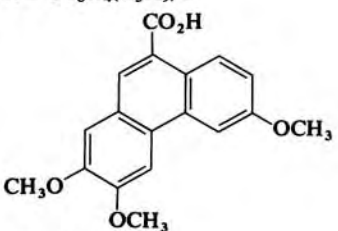
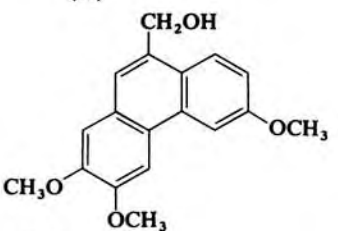
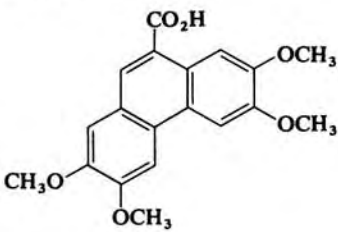
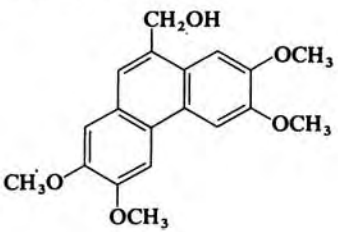
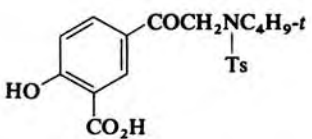
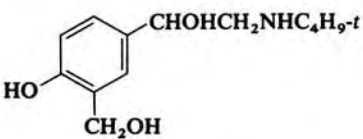
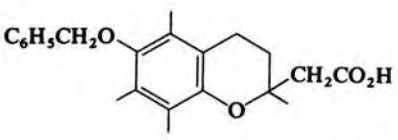
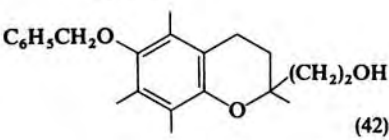
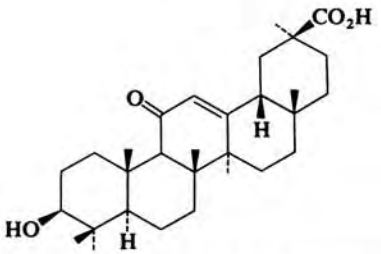
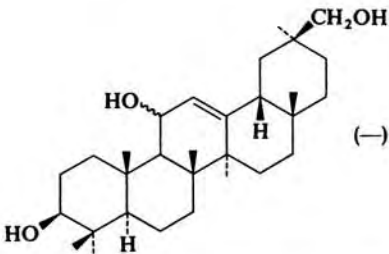
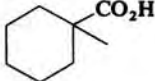
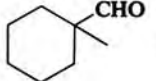
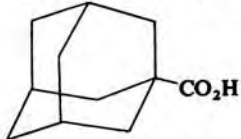
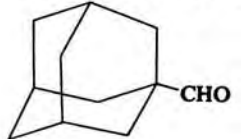
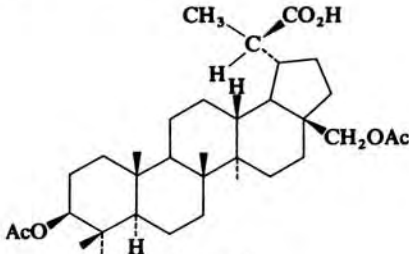
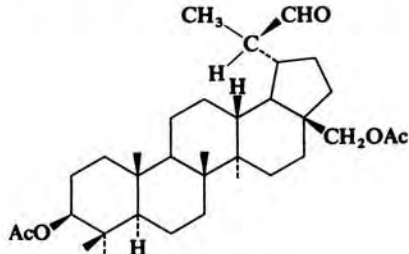
No. of Carbon Atoms	Reactant	Conditions	Product(s) and Yield(s)(%)	Refs.
C ₁₆		SMEAH, THF-C ₆ H ₆ , reflux, 2 h	 (68)	201, 566
	(4-FC ₆ H ₄) ₂ CH(CH ₂) ₂ CO ₂ H	SMEAH, C ₆ H ₆ , 2 h	(4-FC ₆ H ₄) ₂ CH(CH ₂) ₃ OH (90)	571, 572, 573
		SMEAH, C ₆ H ₆	 (84)	574
	(C ₆ H ₅) ₂ CH(CH ₂) ₂ CO ₂ H	SMEAH, C ₆ H ₆	(C ₆ H ₅) ₂ CH(CH ₂) ₃ OH (97)	571
C ₁₇		SMEAH, C ₆ H ₆ , room temp, 3 h	 (94)	567
	X = SC ₆ H ₄ (C ₃ H ₇ -i)-4		(84)	575
	X = SC ₆ H ₄ (SC ₃ H ₇ -n)-4			
		SMEAH, C ₆ H ₆ , room temp, 4 h	 (81)	576
		SMEAH	 (—)	577
		1. SMEAH, C ₆ H ₆ -ether, reflux, 3 h 2. SiO ₂	 (54)	578
		SMEAH, THF-C ₆ H ₆ , reflux, 2 h	 (60)	566
		SMEAH, THF-C ₆ H ₆ , reflux, 2 h	 (63)	566

TABLE I. REDUCTION OF CARBOXYLIC ACIDS (Continued)

No. of Carbon Atoms	Reactant	Conditions	Product(s) and Yield(s)(%)	Refs.
C ₁₇ (Contd.)	 $X = SC_6H_4(C_4H_9-n)-4$ $X = SC_6H_4(C_4H_9-t)-4$	SMEAH, C ₆ H ₆ , room temp, 3 h	 (92) (—)	567 545
C ₁₈	$X = SC_6H_4(C_5H_9)-4$  $n-C_{17}H_{35}CO_2Na$	SMEAH, THF-C ₆ H ₆ , reflux, 2 h SMEAH, C ₆ H ₆ , reflux, 1 h	 (82) (60) $n-C_{18}H_{37}OH$ (96)	567 566 123
C ₁₉		SMEAH, THF-C ₆ H ₆ , reflux, 2 h	 (60)	566
C ₂₀		SMEAH, C ₆ H ₆ , reflux, 12 h	 (—)	489
C ₂₂		SMEAH, THF, 3°, 1.5 h	 (42)	579
C ₃₀		SMEAH, THF	 (—)	580, 581

^a This result was not confirmed in an independent experiment.⁵⁸²

TABLE II. PARTIAL REDUCTION OF CARBOXYLIC ACIDS TO ALDEHYDES

No. of Carbon Atoms	Reactant	Conditions ^a	Product(s) and Yield(s) (%)	Ref.
C ₂	CH ₃ CO ₂ H	A	CH ₃ CHO (76)	98
C ₃	C ₂ H ₅ CO ₂ H	A	C ₂ H ₅ CHO (78)	98
C ₄	<i>n</i> -C ₃ H ₇ CO ₂ H	A	<i>n</i> -C ₃ H ₇ CHO (78)	98
C ₅	Furan-2-carboxylic acid	B	Furan-2-carboxaldehyde (70)	192
C ₆	Pyridine-3-carboxylic acid	B	Pyridine-3-carboxaldehyde (55)	192
	Br(CH ₂) ₅ CO ₂ H	B	Br(CH ₂) ₅ CHO (73)	192
C ₇	2-ClC ₆ H ₄ CO ₂ H	A	2-ClC ₆ H ₄ CHO (65)	98
	4-ClC ₆ H ₄ CO ₂ H	B	4-ClC ₆ H ₄ CHO (79)	192
		A	" (72)	98
	4-O ₂ NC ₆ H ₄ CO ₂ H	B	4-O ₂ NC ₆ H ₄ CHO (81)	192
		A	" (75)	98
	C ₆ H ₅ CO ₂ H	B	C ₆ H ₅ CHO (78)	192
		A	" (80)	98
	NC(CH ₂) ₅ CO ₂ H	B	NC(CH ₂) ₅ CHO (80)	192
	C ₆ H ₁₁ CO ₂ H	B	C ₆ H ₁₁ CHO (84)	192
		A	" (75)	98
	CH ₃ O ₂ C(CH ₂) ₄ CO ₂ H	B	CH ₃ O ₂ C(CH ₂) ₄ CHO (64)	192
	<i>n</i> -C ₆ H ₁₃ CO ₂ H	B	<i>n</i> -C ₆ H ₁₃ CHO (90)	192
C ₈	2-CH ₃ C ₆ H ₄ CO ₂ H	A	2-CH ₃ C ₆ H ₄ CHO (63)	98
	4-CH ₃ C ₆ H ₄ CO ₂ H	A	4-CH ₃ C ₆ H ₄ CHO (70)	98
	4-CH ₃ OC ₆ H ₄ CO ₂ H	B	4-CH ₃ OC ₆ H ₄ CHO (70)	192
		B	 (82)	192
C ₉	C ₆ H ₅ CH=CHCO ₂ H	B	C ₆ H ₅ CH=CHCHO (83)	192
		A	" (77)	98
	4-HOC ₆ H ₄ CH=CHCO ₂ H	B	4-HOC ₆ H ₄ CH=CHCHO (80)	583
C ₁₀	3-CH ₃ O-4-HOC ₆ H ₃ CH=CHCO ₂ H	B	3-CH ₃ O-4-HOC ₆ H ₃ CH=CHCHO (71)	583
	(CH ₃) ₂ C=CH(CH ₂) ₂ C(CH ₃)=CHCO ₂ H (<i>trans</i> : <i>cis</i> = 90:10)	B	(CH ₃) ₂ C=CH(CH ₂) ₂ C(CH ₃)=CHCHO (82) (<i>trans</i> : <i>cis</i> = 90:10)	192
	(CH ₃) ₂ C=CH(CH ₂) ₂ CH(CH ₃)CH ₂ CO ₂ H	B	(CH ₃) ₂ C=CH(CH ₂) ₂ CH(CH ₃)CH ₂ CHO (80)	192
C ₁₁	3,5-(CH ₃ O) ₂ -4-HOC ₆ H ₂ CH=CHCO ₂ H	B	3,5-(CH ₃ O) ₂ -4-HOC ₆ H ₂ CH=CHCHO (74)	583
		B	 (60)	192
C ₃₄		1. 1,1'-Carbonyldiimidazole 2. LTBA, THF, 3 h	 (18)	584
	(20 <i>S</i>)-(+)		(20 <i>S</i>)-(+)	

^a Reaction conditions were as follows:

- A. 1. γ -Saccharin chloride, CH₂Cl₂, 0°
 2. SMEAH, C₆H₆, 0–5° to –70°
 3. H₃O⁺
 B. 1. ClCH=N(CH₃)₂ Cl[–], Py, THF, CH₃CN, –30°
 2. LTBA–CuI, THF, –78°, 10 min
 3. H₃O⁺

TABLE III. REDUCTION OF CARBOXYLIC ACID ANHYDRIDES

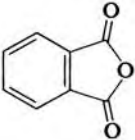
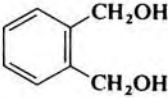
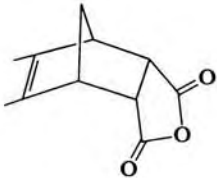
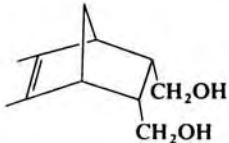
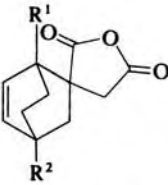
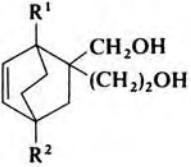
No. of Carbon Atoms	Reactant	Conditions	Product(s) and Yield(s) (%)	Refs.
C ₄	(CH ₃ CO) ₂ O	SMEAH, C ₆ H ₆ , reflux, 2 h	C ₂ H ₅ OH (91)	238
C ₆	(C ₂ H ₅ CO) ₂ O	Ca[AlH ₂ (OC ₆ H ₁₁) ₂] ₂ ·THF, C ₆ H ₆ , reflux, 2.5 h	<i>n</i> -C ₃ H ₇ OH (~99)	165
C ₈		SMEAH, C ₆ H ₆ , 80°, 1.5 h	 (89)	168, 167
C ₁₀	(<i>t</i> -C ₄ H ₉ CO) ₂ O	Ca[AlH ₂ (OC ₃ H ₇ - <i>i</i>) ₂] ₂ ·THF, toluene, 80°, 2 h	<i>t</i> -C ₄ H ₉ CH ₂ OH (91)	165
C ₁₁		SMEAH, C ₆ H ₆ -ether, reflux, 1 h	 (69)	585
C ₁₂	(<i>n</i> -C ₅ H ₁₁ CO) ₂ O	SMEAH, C ₆ H ₆ , 80°	<i>n</i> -C ₆ H ₁₃ OH (85)	68
C ₁₄	(C ₆ H ₅ CO) ₂ O	SMEAH, C ₆ H ₆ , 80°, 1.25 h Ca[AlH ₂ (OC ₃ H ₇ - <i>i</i>) ₂] ₂ ·THF, toluene, 100°, 3 h NaAlH(OC ₂ H ₅) ₃ , THF, 65°, 4 h	C ₆ H ₅ CH ₂ OH (89) " (92) " (79)	168 165 319
C ₁₅	 R ¹ = CH ₃ ; R ² = <i>i</i> -C ₃ H ₇ R ¹ = <i>i</i> -C ₃ H ₇ ; R ² = CH ₃	SMEAH, toluene	 (76) (—)	586 586
C ₂₀	(<i>n</i> -C ₉ H ₁₉ CO) ₂ O	SMEAH, C ₆ H ₆ , 80°	<i>n</i> -C ₁₀ H ₂₁ OH (86)	68

TABLE IV. PARTIAL REDUCTION OF CARBOXYLIC ACID ANHYDRIDES TO LACTONES AND HYDROXYLACTONES

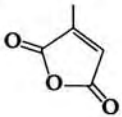
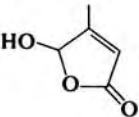
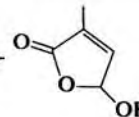
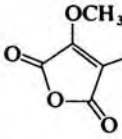
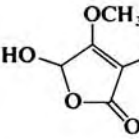
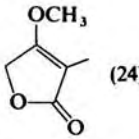
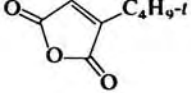
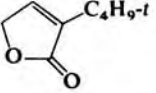
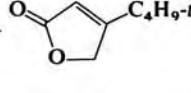
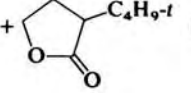
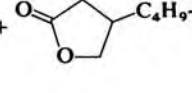
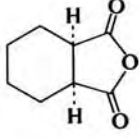
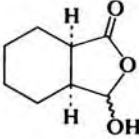
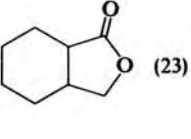
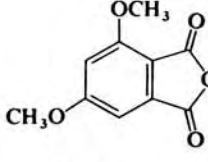
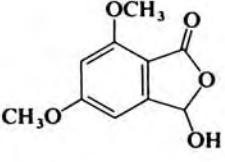
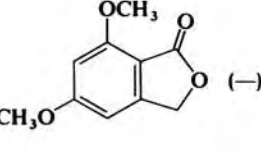
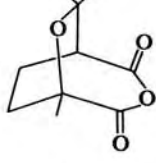
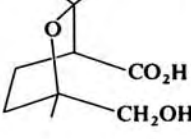
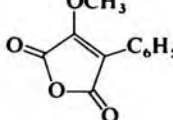
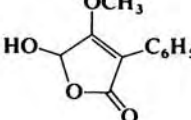
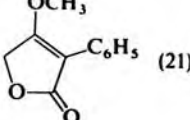
No. of Carbon Atoms	Reactant	Conditions	Product(s) and Yield(s) (%)	Refs.
C ₅		LTMA (IA), ether, 0°, 2.5 h	  (—) I II (I:II = 75:25)	58
C ₆		LTBA (IA), DME, -30°, 1 h, then 25°, 12 h	 (45) +  (24)	52, 49
C ₈		LTBA, THF, reflux, 1 h	 (40) +  (20) +  (—) +  (—)	587a
		LTBA (IA), THF, -20 to -30°, 6 h	 (63) +  (23)	587b
C ₁₀		LTBA, THF, 20°, 18 h	 (33) +  (—)	195
		SMEAH, C ₆ H ₆ , 2 h	 (25)	588
C ₁₁		LTBA (IA), DME, -30°, 1 h, then 25°, 12 h	 (43) +  (21)	52, 49

TABLE IV. PARTIAL REDUCTION OF CARBOXYLIC ACID ANHYDRIDES TO LACTONES AND HYDROXYLACTONES (Continued)

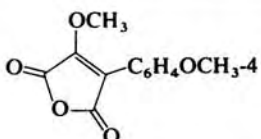
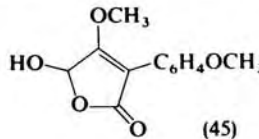
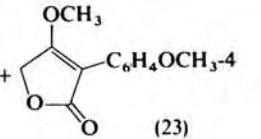
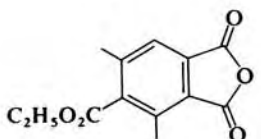
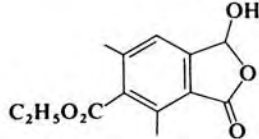
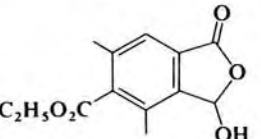
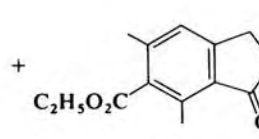
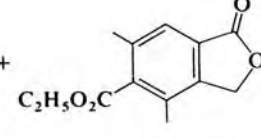
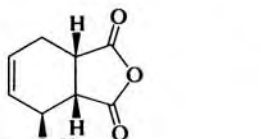
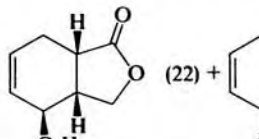
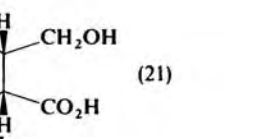
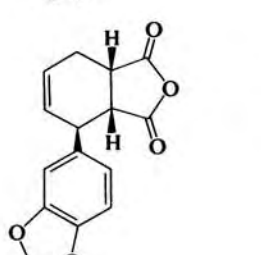
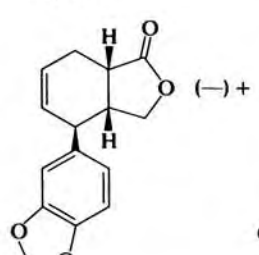
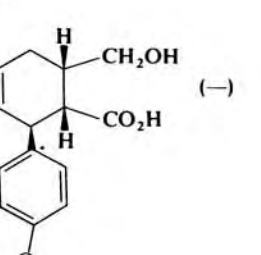
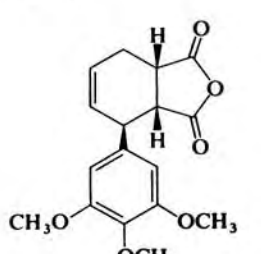
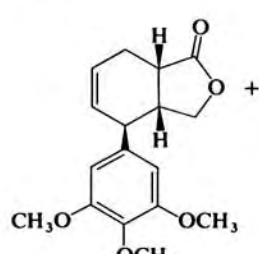
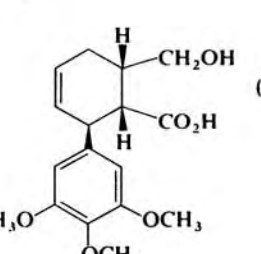
No. of Carbon Atoms	Reactant	Conditions	Product(s) and Yield(s) (%)	Refs.
C ₁₂		LTBA (IA), DME, -30°, 1 h, then 25°, 12 h	 (45) +  (23)	52, 50
C ₁₃		LTBA (IA), THF, room temp, 3 h	 I +  II +  III +  IV (I + II = 49) (III + IV = ~41)	589
C ₁₄		SMEAH, toluene, room temp, 40 min	 (22) +  (21)	590
C ₁₅		SMEAH, toluene, room temp, 40 min	 (—) +  (—)	590
C ₁₇		SMEAH, toluene, room temp, 40 min	 +  (—)	590

TABLE V. REDUCTION OF LACTONES AND LACTOLS (HEMIACETALS) TO DIOLS


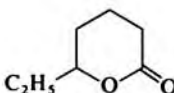
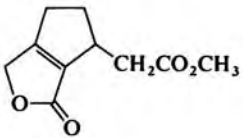
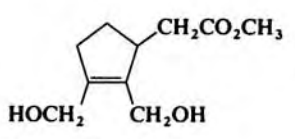
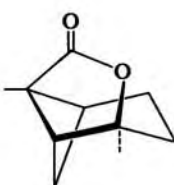
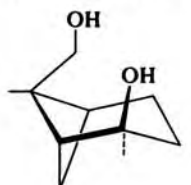
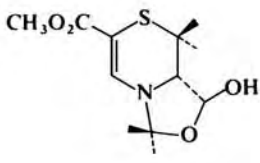
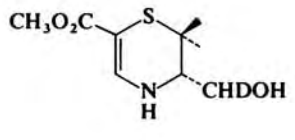
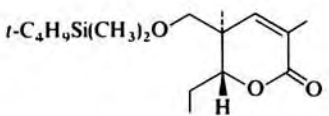
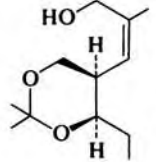
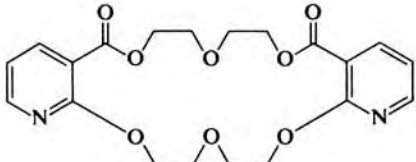
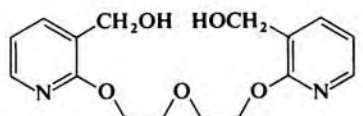
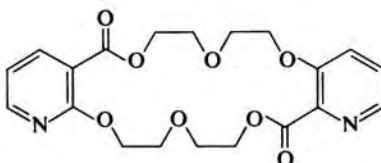
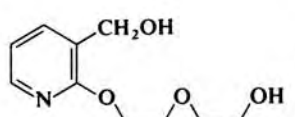
No. of Carbon Atoms	Reactant	Conditions	Product(s) and Yield(s) (%)	Ref.
C ₄		SMEAH, C ₆ H ₆ , 80°, 20 min	HO(CH ₂) ₄ OH (78)	168
		Ca[AlH ₂ (OC ₄ H ₉ - <i>i</i>) ₂] ₂ ·THF, toluene, 20°, 1 h	" (~99)	165
C ₇		SMEAH, C ₆ H ₆ , 80°, 1 h	C ₂ H ₅ CHOH(CH ₂) ₄ OH (60)	168
C ₁₀		SMEAH	 (—)	591
		LiAlH(OC ₂ H ₅) ₃ , ether, room temp	 (—)	592
C ₁₂		LiAlD(OC ₄ H ₉ - <i>i</i>) ₃ , THF, room temp, 1 h	 (—)	221a
C ₁₅		1. LTMA, THF, 0° 2. CH ₃ COCH ₃ , H ₃ O ⁺ , CuSO ₄	 (81)	593
C ₂₀		SMEAH, C ₆ H ₆ , reflux, 1 h	 (52)	594
		SMEAH, C ₆ H ₆ , reflux, 1 h	 (65)	594

TABLE V. REDUCTION OF LACTONES AND LACTOLS (HEMIACETALS) TO DIOLS (Continued)

No. of Carbon Atoms	Reactant	Conditions	Product(s) and Yield(s) (%)	Ref.
C ₂₁		SMEAH, C ₆ H ₆ , reflux, 2 h	 (95)	595
C ₂₂		SMEAH, C ₆ H ₆	 (—)	596
C ₂₉		1. SMEAH (IA), THF, 0°, 2 h 2. BzCl, Py	 (75)	597, 598

TABLE VI. PARTIAL REDUCTION OF LACTONES TO LACTOLS (HEMIACETALS)

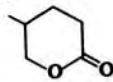
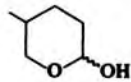
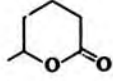
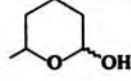
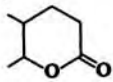
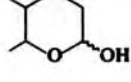
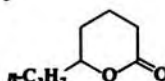
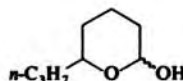
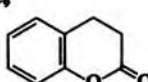
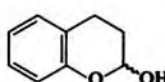
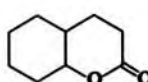
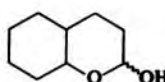
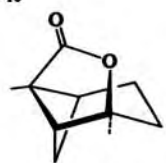
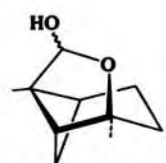
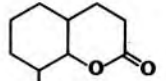
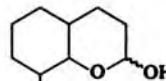
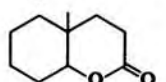
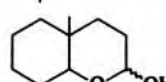
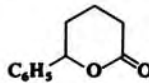
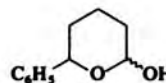
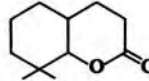
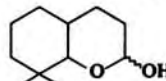
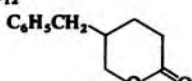
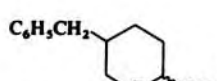
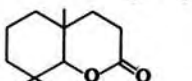
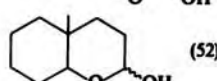
Reactant	Conditions	Product(s) and Yield(s) (%)	Refs.
<div>C₆</div> 	LTBA, THF, -70°	 (30)	599
	" , " , "	 (16)	599
<div>C₇</div> 	" , " , "	 (36)	599
<div>C₈</div> 	" , " , "	 (44)	599
<div>C₉</div> 	LTBA (IA), THF, -60°, 75 min, then -60° to room temp, 1.5 h	 (49)	223
	SMEA-H-EtOH (1:1)(IA), C ₆ H ₆ -toluene, -60°, 15 min	" (64)	73
	LTBA (IA), THF, -50°	 (64)	600
<div>C₁₀</div> 	LiAlH(OC ₂ H ₅) ₃ , ether, -22°	 (97)	592, 601
	LTBA (IA), THF, -50°	 (42)	600
	" , " , "	 (44)	600
<div>C₁₁</div> 	LTBA, THF, -70°	 (51)	599
	LTBA (IA), THF, -50°	 (33)	600
<div>C₁₂</div> 	LTBA, THF, -70°	 (62)	599
	LTBA (IA), THF, -50°	 (52)	600

TABLE VI. PARTIAL REDUCTION OF LACTONES TO LACTOL (HEMIACETALS) (Continued)

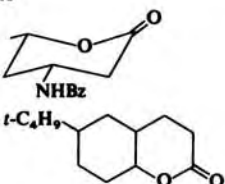
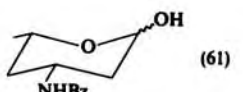
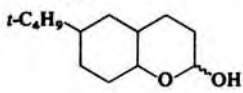
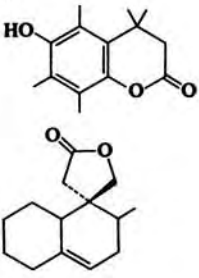
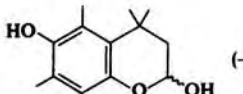
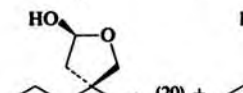
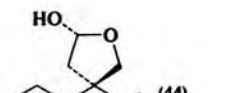
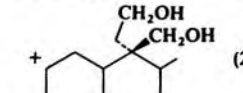
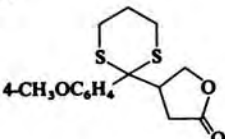
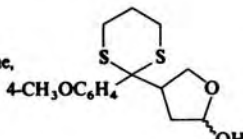
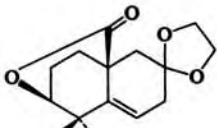
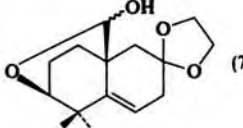
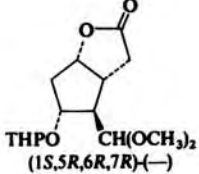
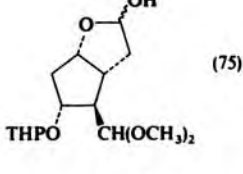
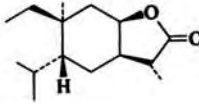
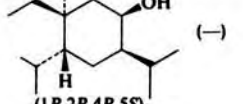
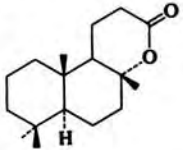
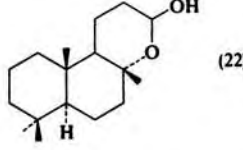
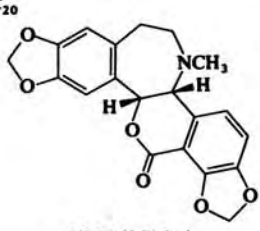
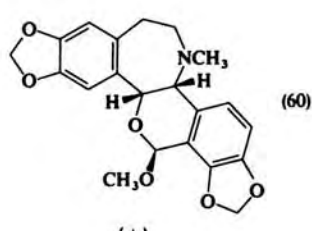
Reactant	Conditions	Product(s) and Yield(s) (%)	Refs.
<p>C₁₃</p> 	<p>SMEAH-<i>i</i>-C₃H₇OH (1:1) (IA), room temp, 1.75 h</p> <p>LTBA (IA), THF, -50°</p>	<p> (61)</p> <p> (12)</p>	<p>228</p> <p>600</p>
<p>C₁₄</p> 	<p>SMEAH</p> <p>SMEAH (IA), C₆H₆-THF, -65°, 1 h</p>	<p> (-)</p> <p> (20) +  (44)</p> <p> (27)</p>	<p>602</p> <p>227</p>
<p>C₁₅</p> 	<p>SMEAH-C₂H₅OH (1:1) (IA), C₆H₆-toluene, 0°, 25 min</p>	<p> (84)</p>	<p>73</p>
	<p>LTBA, ether, reflux, 9 h</p>	<p> (79)</p>	<p>603</p>
 <p>THPO CH(OCH₃)₂ (1<i>S</i>,5<i>R</i>,6<i>R</i>,7<i>R</i>)-(-)</p>	<p>SMEAH (IA), toluene, -28°, 2 h</p>	<p> (75)</p>	<p>604</p>
	<p>1. SMEAH, C₆H₆-THF, 0-5° 2. N₂H₄·H₂O, KOH</p>	<p> (-)</p> <p>(1<i>R</i>,2<i>R</i>,4<i>R</i>,5<i>S</i>)-</p>	<p>605</p>
<p>C₁₇</p> 	<p>LiAlH₂(OC₂H₅)₂, THF, 0°, 30 min, then reflux, 1 h</p>	<p> (22)</p>	<p>606</p>
<p>C₂₀</p>  <p>(4<i>bR</i>,10<i>bR</i>)-(+)-</p>	<p>1. SMEAH-Py, THF, -70° 2. HC(OCH₃)₃, CH₃OH, H₃O⁺</p>	<p> (60)</p> <p>(+)-</p>	<p>607a, 607b</p>

TABLE VI. PARTIAL REDUCTION OF LACTONES TO LACTOLS (HEMIACETALS) (Continued)

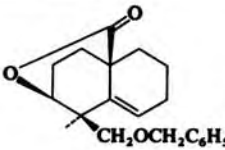
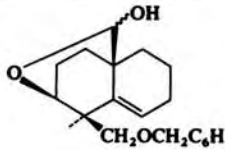
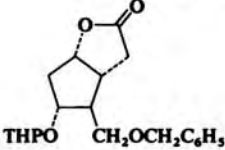
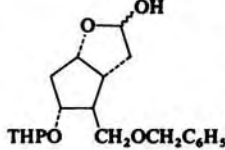
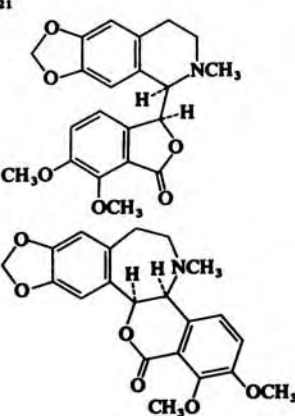
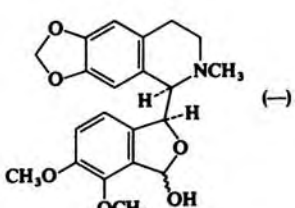
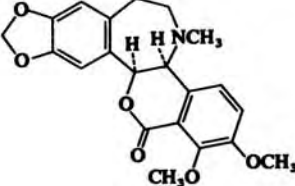
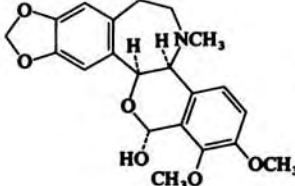
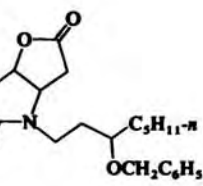
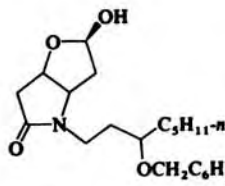
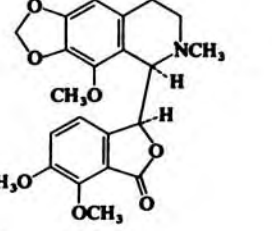
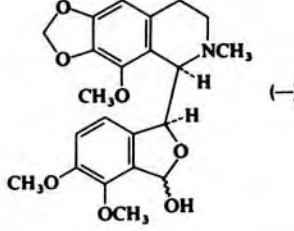
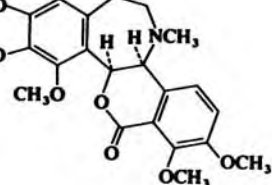
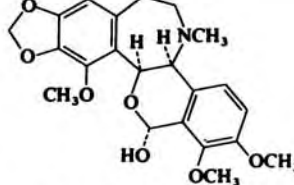
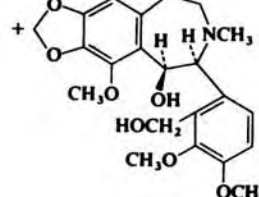
Reactant	Conditions	Product(s) and Yield(s) (%)	Refs.
	LiAlH(OC ₂ H ₅) ₃ , ether, 0°, 5.5 h	 (88)	225, 607c
	SMEAH, toluene, -65 to -70°, 5 h	 (—)	608
	SMEAH	 (—)	609
	SMEAH, THF-C ₆ H ₆ , 4°	 (62)	610
	LTBA, THF, 0-20°, 3 h	 (63)	611
	SMEAH	 (—)	609
	SMEAH, Py, C ₆ H ₆ -THF, 4°, 3.5 h	 (64)	612, 613
		 (15)	

TABLE VI. PARTIAL REDUCTION OF LACTONES TO LACTOLS (HEMIACETALS) (Continued)

Reactant	Conditions	Product(s) and Yield(s) (%)	Refs.
<p>C₂₄</p>	LTBA, THF, 25°	 (50)	614
<p>C₂₅</p>	SMEAH (IA), toluene, -70°, 6 h	 (~ 100)	230
	SMEAH, toluene	 (-)	615
	SMEAH, toluene, -60 to -70°, 4 h	 (-)	616
<p>C₂₇</p> (6R,15R)-(+)	1. SMEAH, C ₆ H ₆ -THF, 0°, 30 min 2. HC(OCH ₃) ₃ , H ₃ O ⁺	 (38) (6R,8S,15R)-(+)	617
	SMEAH (IA), toluene, -70°, 6 h	 (~ 100)	230

TABLE VI. PARTIAL REDUCTION OF LACTONES TO LACTOLS (HEMIACETALS) (Continued)

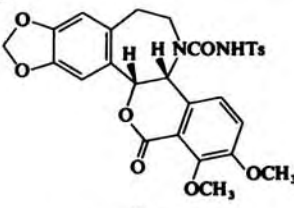

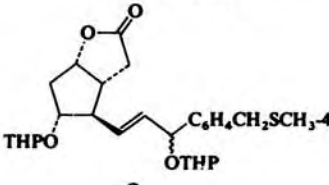
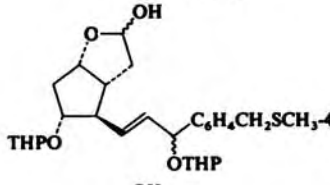
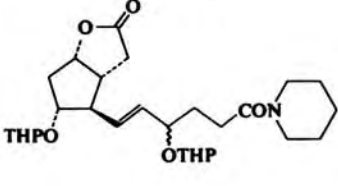
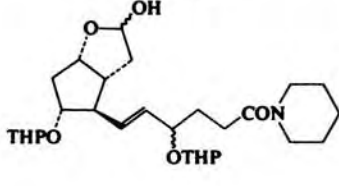
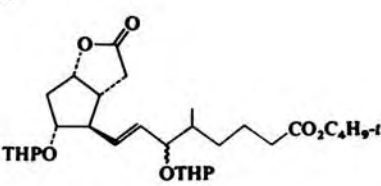
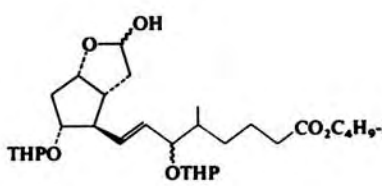
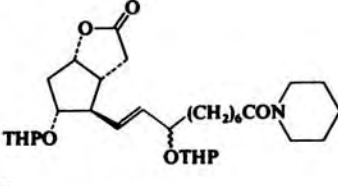
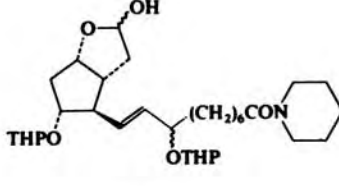
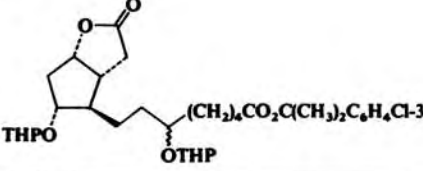
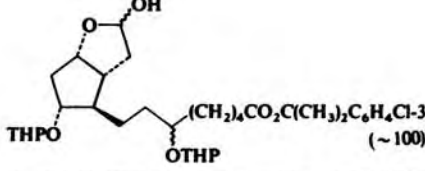
Reactant	Conditions	Product(s) and Yield(s) (%)	Refs.
<p>C₂₈</p> 	SMEAH, THF-C ₆ H ₆ , 0°	 (83)	618
	SMEAH (IA), toluene, -70°, 6 h	 (~100)	230
	SMEAH (IA), toluene, -70°, 6 h	 (~100)	230
<p>C₃₀</p> 	" , " , " , "	 (~100)	230
<p>C₃₂</p> 	" , " , " , "	 (~100)	230
<p>C₃₄</p> 	" , " , " , "	 (~100)	230

TABLE VII. REDUCTION OF UNSATURATED LACTONES

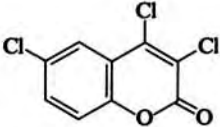
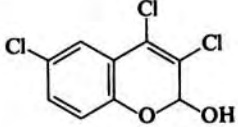
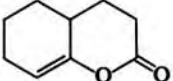
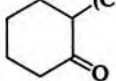
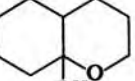

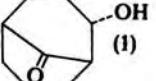
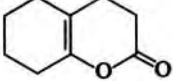
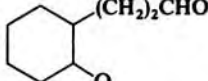
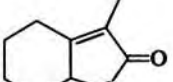
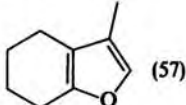
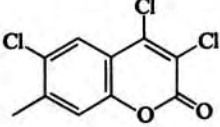
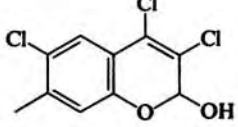
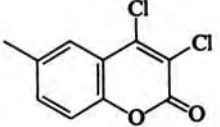
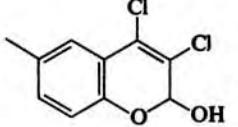
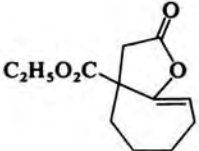
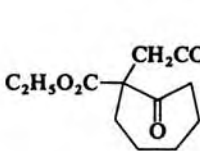
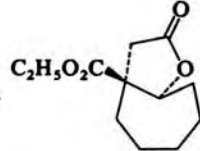
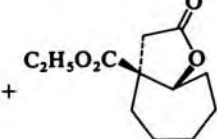
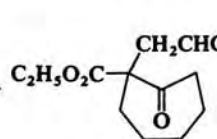
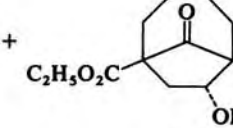
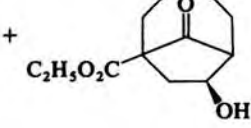
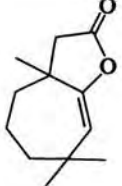
No. of Carbon Atoms	Reactant	Conditions	Product(s) and Yield(s) (%)	Refs.
C ₉		LTBA, THF, 0°, 6 h	 (62)	235,619
		LTBA (IA), THF, -70°, then room temp, 15 h	 (47) +  (21)	137
			+  (14) +  (1)	
		" , " , " , " , " , "	 (67)	137
		LAH + 2-propanol (1:1), ether, -60 to -50°, 3 h	 (57)	232
C ₁₀		LTBA, THF, 0°, 6 h	 (75)	235
		LTBA, THF, 0°, 6 h	 (70)	
C ₁₂		LTBA (IA), THF, -80°, then room temp, 3 h	 + 	139, 620
			+  + 	
			+ 	
			+  (—)	
		LTBA	No reaction	621

TABLE VII. REDUCTION OF UNSATURATED LACTONES (Continued)

No. of Carbon Atoms	Reactant	Conditions	Product(s) and Yield(s) (%)	Refs.
C ₁₄		LTBA, ether, -78°, 45 min	(7) + (-)	141, 143, 140
C ₁₅		SMEA, THF, -40 to -20°, 45 min	(-)	622
C ₁₆	 R = CH ₃ OCH ₂ OCH ₂ -	LTBA, ether, -78°, then room temp, 45 min	(CH ₂) ₂ OH + (-)	142
C ₂₀		SMEA, toluene	(26)	623
C ₂₇		SMEA, C ₆ H ₆ , reflux, 1.5 h	(22)	624
C ₂₈		" , " , " , "	(48)	624

TABLE VIII. REDUCTION OF CARBOXYLIC ACID ESTERS

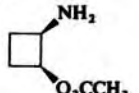
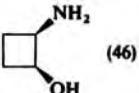
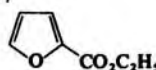
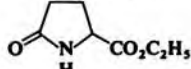
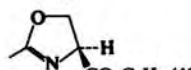
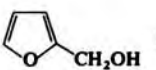
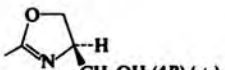
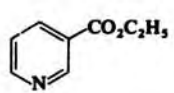
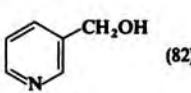
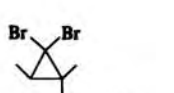
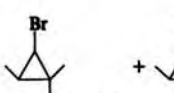
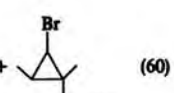
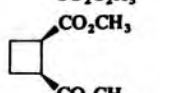
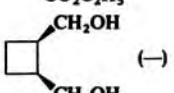
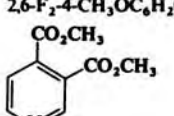
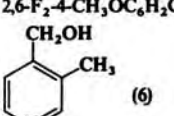
Reactant	Conditions	Product(s) and Yield(s) (%)	Refs.
C ₄ CClF ₂ CF ₂ CO ₂ CH ₃	SMEAH, C ₆ H ₆	CClF ₂ CF ₂ CH ₂ OH (—)	625
C ₆  n-C ₃ H ₇ CO ₂ C ₂ H ₅	SMEAH, C ₆ H ₆ , reflux, 4 h	 (46)	626
	SMEAH, C ₆ H ₆ , reflux, 2 h	n-C ₄ H ₉ OH (89)	238, 68
	Ca[AlH ₂ (OC ₆ H ₁₁) ₂] ₂ ·THF, C ₆ H ₆ , 20°, 1 h	" (~99)	165
	NaAlH(OC ₂ H ₅) ₃ , THF, 30°, 4 h	" (80)	319
C ₇    CO ₂ C ₂ H ₅ (4S)(+)	SMEAH, C ₆ H ₆ , 30°	 (85)	68
	SMEAH, C ₆ H ₆	No reaction	627
	SMEAH, C ₆ H ₆ -ether, 0°	 (73)	628
C ₈ 2-HOC ₆ H ₄ CO ₂ CH ₃	SMEAH, C ₆ H ₆ , 80°, 1 h SMEAH, xylene, reflux, 2 h	2-HOC ₆ H ₄ CH ₂ OH (87) 2-HOC ₆ H ₄ CH ₃ (96)	119, 121 119, 121
3,5-(HO) ₂ C ₆ H ₃ CO ₂ CH ₃	1. (CH ₃) ₃ SiNHSi(CH ₃) ₃ , (CH ₃) ₃ SiCl 2. SMEAH 3. H ₃ O ⁺	3,5-(HO) ₂ C ₆ H ₃ CH ₂ OH (—)	629
	SMEAH (IA), C ₆ H ₆ , 80°, 15 min	 (82)	167, 168
	Ca[AlH ₂ (OC ₄ H ₉ -i) ₂] ₂ ·THF, toluene, 80°, 30 min	" (73)	165
 CO ₂ C ₂ H ₅	SMEAH, C ₆ H ₆	 +  (60)	630
 CO ₂ CH ₃	SMEAH	 (—)	631
CH ₃ O ₂ C(CH ₂) ₄ CO ₂ CH ₃ n-C ₃ H ₁₁ CO ₂ C ₂ H ₅	SMEAH, C ₆ H ₆ , 80°, 30 min SMEAH, C ₆ H ₆ , 80° Ca[AlH ₂ (OC ₃ H ₇ -i) ₂] ₂ ·THF, toluene, 25°, 1 h Al ₂ H ₃ (OCH ₂ CH ₂ OCH ₃) ₃ , C ₆ H ₆ , 80°, 2 h NaAlH ₂ (OCH ₂ CH ₂ OC ₃ H ₇ -i) ₂ , C ₆ H ₆ , 25°, 2 h NaAlH[OCH ₂ CH ₂ N(CH ₃) ₂] ₃ , C ₆ H ₆ , 80°, 2 h NaAl ₂ H ₄ [OCH ₂ CH ₂ N(CH ₃) ₂] ₃ , C ₆ H ₆ , 80°, 1 h	HO(CH ₂) ₄ OH (92) n-C ₆ H ₁₃ OH (96) " (92) " (98) " (~99) n-C ₆ H ₁₃ OH (95) " (99)	168 68 165 313 632 633 634
C ₉ 2,6-F ₂ -4-CH ₃ OC ₆ H ₂ CO ₂ CH ₃ 	SMEAH, C ₆ H ₆	2,6-F ₂ -4-CH ₃ OC ₆ H ₂ CH ₂ OH (—)	635a
	SMEAH, C ₆ H ₆ , reflux, 1 h	 (6)	635b

TABLE VIII. REDUCTION OF CARBOXYLIC ACID ESTERS (Continued)

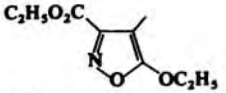
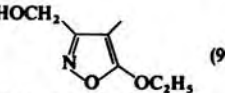
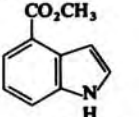
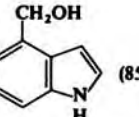
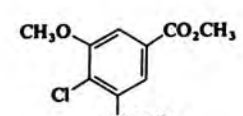
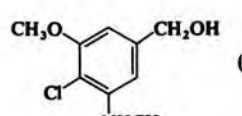
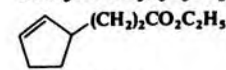
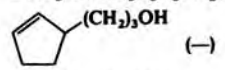
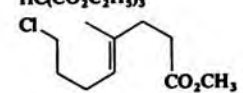
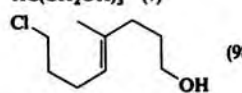
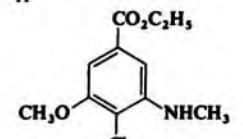
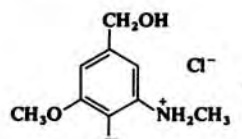
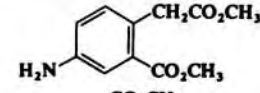
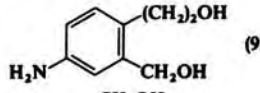
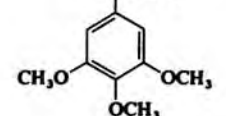
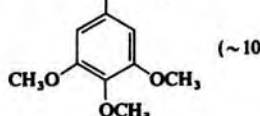
Reactant	Conditions	Product(s) and Yield(s) (%)	Refs.
$C_6H_5CO_2C_2H_5$	SMEA, C_6H_6 , 80°, 30 min	$C_6H_5CH_2OH$ (91)	168
	$Ca[AlH_2(OC_4H_9-i)_2]_2 \cdot THF$, toluene, 60°, 15 min	" (~99)	165
	$NaAlH(OC_2H_5)_3$, THF, 65°, 3 h	" (76)	319
	$NaAlH[OCH_2CH_2N(CH_3)_2]_3$, C_6H_6 , 25°, 1.5 h	" (23)	633
$4-HOC_6H_4CO_2C_2H_5$	SMEA, C_6H_6 , 80°, 15 min	$4-HOC_6H_4CH_2OH$ (93)	119, 121
$4-CH_3OC_6H_4CO_2CH_3$	SMEA, xylene, 141°, 2 h	$4-HOC_6H_4CH_3$ (92)	119, 121
$2-HO-4-CH_3OC_6H_3CO_2CH_3$	SMEA, C_6H_6	$4-CH_3OC_6H_4CH_2OH$ (75)	636a
$2-H_2NC_6H_4CO_2C_2H_5$	SMEA, ether, reflux, 30 min	$2-HO-4-CH_3OC_6H_3CH_2OH$ (97)	636b
	SMEA, C_6H_6 , 40°, 1 h	$2-H_2NC_6H_4CH_2OH$ (14)	120
$4-H_2NC_6H_4CO_2C_2H_5$	SMEA, xylene, 141°, 1 h	$2-H_2NC_6H_4CH_3$ (88)	120
$3,5-(H_2N)_2C_6H_3CO_2C_2H_5$	" " " "	$4-H_2NC_6H_4CH_3$ (93)	120
	SMEA, C_6H_6 -THF, 40°, 4 h, then room temp, 12 h	$3,5-(H_2N)_2C_6H_3CH_2OH$ (82)	637a
	$Ca[AlH_2(OC_3H_7-i)_2]_2 \cdot THF$, toluene, room temp, 4 h	 (99)	505
$C_6H_{11}CO_2C_2H_5$	$Ca[AlH_2(OCH_2CH(C_2H_5)C_4H_9)_2]_2 \cdot THF$, toluene, 20°, 1 h	$C_6H_{11}CH_2OH$ (~99)	165
C_{10} 	SMEA, C_6H_6 -toluene, room temp, 12 h	 (85)	638
$C_6H_4(CO_2CH_3)_2$ -1,2	SMEA, toluene, 110°	$C_6H_4(CH_2OH)_2$ -1,2 (89)	68
$C_6H_4(CO_2CH_3)_2$ -1,4	SMEA, C_6H_6 , 80°, 1 h	$C_6H_4(CH_2OH)_2$ -1,4 (87)	168
	SMEA	 (—)	639a
$(CH_3)_2C=C=CHC\equiv CCH_2O_2CCH_3$	$LiAlH_4(OCH_3)_3$, THF, 70–80°, 1–3 h	$(CH_3)_2C=C=CHCH=CHCH_2OH$ (90)	507
$2-CH_3O-3-CH_3C_6H_3CO_2CH_3$	SMEA, C_6H_6 , reflux, 2 h	$2-CH_3O-3-CH_3C_6H_3CH_2OH$ (98)	639b
	LAH + EtOH	 (—)	640
$HQ(CO_2C_2H_5)_3$	$LiAlH_2(OCH_2CH_2OCH_3)_2$	$HQ(CH_2OH)_3$ (7)	641
	SMEA, C_6H_6 -THF	 (98)	642
$n-C_7H_{13}CO_2C_2H_5$	SMEA, C_6H_6 , 80°	$n-C_7H_{17}OH$ (96)	68
C_{11} 	1. SMEA, C_6H_6 2. HCl	 Cl^- (51)	643a
	SMEA, THF, C_6H_6 , reflux, 7.5 h	 (93)	643b
	SMEA, C_6H_6 , 0°, then room temp, 1 h	 (~100)	644

TABLE VIII. REDUCTION OF CARBOXYLIC ACID ESTERS (Continued)

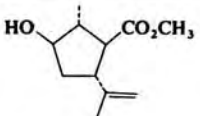
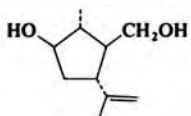
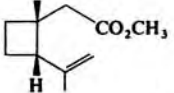
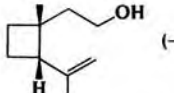
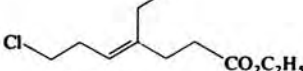
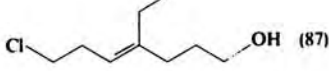
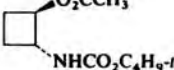
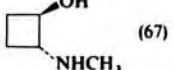
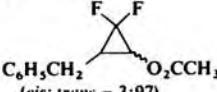

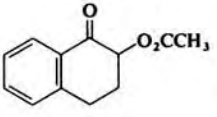
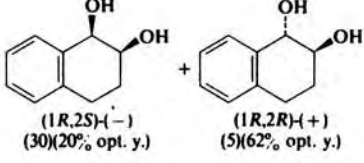
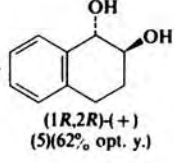
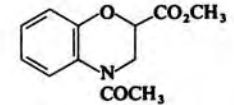
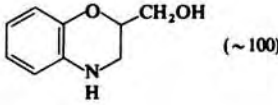
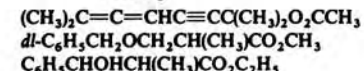
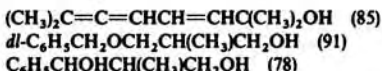


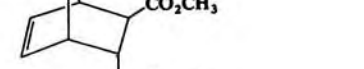
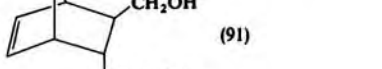

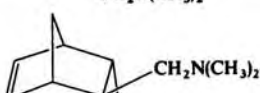
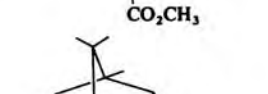
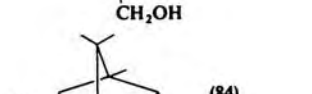
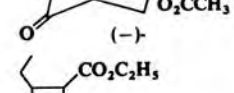
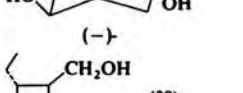
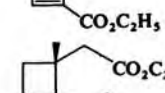
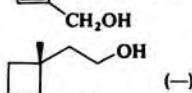


Reactant	Conditions	Product(s) and Yield(s) (%)	Refs.
	SMEA	 (—)	645
	SMEA, C ₆ H ₆ -ether	 (—)	525
	SMEA, THF-ether, -15 to -10°, 5 h	 (87)	277g, 278
	SMEA, C ₆ H ₆ , reflux, 24 h	 (67)	646
C ₁₂ 	SMEA, C ₆ H ₆ -toluene	 (99) <i>(cis:trans = 70:30)</i>	647
	LAH + (+)-DMDB (1:2), ether, 0°, 16 h	 +  <i>(1R,2S)-(-)</i> (30)(20% opt. y.) <i>(1R,2R)-(+)</i> (5)(62% opt. y.)	264, 266
	SMEA, toluene, -40°, then -45°, 70 min	 (~100)	340
	LiAlH ₄ (OCH ₃), THF, 70-80°, 1-3 h	 (85)	507
	SMEA	 (91)	648
	SMEA, C ₆ H ₆ , room temp, 1 h	 (78) <i>(threo:erythro = 1:1)</i>	649
	SMEA, C ₆ H ₆ , reflux, 24 h	 (91)	650
	"", "", "", ""	 (74)	650
	LTMA (IA), THF, 0°, 30 min, then room temp, 17 h	 (84)	651
	LiAlH ₄ (OC ₂ H ₅), ether	 (39)	652
	SMEA	 (—)	653

TABLE VIII. REDUCTION OF CARBOXYLIC ACID ESTERS (Continued)

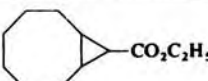
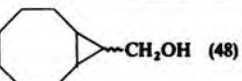
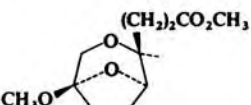
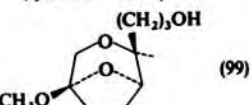
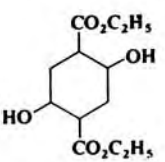
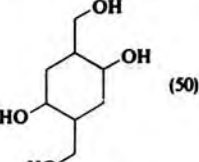
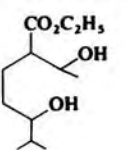
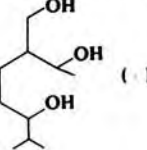
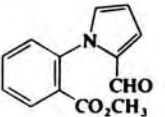
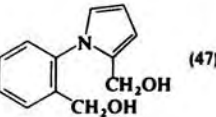
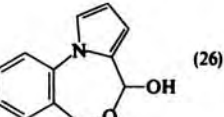
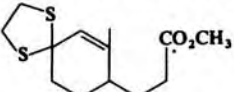
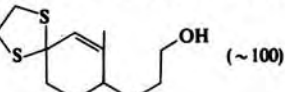
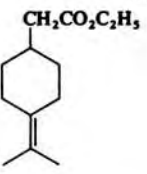
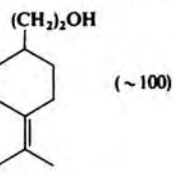
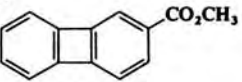
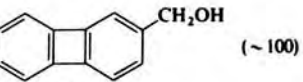
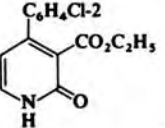
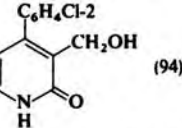
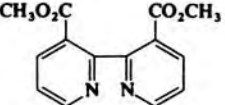
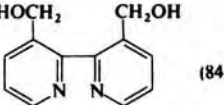
Reactant	Conditions	Product(s) and Yield(s) (%)	Refs.
	SMEAH, C ₆ H ₆ -ether, reflux, 2 h, then room temp, 12 h	 (48) (<i>syn:anti</i> = 66:34)	654
	SMEAH, C ₆ H ₆	 (99)	655
	1. LTBA, THF, reflux, 22 h 2. NaF, MeOH, HCl	 (50)	270
$n\text{-C}_9\text{H}_{19}\text{CO}_2\text{C}_2\text{H}_5$	SMEAH, C ₆ H ₆ , 80°	$n\text{-C}_{10}\text{H}_{21}\text{OH}$ (89)	68
 C ₁₃	SMEAH, C ₆ H ₆ , 0°, 1 h	 ()	656a
	SMEAH, toluene, room temp, 1.5 h	 (47)	656b
	SMEAH (IA), toluene, room temp, 3 h	 (26)	656b
$(\text{CH}_3)_2\text{C}=\text{C}=\text{CHC}\equiv\text{CCH}=\text{CHCH}(\text{CH}_3)\text{O}_2\text{CCH}_3$ $(\text{CH}_3)_2\text{C}=\text{C}=\text{CHC}\equiv\text{C}(\text{CH}_3)=\text{CHCH}_2\text{O}_2\text{CCH}_3$	LiAlH ₄ (OCH ₃), THF, reflux, 2 h ", ", ", "	$(\text{CH}_3)_2\text{C}=\text{C}=\text{CHCH}=\text{C}=\text{CHCH}_2\text{CH}(\text{CH}_3)\text{OH}$ (70) $(\text{CH}_3)_2\text{C}=\text{C}=\text{CHCH}=\text{C}=\text{C}(\text{CH}_3)(\text{CH}_2)_2\text{OH}$ (80)	657, 658 657, 658
	SMEAH, THF, 0°, 4 h	 (~100)	533, 534
 C ₁₄	SMEAH, C ₆ H ₆ , 20°, 10 h	 (~100)	659
	SMEAH, C ₆ H ₆ , 40°	 (~100)	660
	SMEAH (IA), THF, reflux	 (94)	661
	SMEAH, C ₆ H ₆ , 0°, 1.5 h	 (84)	662

TABLE VIII. REDUCTION OF CARBOXYLIC ACID ESTERS (Continued)

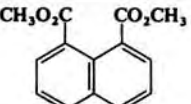
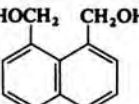
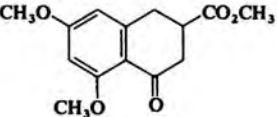
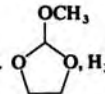
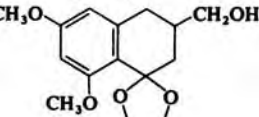
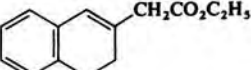
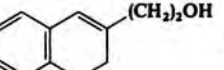
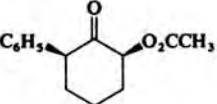
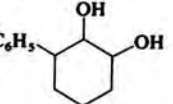
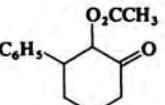
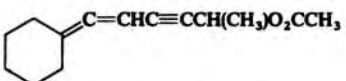
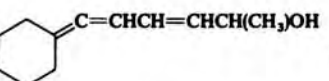
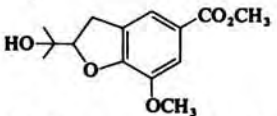
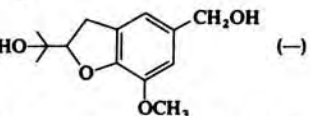
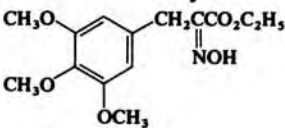
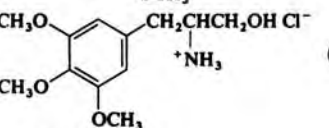
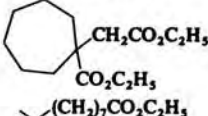
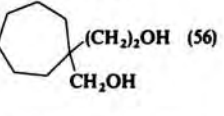

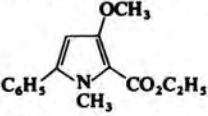
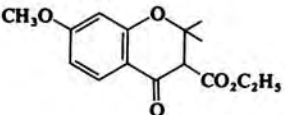
Reactant	Conditions	Product(s) and Yield(s) (%)	Refs.
	SMEA, C ₆ H ₆ , room temp, 40 min, then reflux, 1.5 h	 (69)	663a
2,6-F ₂ C ₆ H ₃ COCH(CH ₂ CH=CH ₂)CO ₂ C ₂ H ₅	1. LAH, THF, -70°, 30 min 2. SMEAH, toluene	2,6-F ₂ C ₆ H ₃ CHOHCH(CH ₂ CH=CH ₂)CH ₂ OH (90) <i>threo-</i> (~100)	663b
	1.  , H ₃ O ⁺ 2. SMEAH, C ₆ H ₆ , 30°, 1 h		664
	LiAlH ₄ (OC ₂ H ₅)(IA), ether, 2.5 h	 (69)	665
	LAH + (-)-DMDB, ether, 0°, 16 h	 I (1 <i>S</i> ,2 <i>R</i> ,3 <i>S</i>)-(+)(38; 46% opt.y.) + (1 <i>R</i> ,2 <i>R</i> ,3 <i>R</i>)-(+)(21; 72% opt.y.)	265, 264, 266
	LAH + (-)-DMDB, ether, 0°, 16 h	I (28; 5% opt.y.) (1 <i>S</i> ,2 <i>S</i> ,3 <i>S</i>)-(-)	265, 264
(CH ₃) ₂ C=C=CHC≡CC(CH ₃)=C(CH ₃)CH ₂ O ₂ CCH ₃	LiAlH ₄ (OCH ₃), THF, reflux, 2 h	(CH ₃) ₂ C=C=CHCH=C=C(CH ₃)CH(CH ₃)CH ₂ OH (65)	657, 658
	LiAlH ₄ (OCH ₃), THF, 70-80°, 1-3 h	 (85)	507
	SMEA	 (-)	666
	1. SMEAH, C ₆ H ₆ , 45-50°, 40 min 2. HCl	 Cl ⁻ (44)	667a
	SMEA (IA), toluene, reflux, 2 h	 (56)	667b
	1. SMEAH, ether 2. H ₃ O ⁺	CH ₃ CO(CH ₂) ₈ OH (~100)	668
n-C ₁₁ H ₂₃ CO ₂ C ₂ H ₅	SMEA, C ₆ H ₆ , 30-90°, 30 min	n-C ₁₂ H ₂₅ OH (98)	167, 168
C ₁₅ 2-CH ₃ O-3-C ₆ H ₅ C ₆ H ₃ CO ₂ CH ₃	SMEA, THF, reflux, 15 h	2-CH ₃ O-3-C ₆ H ₅ C ₆ H ₃ CH ₂ OH (87)	669
	LTBA	No reaction	670
	LTBA, THF, 48 h	No reaction	671

TABLE VIII. REDUCTION OF CARBOXYLIC ACID ESTERS (Continued)

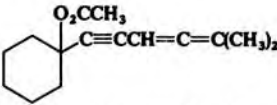
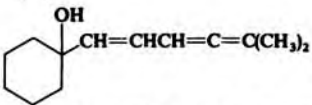
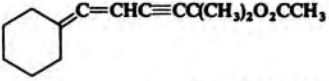
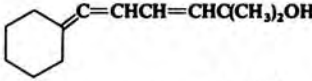
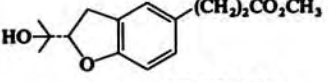
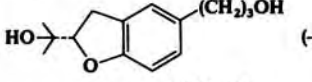
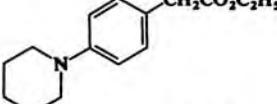
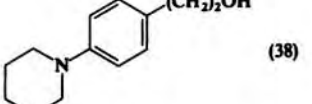
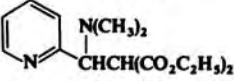
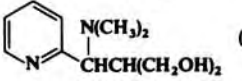
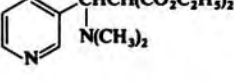
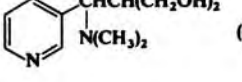


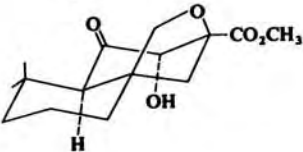
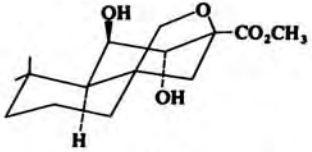

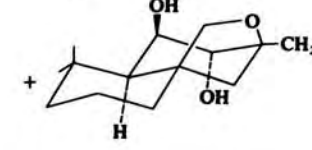
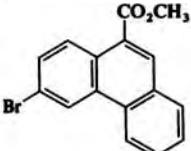
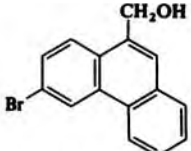
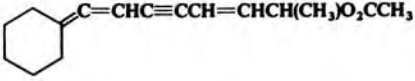
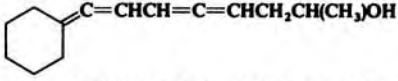

Reactant	Conditions	Product(s) and Yield(s) (%)	Refs.
$(\text{CH}_3)_2\text{C}=\text{C}=\text{CHC}\equiv\text{CQ}(\text{CH}_3)=\text{Q}(\text{CH}_3)\text{CH}(\text{CH}_3)\text{O}_2\text{CCH}_3$	$\text{LiAlH}_4(\text{OCH}_3)$, THF, reflux, 2 h	$(\text{CH}_3)_2\text{C}=\text{C}=\text{CHCH}=\text{C}=\text{Q}(\text{CH}_3)\text{CH}(\text{CH}_3)\text{CH}(\text{CH}_3)\text{OH}$ (60)	657, 658
	$\text{LiAlH}_4(\text{OCH}_3)$, THF, 70–80°, 1.3 h	 (75)	507
	$\text{LiAlH}_4(\text{OCH}_3)$, THF, 70–80°, 1.3 h	 (80)	507
	SMEAH, C_6H_6	 (—)	666
	SMEAH	 (38)	672
$4\text{-CH}_3\text{C}_6\text{H}_4\text{CHCH}(\text{CO}_2\text{CH}_3)_2$ $\text{N}(\text{CH}_3)_2$	SMEAH, C_6H_6 , reflux, 2 h	$4\text{-CH}_3\text{C}_6\text{H}_4\text{CHCH}(\text{CH}_2\text{OH})_2$ $\text{N}(\text{CH}_3)_2$ (16)	673, 674
	"", "", "", "	 (94)	674
	"", "", "", "	 (60)	674
$(\text{CH}_3)_2\text{NCHCH}(\text{CO}_2\text{C}_2\text{H}_5)_2$ 	SMEAH, C_6H_6 , reflux, 2 h	$(\text{CH}_3)_2\text{NCHCH}(\text{CH}_2\text{OH})_2$  (17)	674
	LTBA, room temp, 2 h	 (17)	675
		 (—)	
C_{16} 	SMEAH	 (—)	676
$2\text{-CH}_3\text{OC}_6\text{H}_4\text{COCH}(\text{CH}_2\text{CH}=\text{CH}_2)\text{CO}_2\text{C}_2\text{H}_5$	1. $\text{Zn}(\text{BH}_4)_2$, THF, 25°, 30 min 2. SMEAH, toluene	$2\text{-CH}_3\text{OC}_6\text{H}_4\text{CHOHCH}(\text{CH}_2\text{CH}=\text{CH}_2)\text{CH}_2\text{OH}$ (90) (erythro:threo = 94:6)	663b
	$\text{LiAlH}_4(\text{OCH}_3)$, THF, reflux, 2 h	 (55)	657, 658
	$\text{LiAlH}_4(\text{OCH}_3)$, THF, reflux, 10 h	 (64)	658

TABLE VIII. REDUCTION OF CARBOXYLIC ACID ESTERS (Continued)

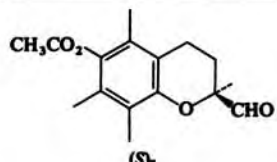
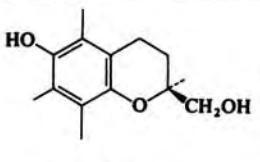
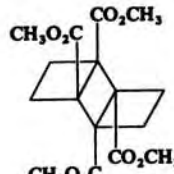
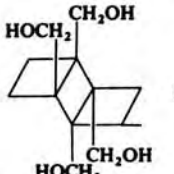
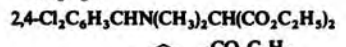
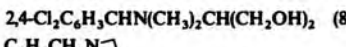
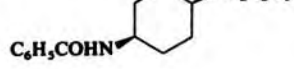


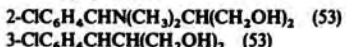
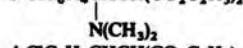
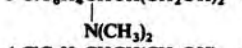
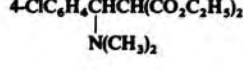
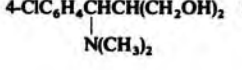
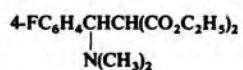
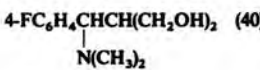
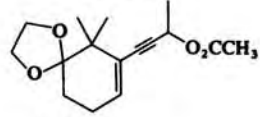
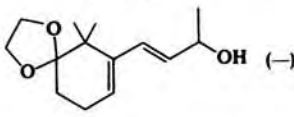
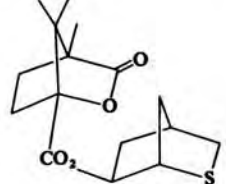
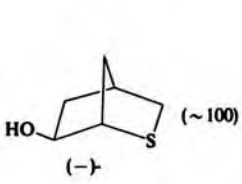
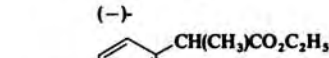
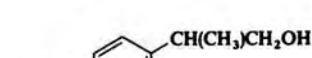
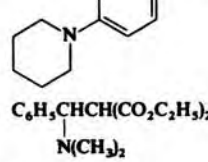
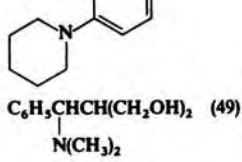
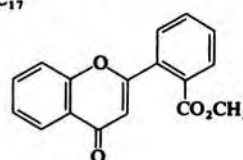
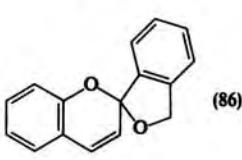
Reactant	Conditions	Product(s) and Yield(s) (%)	Refs.
 (S)-	SMEAH, THF-C ₆ H ₆ , room temp, 1 h	 (92)	240
	LTMA, THF, 0°, 2 h	 (72)	677
	SMEAH, C ₆ H ₆ , room temp, 12 h	 (87)	673, 674
	SMEAH, C ₆ H ₆ , reflux, 2 h	 (18)	189
	SMEAH, C ₆ H ₆ , reflux, 12 h	 (53)	673, 674
	SMEAH, C ₆ H ₆ , room temp, 12 h	 (53)	673, 674
	"", "", "", ""	 (59)	673, 674
	SMEAH, C ₆ H ₆ , room temp, 12 h	 (40)	673, 674
	SMEAH	 (—)	678
	SMEAH (IA), C ₆ H ₆ , 5–10°, overnight	 (~100)	679
	SMEAH, C ₆ H ₆	 (67)	672
	SMEAH, C ₆ H ₆ , room temp, 12 h	 (49)	673, 674
	SMEAH, C ₆ H ₆ -ether, room temp, 1 h	 (86)	680

TABLE VIII. REDUCTION OF CARBOXYLIC ACID ESTERS (Continued)

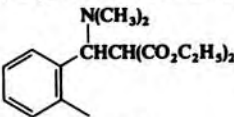
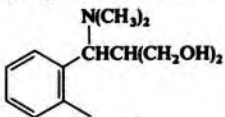
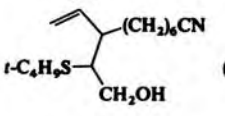
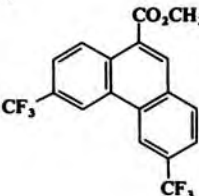
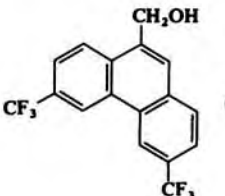
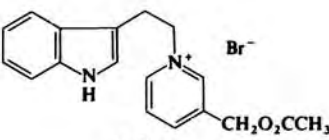
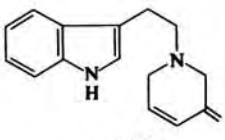
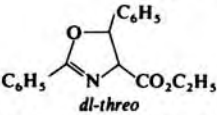
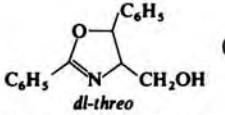
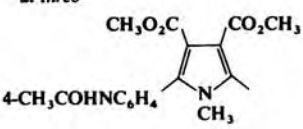
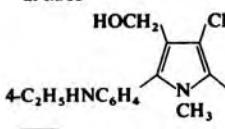
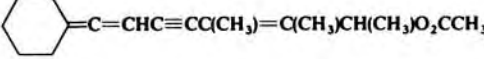
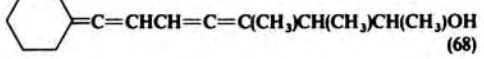
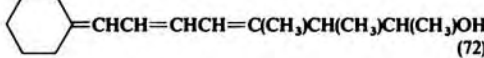
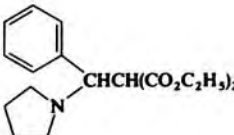
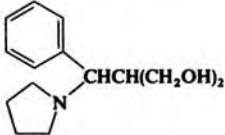
Reactant	Conditions	Product(s) and Yield(s) (%)	Refs.
$(\text{CH}_3)_2\text{C}=\text{C}=\text{CHC}\equiv\text{CCH}(\text{C}_6\text{H}_5)_2\text{O}_2\text{CCH}_3$  $\text{ArCHCH}(\text{CO}_2\text{C}_2\text{H}_5)_2$ $\text{N}(\text{CH}_3)_2$ $\text{Ar} = 3\text{-CH}_3\text{C}_6\text{H}_4$ $\text{Ar} = 4\text{-CH}_3\text{C}_6\text{H}_4$ $\text{Ar} = 3\text{-CH}_3\text{OC}_6\text{H}_4$ $\text{Ar} = 4\text{-CH}_3\text{OC}_6\text{H}_4$	$\text{LiAlH}_4(\text{OCH}_3)_2$, THF, 70–80°, 1–3 h SMEAH , C_6H_6 , reflux, 2 h SMEAH , C_6H_6 , room temp, 16 h	$(\text{CH}_3)_2\text{C}=\text{C}=\text{CHCH}=\text{CHCH}(\text{C}_6\text{H}_5)_2\text{OH}$ (60)  (74) $\text{ArCHCH}(\text{CH}_2\text{OH})_2$ $\text{N}(\text{CH}_3)_2$ (25) (16) (27) (27)	507 674, 673 674, 673 674 674, 673 674, 673
$i\text{-C}_4\text{H}_9\text{S}-\text{CH}(\text{CH}_2)_6\text{CN}$ CO_2CH_3	SMEAH , toluene, reflux	 (—)	681
C_{18} 	SMEAH	 (—)	676
 Br^-	LTBA , THF, reflux, 2 h	 (31)	682
C_6H_5  $\text{C}_6\text{H}_5\text{CHOHCH}(\text{NHBz})\text{CO}_2\text{C}_2\text{H}_5$ dl-threo	SMEAH , C_6H_6 –toluene–ether, 0°, 1 h SMEAH , toluene, 0°, 1 h	 (84) $\text{C}_6\text{H}_5\text{CHOHCH}(\text{NHBz})\text{CH}_2\text{OH}$ (66) dl-threo	246 246
$\text{CH}_3\text{O}_2\text{C}$  $4\text{-CH}_3\text{COHNC}_6\text{H}_4$ $\text{N}(\text{CH}_3)_2$	$\text{LiAlH}_2(\text{OC}_4\text{H}_9\text{-}t)_2$	 (—)	683
	$\text{LiAlH}_4(\text{OCH}_3)_2$, THF, reflux, 2 h $\text{LiAlH}_4(\text{OCH}_3)_2$, THF, reflux, 10 h	 (68)  (72)	658, 657 658
	SMEAH , C_6H_6 , room temp, 16 h	 (56)	674

TABLE VIII. REDUCTION OF CARBOXYLIC ACID ESTERS (Continued)

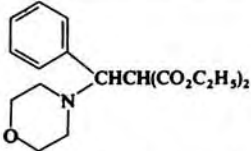
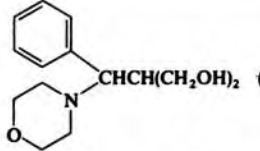
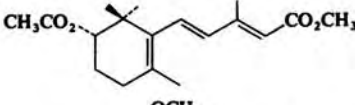
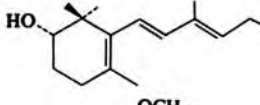
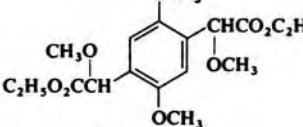
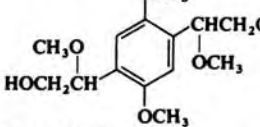
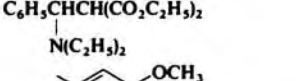
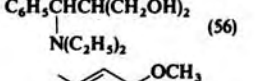
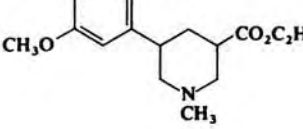
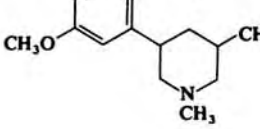
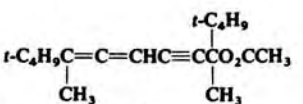
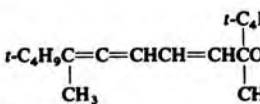
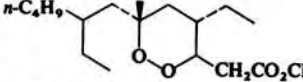
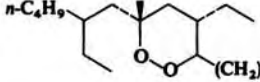
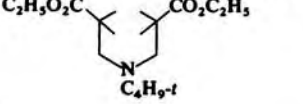
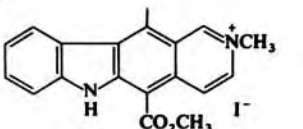
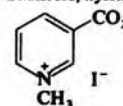
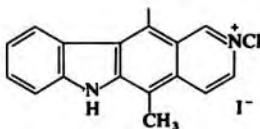

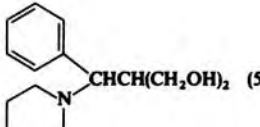
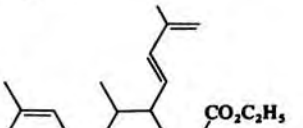
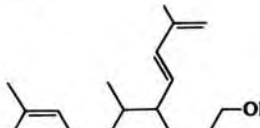
Reactant	Conditions	Product(s) and Yield(s) (%)	Refs.
	SMEA, C ₆ H ₆ , room temp, 16 h	 (85)	674
	SMEA	 (—)	678
	SMEA (IA), THF–C ₆ H ₆ , reflux, 2.5 h	 (93)	684
	SMEA, C ₆ H ₆ , room temp, 16 h	 (56)	674
	SMEA, C ₆ H ₆ , reflux, 1 h	 (91)	685
	LiAlH ₄ (OCH ₃), THF, 70–80°, 1–3 h	 (83)	507
	LTBA, ether, reflux, 1.5 h	 (—)	273
	LTBA	No reaction	686
	1. SMEA, xylene, 130° 2.  I [–]	 (85)	687
	SMEA, C ₆ H ₆ , room temp, 16 h	 (52)	674
	LAH + EtOH (IA), ether, 0°, 1 h	 (80)	688

TABLE VIII. REDUCTION OF CARBOXYLIC ACID ESTERS (Continued)

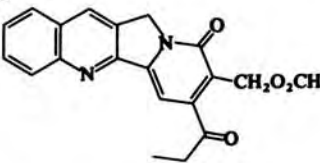
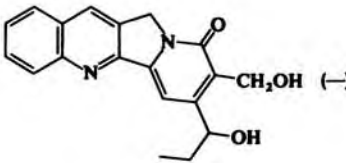
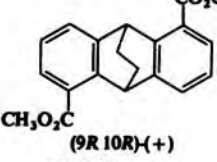
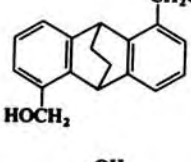
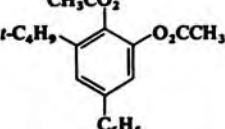
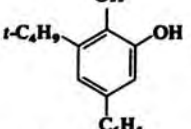
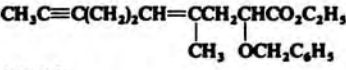
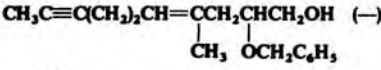
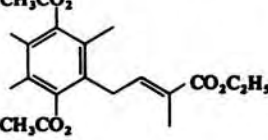
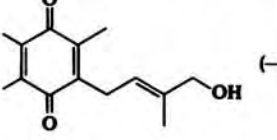
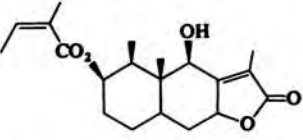
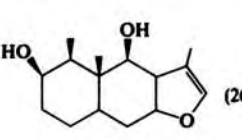
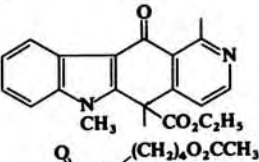
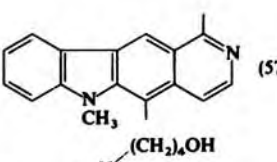
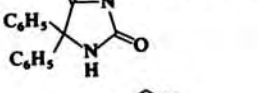
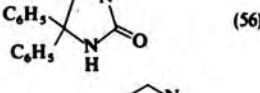
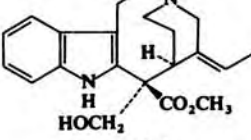
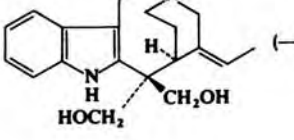
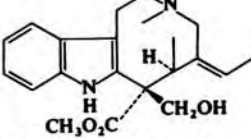
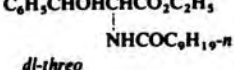
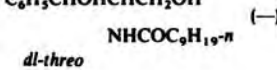
Reactant	Conditions	Product(s) and Yield(s) (%)	Refs.
<p>C₂₀</p>  <p>LAH + BCGF, ether, reflux, 2 h</p>  <p>(-)</p> <p>689</p>			
 <p>(9R 10R)-(+)</p> <p>SMEAH (IA), C₆H₆, room temp, 2.5 h</p>  <p>(~100)</p> <p>690, 691</p>			
 <p>SMEAH, C₆H₆, room temp, 24 h</p>  <p>(69)</p> <p>241</p>			
 <p>SMEAH</p>  <p>(-)</p> <p>692</p>			
 <p>1. SMEAH (IA), C₆H₆, room temp, 2 h 2. FeCl₃, CH₃OH</p>  <p>(-)</p> <p>693</p>			
<p><i>n</i>-C₈H₁₇CH=CH(CH₂)₂CO₂C₂H₅ <i>n</i>-C₁₇H₃₅CO₂C₂H₅</p> <p>SMEAH, C₆H₆, 80° NaAlH(OC₂H₅)₃, THF, 30°, 4 h SMEAH, C₆H₆, 80°</p> <p><i>n</i>-C₈H₁₇CH=CH(CH₂)₂OH (87) <i>n</i>-C₁₆H₃₃OH (91) " (92)</p> <p>68 319 68</p>			
 <p>SMEAH, toluene</p>  <p>(26)</p> <p>623</p>			
<p>C₂₁</p>  <p>SMEAH, THF, room temp</p>  <p>(57)</p> <p>694, 695</p>			
 <p>SMEAH (IA), THF-C₆H₆</p>  <p>(56)</p> <p>372</p>			
 <p>SMEAH</p>  <p>(-)</p> <p>696</p>			
 <p>" (-)</p> <p>696</p>			
 <p><i>dl</i>-threo</p> <p>SMEAH, toluene, 0°, 1 h</p>  <p>(-)</p> <p>246</p>			

TABLE VIII. REDUCTION OF CARBOXYLIC ACID ESTERS (Continued)

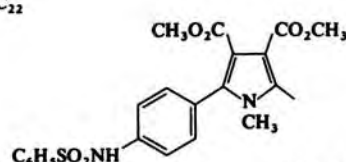
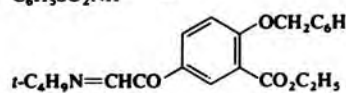
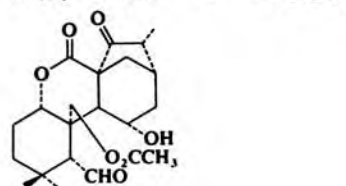
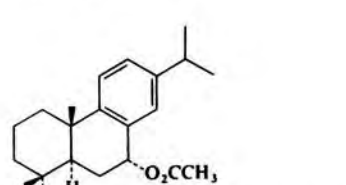
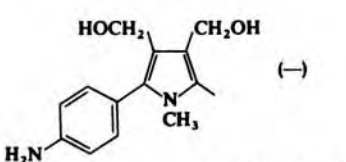
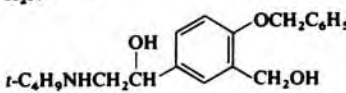
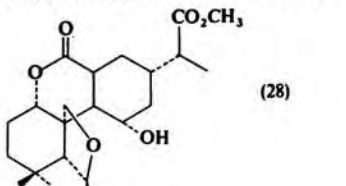
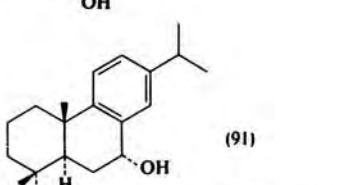
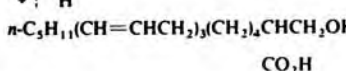
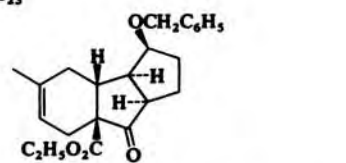
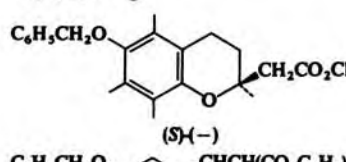
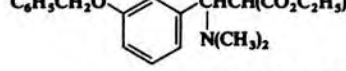
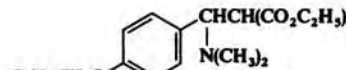
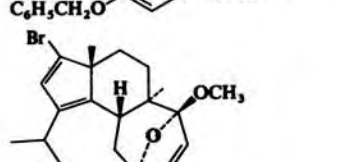
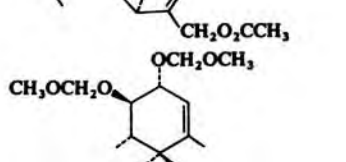
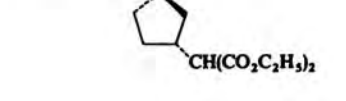
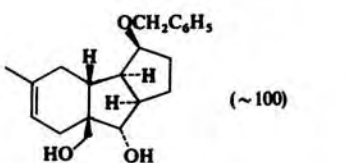
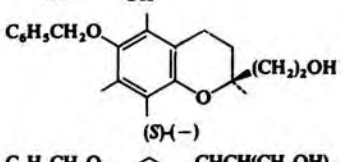
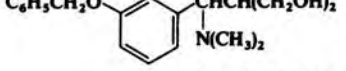
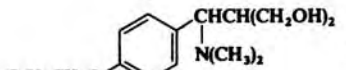
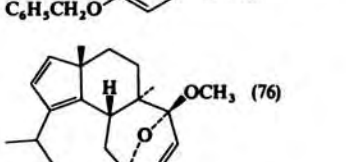
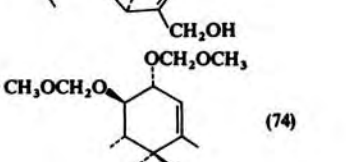
Reactant	Conditions	Product(s) and Yield(s) (%)	Refs.
<p>C₂₂</p>  <p>C₆H₅SO₂NH-</p>  <p><i>t</i>-C₄H₉N=CHCO-</p>   <p><i>n</i>-C₃H₁₁(CH=CHCH₂)₃(CH₂)₄CHCO₂CH₃ all-<i>cis</i> CO₂H</p>	<p>LiAlH₂(OC₄H₉-<i>t</i>)₂</p> <p>SMEAH, C₆H₆, reflux, 1 h</p> <p>1. LAH + MeOH, 0°, 4 h 2. H₃O⁺</p> <p>SMEAH, C₆H₆-ether, 4 h</p> <p>LTBA, BME-ether, 0-40°, 7.5 h</p>	 <p>(-)</p>  <p>(-)</p>  <p>(28)</p>  <p>(91)</p>  <p><i>n</i>-C₃H₁₁(CH=CHCH₂)₃(CH₂)₄CHCH₂OH CO₂H (35)</p>	<p>683</p> <p>697</p> <p>698</p> <p>699</p> <p>275</p>
<p>C₂₃</p>  <p>C₂H₅O₂C</p>  <p>C₆H₅CH₂O-</p> <p>(<i>S</i>)(-)</p>  <p>C₆H₅CH₂O-</p>  <p>C₆H₅CH₂O-</p>  <p>Br</p>  <p>CH₃OCH₂O-</p>  <p>CH(CO₂C₂H₅)₂</p>	<p>SMEAH, THF, room temp</p> <p>SMEAH, C₆H₆, room temp, 3.3 h</p> <p>SMEAH, C₆H₆, room temp, 16 h</p> <p>"", "", "", ""</p> <p>LTMA-CuI, THF, 0°, 5 min, then room temp, 8 h</p> <p>1. NaH 2. SMEAH, DME</p>	 <p>(~100)</p>  <p>(96)</p>  <p>(32)</p>  <p>(45)</p>  <p>(76)</p>  <p>(74)</p>	<p>700a</p> <p>171, 700b</p> <p>674, 673</p> <p>674, 673</p> <p>701</p> <p>242b</p>

TABLE VIII. REDUCTION OF CARBOXYLIC ACID ESTERS (Continued)

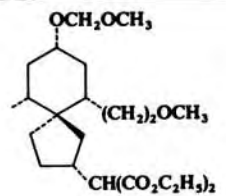
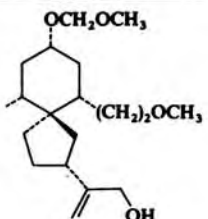
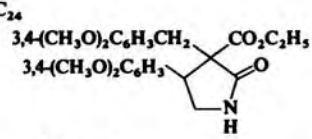
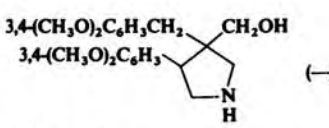
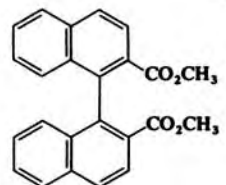
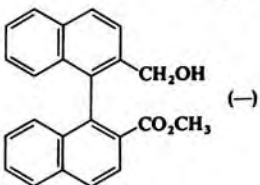
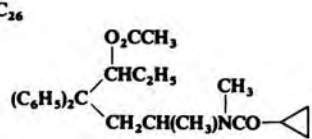
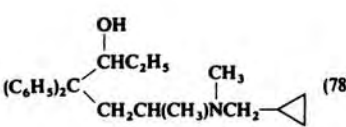
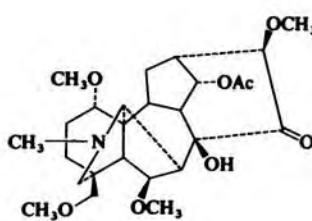
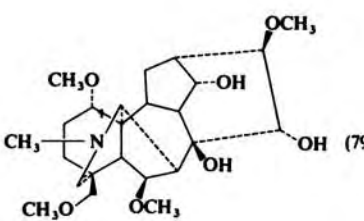
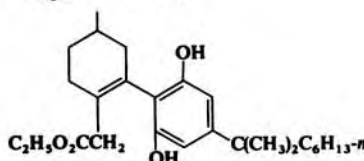
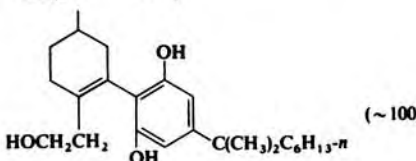
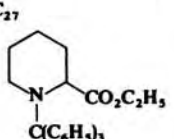
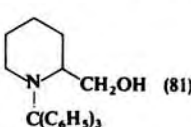
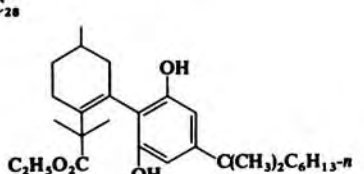
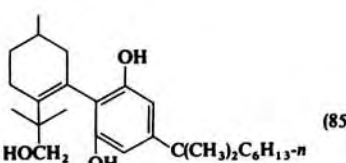
Reactant	Conditions	Product(s) and Yield(s) (%)	Refs.
	1. NaH, DME, reflux 2. SMEAH, DME, reflux	 (50)	242c
396 C_{24} 	SMEAH, C_6H_6 , $\sim 5^\circ$	 (—)	702
	LTBA, C_6H_6 -ether	 (—)	703a, 703b
C_{26} 	SMEAH, C_6H_6 , reflux, 30 min	 (78)	704a
	LTMA, -70 to -50° , 1 h, then room temp., 1 h	 (79)	704b
	SMEAH, C_6H_6 , $0-10^\circ$, 15 min, then room temp., 1 h	 (~ 100)	234
397 C_{27} 	SMEAH, C_6H_6 , 40° , 3 h, then reflux, 4 h	 (81)	705
C_{28} 	SMEAH, C_6H_6 , room temp., 3 h	 (85)	234

TABLE VIII. REDUCTION OF CARBOXYLIC ACID ESTERS (Continued)

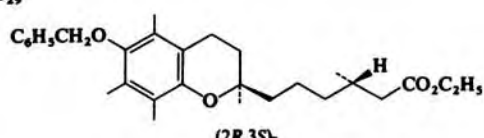
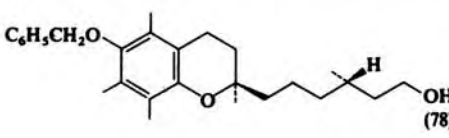
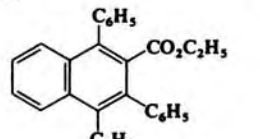
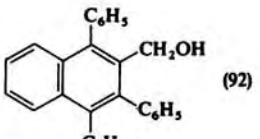
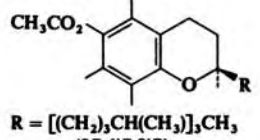
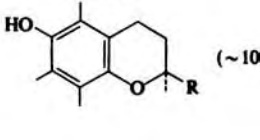
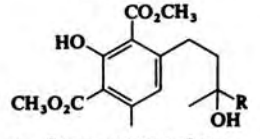
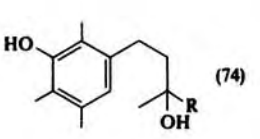
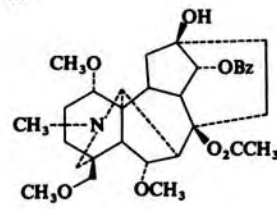
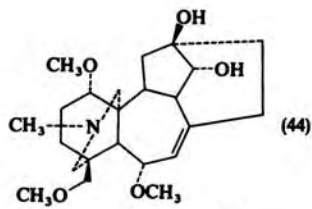
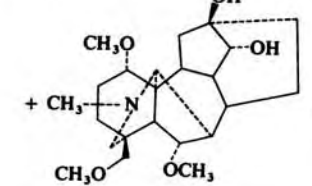
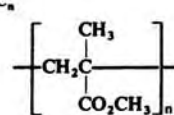
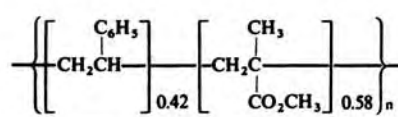
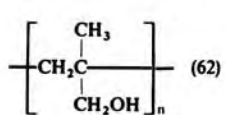
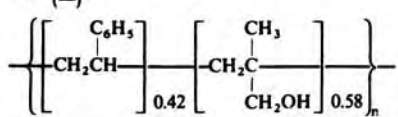
Reactant	Conditions	Product(s) and Yield(s) (%)	Refs.
<p>C₂₉</p>  <p>(2R,3S)-</p>	SMEA, C ₆ H ₆ -ether, reflux, 3 h	 <p>(78)</p>	706, 707
<p>C₃₁</p> 	SMEA, C ₆ H ₆ , reflux, 5 h	 <p>(92)</p>	708
 <p>R = [(CH₂)₃CH(CH₃)]₃CH₃ (2R,4'R,8'R)</p>	SMEA, ether, 75 min	 <p>(~100)</p>	709, 710
 <p>R = [(CH₂)₃CH(CH₃)]₃CH₃</p>	SMEA, xylene, 10°, 10 min, then reflux, 90 min	 <p>(74)</p>	711, 712
<p>C₃₂</p> 	LTBA, BME, 140°, 20 min	 <p>(44)</p>  <p>(8)</p>	274
<p>C_a</p>  	<p>SMEA-N-methylmorpholine-toluene, 100°, 12 h</p> <p>LiAlH(OC₂H₅)₃, THF, reflux, 4 h</p> <p>SMEA, toluene, reflux, 4 h</p>	 <p>(62)</p> <p>" (-)</p>  <p>(~100)</p>	<p>713</p> <p>714a</p> <p>714b</p>

TABLE IX. REDUCTION OF α,β -UNSATURATED CARBOXYLIC ACIDS AND ESTERS

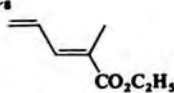
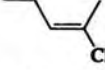


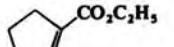
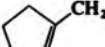
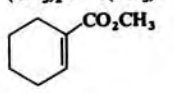
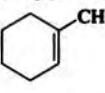
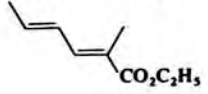
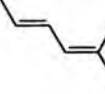
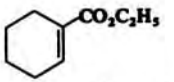
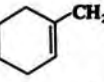
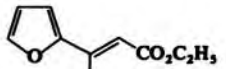
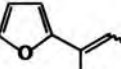
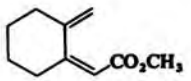
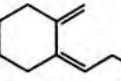
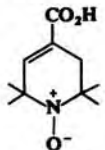
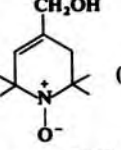
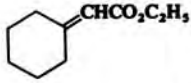
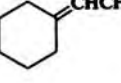

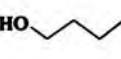


Reactant	Conditions	Product(s) and Yield(s) (%)	Refs.
C_3 $HC \equiv CCO_2H$	1. $LiAlD_4(OC_2H_5)_3$, ether, $0-5^\circ$, 12 h 2. Aqueous HBr , 15 min	$CD_2 \equiv CDCD_2Br(67) + n-C_3D_7Br$ (—)	715a
C_3 $(CH_3)_2C=CHCO_2H$	SMEAH, C_6H_6 , reflux, 1.5 h, then RT, 12 h	$(CH_3)_2C=CHCH_2OH$ (38)	715b
$CH_3CH=CHCO_2CH_3$ cis-	SMEAH, C_6H_6 -ether, $15-20^\circ$, 1 h	$CH_3CH=CHCH_2OH$ (—)	716
	SMEAH-CuBr-2-butanol, THF, -78° , 10 min, then -20° , 1 h	cis- $n-C_3H_7CO_2CH_3$ (84)	113, 114
$CH_2=C(CH_3)CO_2CH_3$	SMEAH, C_6H_6 -ether	$CH_2=C(CH_3)CH_2OH$ (—)	717
C_5 	$LiAlH_4(OC_2H_5)_3(IA)$, ether, -5°	 (—)	718
	$LiAlH_4(OC_2H_5)_3$	 (—)	719
	$LiAlH_4(OC_2H_5)_3$, ether-THF, reflux, 3 h	 (93)	720
$(CH_3)_2C=C(CH_3)CO_2C_2H_5$	SMEAH (IA), C_6H_6 -THF, 0° , 5.5 h	$(CH_3)_2C=C(CH_3)CH_2OH$ (87)	721
	SMEAH, C_6H_6 , 80°	 (95)	68
C_9 $C_6H_5CH=CHCO_2H$	SMEAH, C_6H_6 , 80° , 30 min	$C_6H_5(CH_2)_3OH$ (22)	168
	$LiAlH_4(OC_2H_5)_3(IA)$, ether, -5°	 (—)	718
	$LiAlH_4(OC_2H_5)_2$	 (—)	720
$(CH_3O)_2CH-C(CH_3)=CHCO_2C_2H_5$	SMEAH, C_6H_6 -ether, -70° , then -20° , 1 h	$(CH_3O)_2CH-C(CH_3)=CHCH_2OH$ (—)	722
C_{10} $C_6H_5CH=CHCO_2CH_3$	SMEAH-CuBr-2-butanol, THF, -78° , 10 min, then -20° , 1 h	$C_6H_5(CH_2)_2CO_2CH_3 + [CH_3O_2CCH_2CH(C_6H_5)-]_2$ (82) meso- (—)	114, 113
	SMEAH, C_6H_6 , room temp, 2 h	 (—) (trans:cis = 67:33)	723
	SMEAH, C_6H_6 , $10-20^\circ$, 1.5 h	 (95)	724a
	SMEAH (IA), toluene, reflux, 2 h	 (59)	724b
	SMEAH (IA), C_6H_6 , 0° , then room temp, 6 h	 (70)	724c
	SMEAH, C_6H_6	 (68)	725
C_{11} $C_6H_5CH=CHCO_2C_2H_5$	SMEAH (IA), C_6H_6 , $15-20^\circ$, 45 min	$C_6H_5CH=CHCH_2OH$ (76) + $C_6H_5CH=CHCHO$ (2)	168, 167
	SMEAH, C_6H_6 , $15-20^\circ$, 2 h	$C_6H_5(CH_2)_3OH$ (45)	168, 167
	$LiAlH_4(OC_2H_5)_3$	 (—)	719

TABLE IX. REDUCTION OF α,β -UNSATURATED CARBOXYLIC ACIDS AND ESTERS (Continued)

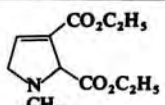
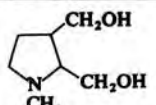
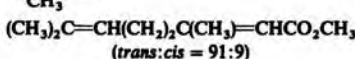
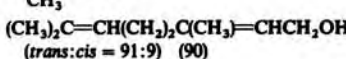
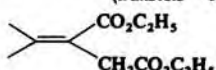
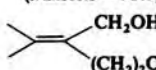
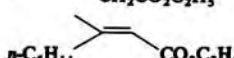
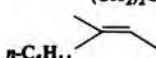
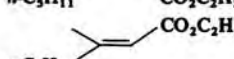
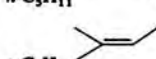




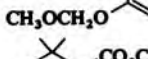
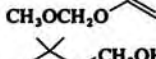
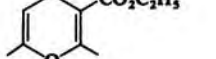
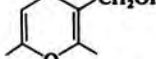
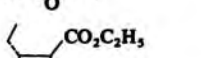
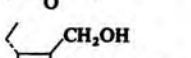

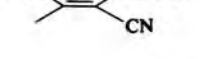

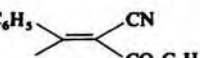
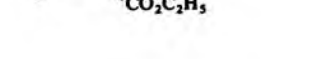
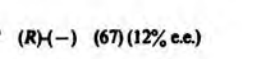

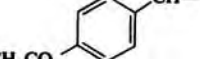
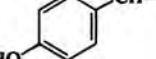
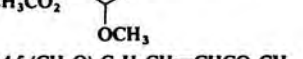
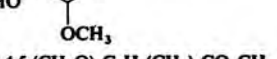
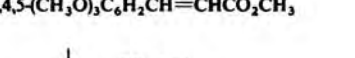
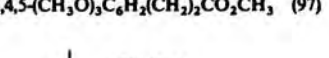
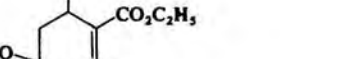
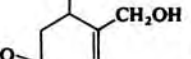

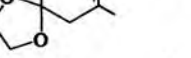
Reactant	Conditions	Product(s) and Yield(s) (%)	Refs.
	SMEA, C ₆ H ₆ -ether, room temp, 15 min	 (56)	726
	LiAlH ₄ (OC ₂ H ₅) (IA)	 (90)	727
	LiAlH(OC ₂ H ₅) ₃ , ether, room temp	 (90)	728, 729
	LiAlH ₄ (OC ₂ H ₅) (IA), ether, reflux, 24 h	 (97)	730
	"", "", "", ""	 (95)	730
	LiAlH ₄ (OC ₂ H ₅) (IA), ether, room temp, 4 h 40 min	 (68)	731
	LiAlH ₄ (OC ₂ H ₅) ₃ , ether, reflux, 30 min	 (82)	732
	LiAlH ₄ (OC ₂ H ₅) ₃ , ether	 (39)	652
	1. SMEAH (IA), C ₆ H ₆ -THF, room temp, overnight 2. H ₃ O ⁺	 (89)	534
	SMEA, C ₆ H ₆ , room temp, 31 h	 (74)	733, 734
	1. LAH + (-)-QN (1:1), ether 2. Aqueous KOH 3. Heat	C ₆ H ₅ CH(CH ₃)CH ₂ CO ₂ H (R)-(-) (72) (11% e.e.)	735
	1. LAH + (+)-QND (1:1), ether 2. Aqueous KOH 3. Heat	" (S)-(+ (60) (1% e.e.)	735
	1. LAH + (-)-CND (1:1), ether 2. Aqueous KOH 3. Heat	" (S)-(+ (74) (3% e.e.)	735
	1. LAH + (+)-QND (1:1), ether 2. Aqueous KOH 3. Heat	" (R)-(- (67) (12% e.e.)	735
	SMEA, toluene, 80°, 20 min	 (—)	736
	SMEA-CuBr-2-butanol, THF, -78°, 15 min, then -20°, 2 h	3,4,5-(CH ₃ O) ₃ C ₆ H ₂ (CH ₂) ₂ CO ₂ CH ₃ (97)	114, 113
	LiAlH ₄ (OC ₂ H ₅) (IA)	 (50)	737
	LiAlH ₄ (OC ₂ H ₅)	 (95)	738
	SMEA, C ₆ H ₆ , 25°, 10 min	 (96)	110
	1. SMEAH, ether, 22°, 1.5 h 2. H ₃ O ⁺ 3. 4-O ₂ NC ₆ H ₄ COCl, Py 4. KOH, EtOH	 (39)	276
		 dl-cis	

TABLE IX. REDUCTION OF α,β -UNSATURATED CARBOXYLIC ACIDS AND ESTERS (Continued)

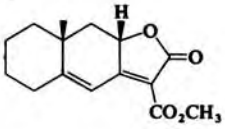
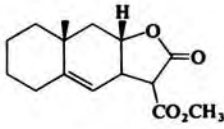
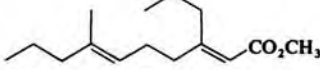
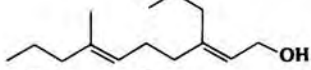
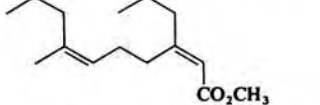
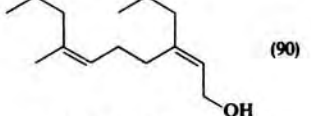
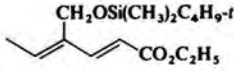
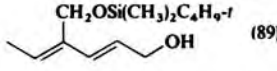
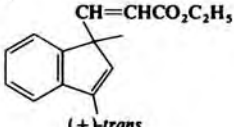
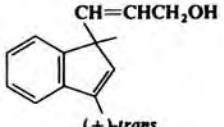
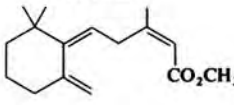
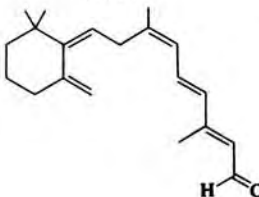
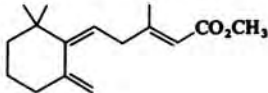
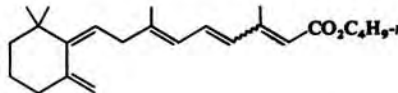


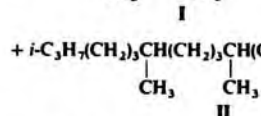
Reactant	Conditions	Product(s) and Yield(s) (%)	Refs.
C₁₅			
	SMEA, THF, -40 to -20°, 45 min	 (—)	622
	LiAlH ₄ (OC ₂ H ₅), ether	 (90)	105
	" "	 (90)	105
	SMEA, toluene, 0°, 45 min	 (89)	739
C₁₆			
	LiAlH ₄ (OC ₂ H ₅), ether, 0°, 30 min	 (37)	740
	1. SMEAH (IA), C ₆ H ₆ -ether, room temp, 30 min 2. P(C ₆ H ₅) ₃ Br ₂ 3. OHCC(CH ₃)=CHCO ₂ C ₄ H _{9-n} , KOH 4. SMEAH (IA), C ₆ H ₆ -ether, room temp, 1 h 5. MnO ₂	 (9)	741
	1. SMEAH (IA), C ₆ H ₆ -ether, room temp, 30 min 2. P(C ₆ H ₅) ₃ Br ₂ 3. OHCC(CH ₃)=CHCO ₂ C ₄ H _{9-n} , KOH	 (21)	741
C₁₇			
4-(C ₆ H ₅ CH ₂ O)C ₆ H ₄ CH=CHCO ₂ CH ₃	LiAlH ₄ (OC ₂ H ₅)(IA), ether, room temp, 5.5 h	4-(C ₆ H ₅ CH ₂ O)C ₆ H ₄ CH=CHCH ₂ OH (65)	731
	LiAlD ₄ + EtOH(1:0.2) (IA), THF, room temp, 1 h	 R = D (—)	742
2-trans,6-trans	LiAlH ₄ (OC ₂ H ₅), ether, 20°, 2 h	" " " R = H (71)	743a
2-cis,6-trans	" " " " " "	2-cis,6-trans " R = H (—)	743a
	LiAlD ₄ + EtOH(1:0.2) (IA), THF, room temp, 1 h	" " " R = D (—)	742
2-cis(24%),trans(76%),6-trans	LiAlH ₄ (OC ₂ H ₅ -t, ether, 0°, 2.5 h	2-cis(30%),trans(70%),6-trans " R = H (79)	743b
2-cis,6-cis	LiAlH ₄ (OC ₂ H ₅), ether, 20°, 2 h	2-cis,6-cis " R = H (—)	743a
2-trans,6-cis	" " " " " "	2-trans,6-cis " R = H (—)	743a
cis-i-C ₃ H ₇ (CH ₂) ₃ CH(CH ₃)C=CHCO ₂ C ₂ H ₅	LAH + EtOH (1:0.2) (IA), THF, room temp, 1 h	i-C ₃ H ₇ (CH ₂) ₃ CH(CH ₃)C=CHCH ₂ OH (95) cis-	742
		 (3)	
trans- "	" " " " " "	trans-I (89) + II (11)	742
C₁₈			
cis-C ₆ H ₅ COC(C ₆ H ₅)=CHCO ₂ C ₂ H ₅	LiAlH ₄ (OC ₂ H ₅)	cis-C ₆ H ₅ CHOHC(C ₆ H ₅)=CHCH ₂ OH + C ₆ H ₅ COCH(C ₆ H ₅)(CH ₂) ₂ OH (~100)	744

TABLE IX. REDUCTION OF α,β -UNSATURATED CARBOXYLIC ACIDS AND ESTERS (Continued)

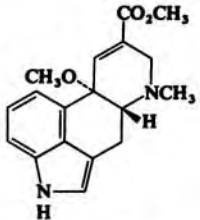
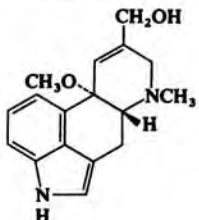
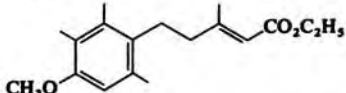
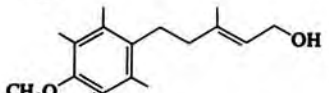
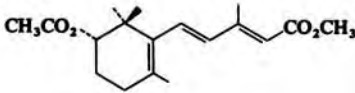
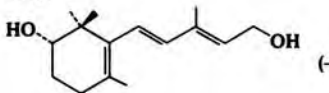
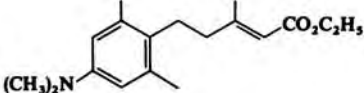
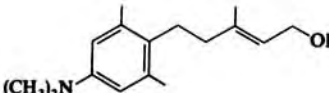
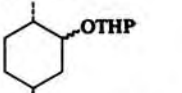
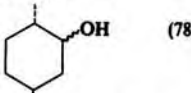
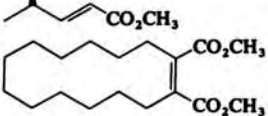
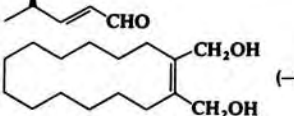
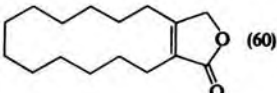
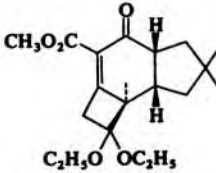
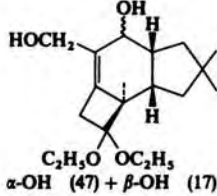
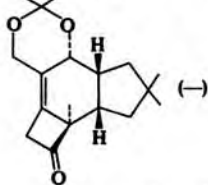
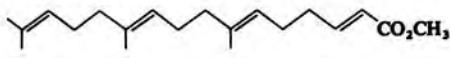
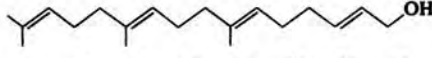
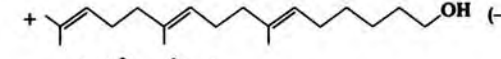
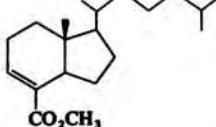
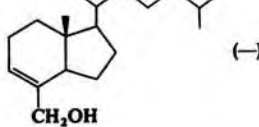
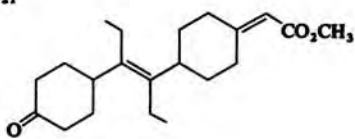
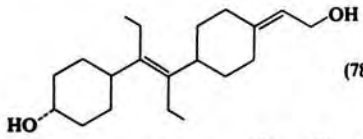
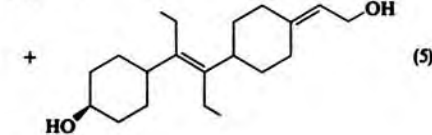
Reactant	Conditions	Product(s) and Yield(s) (%)	Refs.
	SMEAHA (IA), THF-C ₆ H ₆ , room temp, 30 min	 (—)	745, 746
	SMEAHA, ether, 35°, 4 h	 (74)	747
	SMEAHA	 (—)	678
	SMEAHA, ether, 35°, 4 h	 (65)	747
	1. SMEAHA, toluene, room temp to 50°, 30 min 2. H ₃ O ⁺ 3. MnO ₂ , room temp, 4 h 4. H ₃ O ⁺	 (78)	748
	LiAlH ₄ (OC ₂ H ₅), ether, -20°	 (—)	749
	LiAlH ₄ (OC ₂ H ₅) (IA), -20°	 (60)	749
	SMEAHA, C ₆ H ₆ , 25°, 20 h	 α -OH (47) + β -OH (17)	750
	1. SMEAHA, C ₆ H ₆ , 25°, 14 h 2. (CH ₃) ₂ CO, H ₃ O ⁺	 (—)	751
	LiAlH ₄ (OC ₂ H ₅) (IA), ether, room temp, 4 h	 (20) +  (—)	752
	LiAlH ₄ (OC ₂ H ₅) (IA), ether	 (—)	106
	SMEAHA, C ₆ H ₆ -ether, room temp, 48 h	 (78) +  (5)	753

TABLE IX. REDUCTION OF α,β -UNSATURATED CARBOXYLIC ACIDS AND ESTERS (Continued)

Reactant	Conditions	Product(s) and Yield(s) (%)	Refs.
	$\text{LiAlH}_4(\text{OC}_2\text{H}_5)$ (IA), ether, room temp, 4 h	(50)	752
C_{22} 	SMEAH	(—)	754
 2-cis(24%),trans(76%),10-trans-	$\text{LiAlH}_4(\text{OC}_2\text{H}_5-t)$, ether, 0°, 2.5 h	 2-cis(30%),trans(70%),10-trans-	743b
C_{23} 	$\text{LiAlH}_4(\text{OC}_2\text{H}_5)_2$	(44)	755a
	SMEAH (IA), toluene- C_6H_{14} , -5°, 30 min	(58) + (12)	755b
C_{24} 	1. SMEAH (IA), C_6H_6 -ether, room temp, 1 h 2. MnO_2	(13) + (4)	741
C_{25} $\text{X} = \text{CD}_3$; $\text{R} = \text{AcO}$ $\text{X} = \text{CH}_2\text{T}$; " $\text{X} = \text{CH}_3$; "	1. $\text{LiAlH}_4(\text{OCH}_3)_2$, THF, -20°, 30 min, then -20 to 0°, 2.5 h 2. Ac_2O , Py	(78) (—) (49)	280 280 280

TABLE IX. REDUCTION OF α,β -UNSATURATED CARBOXYLIC ACIDS AND ESTERS (Continued)

Reactant	Conditions	Product(s) and Yield(s) (%)	Refs.
	1. $\text{LiAlH}_2(\text{OCH}_3)_2$, THF, -20° , 30 min, -20° to 0° , 2.5 h 2. Ac_2O , Py		
X = CH_2T 		(—)	280
X = CH_3 X = HO		(85) (~100)	280 280
	1. $\text{LiAlH}_2(\text{OCH}_3)_2$, THF, -15° , 1.5 h 2. AcOH , $55-60^\circ$, 45 min 3. Ac_2O , Py		756a
</			

TABLE X. PARTIAL REDUCTION OF CARBOXYLIC ACID ESTERS TO ALDEHYDES

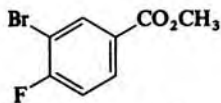
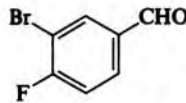
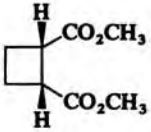
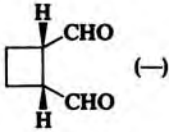
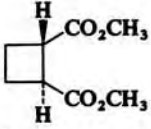
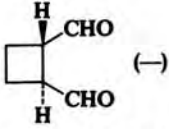
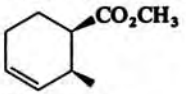
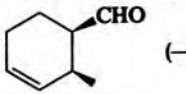
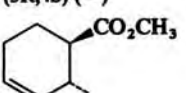
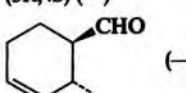
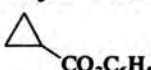
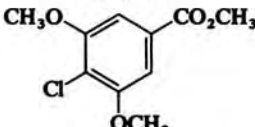
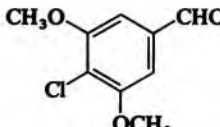
No. of Carbon Atoms	Reactant	Conditions	Product(s) and Yield(s) (%)	Refs.
C ₂	HCO ₂ CH ₃	SMEAH (IA), ether, -70°, 3 h	HCHO (86)	68
C ₃	CH ₃ CO ₂ CH ₃	SMEAH (IA), ether, -70°, 4 h NaAlH ₂ [OCH ₂ CH ₂ N(CH ₃) ₂] ₂	CH ₃ CHO (92) " (92)	68 68
C ₅	<i>i</i> -C ₃ H ₇ CO ₂ CH ₃ CH ₃ CO ₂ (CH ₂) ₂ OCH ₃	SMEAH (IA), ether, -70°, 5 h SMEAH (IA), ether, -70°, 2 h	<i>i</i> -C ₃ H ₇ CHO (77) CH ₃ CHO (88)	72, 68 68
C ₆	<i>t</i> -C ₄ H ₉ CO ₂ CH ₃	SMEAH (IA), ether, -70°, 5 h	<i>t</i> -C ₄ H ₉ CHO (81)	68
C ₇	Methyl pyridine-3-carboxylate CH ₃ C≡C(CH ₂) ₂ CO ₂ CH ₃	SMEAH (IA), ether, -70°, 5 h SMEAH (IA), THF-C ₆ H ₆ , -70°, 6 h	Pyridine-3-carboxaldehyde (—) CH ₃ C≡C(CH ₂) ₂ CHO + CH ₃ C≡C(CH ₂) ₃ OH (—) I II (I:II = 85:15)	72 757
	<i>n</i> -C ₅ H ₁₁ CO ₂ CH ₃	SMEAH (IA), THF-C ₆ H ₆ , -70°, 7 h	<i>n</i> -C ₅ H ₁₁ CHO (86)	68
C ₈	 CH ₃ CO ₂ C ₆ H ₄ Cl-4 ClCH ₂ CO ₂ C ₆ H ₅ CH ₃ CO ₂ C ₆ H ₅ C ₆ H ₅ CO ₂ CH ₃	SMEAH + MPL, toluene, -50 to 25°, 16 h LTBA, THF, -22°, 8 h LTBA (IA), THF, 0°, 30 min LTBA (IA), THF, 0°, 4 h SMEAH, ether, -70°, 8 h SMEAH + MHP (IA), toluene, -10°, 35 min	 (53) CH ₃ CHO (77) ClCH ₂ CHO (67) CH ₃ CHO (71) C ₆ H ₅ CHO (38) " (85)	758 64 64 64 68 73
		SMEAH, C ₆ H ₆ -ether, -70°, 24 h	 (—)	759
		SMEAH, C ₆ H ₆ -ether, -70°, 24 h	 (—)	759
	" (1 <i>S</i> ,2 <i>S</i>)(+) C ₆ H ₁₁ CO ₂ CH ₃	" SMEAH (IA), toluene, -70°, 45 min	" (1 <i>S</i> ,2 <i>S</i>)(+) (—) C ₆ H ₁₁ CHO (—)	759 72
C ₉	4-ClC ₆ H ₄ CH ₂ CO ₂ CH ₃ C ₂ H ₅ CO ₂ C ₆ H ₅ C ₆ H ₅ CH ₂ CO ₂ CH ₃	SMEAH, ether, -78°, 8 h LTBA, THF, 0°, 3 h SMEAH (IA), ether, -70°, 8 h	4-ClC ₆ H ₄ CH ₂ CHO (15) C ₂ H ₅ CHO (77) C ₆ H ₅ CH ₂ CHO (79)	760 64 68
	 (3 <i>R</i> ,4 <i>S</i>)(—)	SMEAH, C ₆ H ₆ -ether, -70°, 19 h	 (—)	759
	 (3 <i>S</i> ,4 <i>S</i>)(+)	" SMEAH (IA), ether, -70°, 8 h	 (—) <i>n</i> -C ₇ H ₁₅ CHO (85)	759 68
C ₁₀	CH ₃ CH=CHCO ₂ C ₆ H ₅	LTBA, THF, 0°, 30 min	CH ₃ CH=CHCHO (33)	64
		LTBA (IA), THF, 0°, 10 h	No reaction	64
		SMEAH + MHP (IA), toluene, 0 to -5°, 30 min	 (85)	292

TABLE X. PARTIAL REDUCTION OF CARBOXYLIC ACID ESTERS TO ALDEHYDES (Continued)

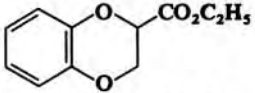
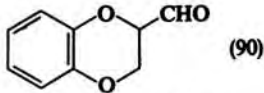
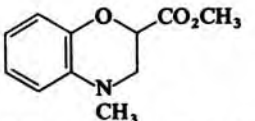
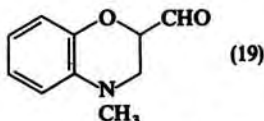
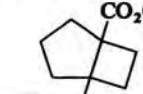
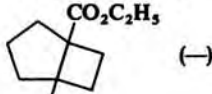
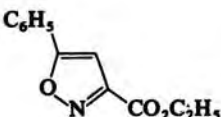
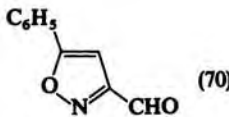
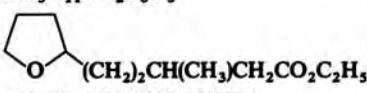
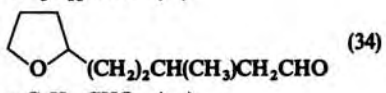
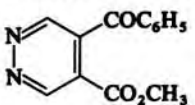
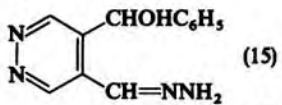
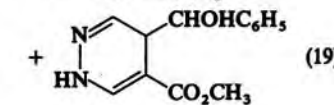
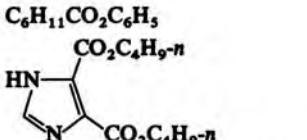
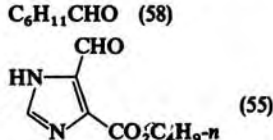
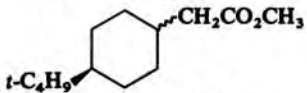
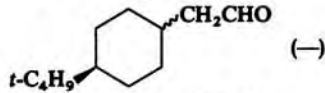
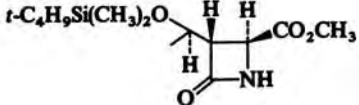
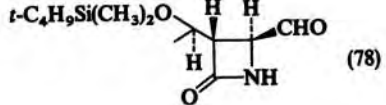
No. of Carbon Atoms	Reactant	Conditions	Product(s) and Yield(s) (%)	Refs.
C ₁₀ (Contd.)	<i>n</i> -C ₃ H ₇ CO ₂ C ₆ H ₅	LTBA (IA), THF, 0°, 4 h	<i>n</i> -C ₃ H ₇ CHO (63)	64
	<i>i</i> -C ₃ H ₇ CO ₂ C ₆ H ₅	LTBA, THF, 0°, 4 h	<i>i</i> -C ₃ H ₇ CHO (71)	64
	4-CH ₃ C ₆ H ₄ CH ₂ CO ₂ CH ₃	SMEAH, ether, -78°, 8 h	4-CH ₃ C ₆ H ₄ CH ₂ CHO (21)	760
	4-CH ₃ OC ₆ H ₄ CH ₂ CO ₂ CH ₃	" , " , "	4-CH ₃ OC ₆ H ₄ CH ₂ CHO (30)	760
C ₁₁	4-CH ₃ OC ₆ H ₄ CH=CHCO ₂ CH ₃	SMEAH + MPL (IA), C ₆ H ₆ -toluene, 0°, 35 min	4-CH ₃ OC ₆ H ₄ CH=CHCHO (84)	75
		SMEAH, THF-C ₆ H ₆ , -70°, 5 h	 (90)	761
		SMEAH + MPL, toluene, -40°, 20 min	 (19)	293
	3-CH ₃ OC ₆ H ₄ (CH ₂) ₂ CO ₂ CH ₃	SMEAH, THF, -75°, 3 h	3-CH ₃ OC ₆ H ₄ (CH ₂) ₂ CHO (90)	762
	4-CH ₃ OC ₆ H ₄ (CH ₂) ₂ CO ₂ CH ₃	SMEAH + MHP (IA), toluene, -55 to -40°, 70 min	4-CH ₃ OC ₆ H ₄ (CH ₂) ₂ CHO (88)	73
	3,4,5-(CH ₃ O) ₃ C ₆ H ₂ CO ₂ CH ₃	SMEAH + MPL, toluene, -5°	3,4,5-(CH ₃ O) ₃ C ₆ H ₂ CHO (94)	763
		1. SMEAH, hexane-ether, -70°, 24 h 2. (C ₆ H ₅) ₃ P=CH ₂ , -70° 3. NaOC ₂ H ₅ , EtOH	 (—)	764
	CH ₃ O ₂ C <i>n</i> -C ₉ H ₁₉ CO ₂ CH ₃	SMEAH, ether, -70°, 2 h	<i>n</i> -C ₉ H ₁₉ CHO (82)	68
C ₁₂		SMEAH, toluene, -60°, 7 h	 (70)	765
	<i>n</i> -C ₃ H ₁₁ CO ₂ C ₆ H ₅	LTBA (IA), THF, 0°, 4 h	<i>n</i> -C ₃ H ₁₁ CHO (62)	64
		SMEAH, C ₆ H ₆ -ether, -75°, 24 h	 (34)	766
	<i>n</i> -C ₇ H ₁₅ CO ₂ (CH ₂) ₂ N(CH ₃) ₂	SMEAH, C ₆ H ₆	<i>n</i> -C ₇ H ₁₅ CHO (—)	71
C ₁₃		1. SMEAH, THF, -70°, 4 h 2. N ₂ H ₄	 (15) +  (19)	767
	C ₆ H ₁₁ CO ₂ C ₆ H ₅	LTBA (IA), THF, 0°, 5 h	C ₆ H ₁₁ CHO (58)	64
		SMEAH, THF-C ₆ H ₆ , -25 to -20°, 20 min, then 0°, 45 min	 (55)	768
		SMEAH, toluene, -70°	 (—)	769
		SMEAH (IA), THF, -78°, 1 h	 (78)	770

TABLE X. PARTIAL REDUCTION OF CARBOXYLIC ACID ESTERS TO ALDEHYDES (Continued)

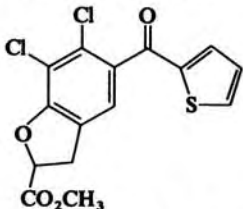
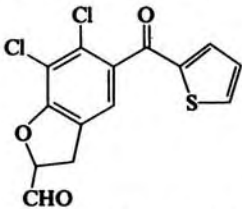
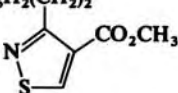
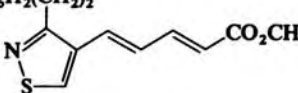
No. of Carbon Atoms	Reactant	Conditions	Product and Yield (%)	Refs.
C ₁₄	C ₆ H ₅ CH ₂ CO ₂ C ₆ H ₅ C ₆ H ₅ OCH ₂ CO ₂ C ₆ H ₅	LTBA, THF, 0°, 1 h LTBA (IA), THF, 0°, 15 min	C ₆ H ₅ CH ₂ CHO (73) C ₆ H ₅ OCH ₂ CHO (49)	64 64
C ₁₅	 C ₆ H ₅ CH=CHCO ₂ C ₆ H ₅ (C ₆ H ₅) ₂ CHCO ₂ CH ₃	SMEAH, THF, -70°, 1 h LTBA (IA), THF, 0°, 2 h SMEAH, ether, -70°, 36 h	 (31) C ₆ H ₅ CH=CHCHO (60) (C ₆ H ₅) ₂ CHCHO (49)	771 64 68
C ₁₆	3,4,5-(CH ₃ O) ₃ C ₆ H ₂ (CH ₂) ₂ 	1. N ₂ H ₄ , O ₂ , Cu ²⁺ 2. LTBA 3. (C ₆ H ₅) ₃ P=CHCH=CHCO ₂ CH ₃	3,4,5-(CH ₃ O) ₃ C ₆ H ₂ (CH ₂) ₂  (—)	772, 773
C ₁₉	n-C ₈ H ₁₇ CH=CH(CH ₂) ₇ CO ₂ CH ₃	SMEAH, ether, -70°, 24 h	n-C ₈ H ₁₇ CH=CH(CH ₂) ₇ CHO (70)	68

TABLE XI. REDUCTION OF ACYL CHLORIDES

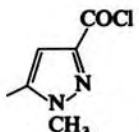
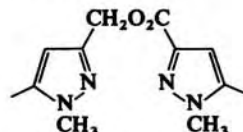
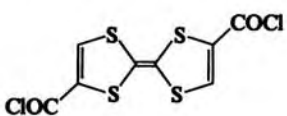
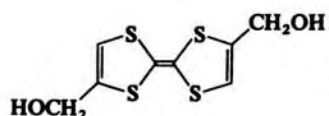
No. of Carbon Atoms	Reactant	Conditions	Product(s) and Yield(s) (%)	Refs.
C ₄	<i>n</i> -C ₃ H ₇ COCl <i>i</i> -C ₃ H ₇ COCl	NaAlH(OC ₂ H ₅) ₃ , THF, 65°, 2 h SMEA, toluene, 70–92°, 1 h	<i>n</i> -C ₄ H ₉ OH (85) <i>i</i> -C ₄ H ₉ OH (99)	319 168
C ₆	 <i>n</i> -C ₅ H ₁₁ COCl	LTBA, BME, –10 to 0° SMEA, C ₆ H ₆ , 70°, 1 h Ca[AlH ₂ (OC ₄ H ₉ - <i>i</i>) ₂] ₂ ·THF, toluene, 80°, 30 min	 (27) <i>n</i> -C ₆ H ₁₃ OH (99) " (~100)	774 168 165
C ₇	C ₆ H ₅ COCl	NaAlH ₃ (OCH ₃) ₃ , THF, 20–25°, 2 h NaAlH(OC ₂ H ₅) ₃ , THF, 65°, 4 h SMEA, C ₆ H ₆ , 70–90°, 4 h NaAlH[OCH ₂ CH ₂ N(CH ₃) ₂] ₃ , C ₆ H ₆ , reflux, 2.5 h NaAl ₂ H ₄ [OCH ₂ CH ₂ N(CH ₃) ₂] ₃ , C ₆ H ₆ , 80° NaAlH ₂ (OCH ₂ CH ₂ OC ₃ H ₇ - <i>i</i>) ₂ , C ₆ H ₆ , 25°, 2 h Ca[AlH ₂ (OC ₄ H ₉ - <i>i</i>) ₂] ₂ ·THF, toluene, 25°, 1 h	C ₆ H ₅ CH ₂ OH (—) " (87) " (94) " (90) " (97) " (80) " (~100)	775 319 168, 68 238 634 632 165
C ₈		LTBA, THF, –78°, 1 h	 (16)	776

TABLE XI. REDUCTION OF ACYL CHLORIDES (Continued)

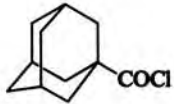
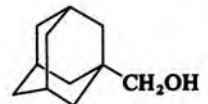
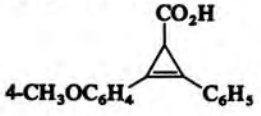
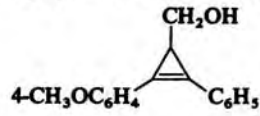
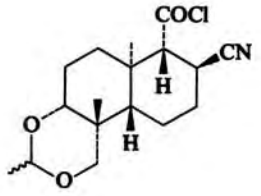
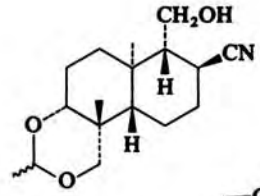
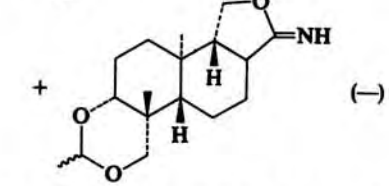
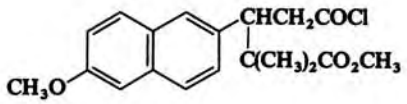
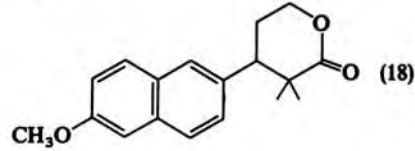
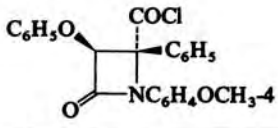
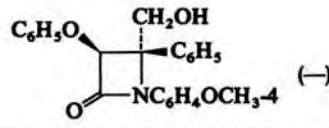
No. of Carbon Atoms	Reactant	Conditions	Product(s) and Yield(s)(%)	Refs.
C ₈ (Contd.)	C ₆ H ₅ CH ₂ COCl	SMEA, toluene, 70–102°, 1 h	C ₆ H ₅ (CH ₂) ₂ OH (98)	168
	n-C ₇ H ₁₅ COCl	SMEA, C ₆ H ₆ , 70–85°, 1 h	n-C ₈ H ₁₇ OH (88)	168
C ₉	C ₆ H ₅ CH=CHCOCl	NaAlH(OC ₂ H ₅) ₃ , THF, 65°, 4 h	C ₆ H ₅ CH=CHCH ₂ OH (76)	319
		SMEA (IA), C ₆ H ₆ , 0–18°, 1 h	" (52)	167, 168
		SMEA, C ₆ H ₆ -toluene, 70–110°, 1 h	C ₆ H ₅ (CH ₂) ₃ OH (59)	167, 168
		Ca[AlH ₂ (OC ₄ H ₉ -i) ₂] ₂ ·THF, toluene, 100°, 5 h	" (62)	165
	(+)-CH ₃ O ₂ C[CH(OAc)] ₂ COCl	1. LTBA, THF, 0°, 1 h 2. Ac ₂ O	CH ₃ O ₂ C[CH(OAc)] ₂ CH ₂ OAc (58)	776b
	n-C ₈ H ₁₇ COCl	SMEA, C ₆ H ₆ , 70–95°, 4 h	n-C ₉ H ₁₉ OH (90)	168
C ₁₀	C ₆ H ₅ CH(OAc)COCl	LTBA, BME, –10°	C ₆ H ₅ CH(OAc)CH ₂ OH (54) + C ₆ H ₅ CHOHCH ₂ OAc (—)	777
C ₁₁		SMEA, C ₆ H ₆	 (39)	778
C ₁₂	n-C ₁₁ H ₂₃ COCl	SMEA, toluene, 70–105°, 1 h	n-C ₁₂ H ₂₅ OH (97)	168
C ₁₄	CH ₃ O ₂ CC(CH ₃) ₂ CH(C ₆ H ₅)CH ₂ COCl	1. LTBA, THF, room temp, 2 h, then 60°, 40 min 2. NaOH, DME	HO ₂ CC(CH ₃) ₂ CH(C ₆ H ₅)(CH ₂) ₂ OH (46)	779
C ₁₅	C ₆ H ₅ CH(OBz)COCl	LTBA, BME, –10°	C ₆ H ₅ CHOHCH ₂ OBz (37)	777
C ₁₇		1. (COCl) ₂ 2. LTBA, BME, 0°, 2 h	 (35)	294b
		LTBA, THF, 0°, 1 h	 +  (—)	780
C ₁₈	C ₆ H ₅ CH(COCl)O ₂ CC ₆ H ₂ (CH ₃) ₃ -2,4,6	LTBA, BME, –10°	C ₆ H ₅ CH(CH ₂ OH)O ₂ CC ₆ H ₂ (CH ₃) ₃ -2,4,6 (77)	777
C ₁₉		1. LTBA, THF, 0–60°, 40 min 2. NaOH, DME	 (18)	779
C ₂₃		LTBA, BME, –55°, 1.3 h	 (—)	190

TABLE XII. PARTIAL REDUCTION OF ACYL CHLORIDES TO ALDEHYDES

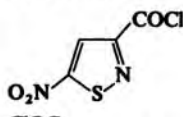
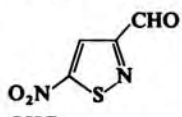
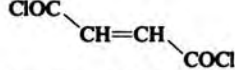
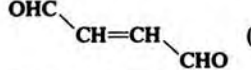
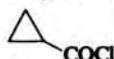
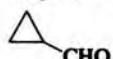
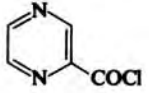
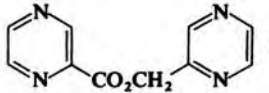
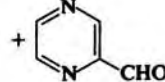
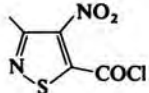
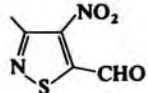
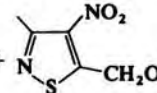
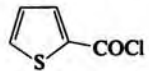
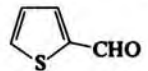
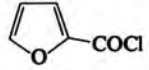
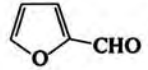
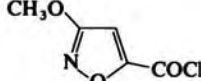
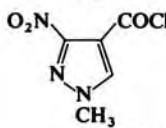
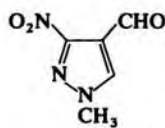
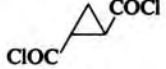
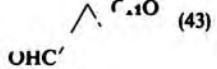
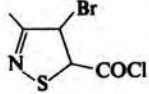
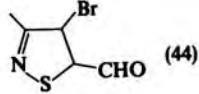

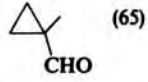
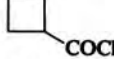
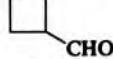
No. of Carbon Atoms	Reactant	Conditions	Products(s) and Yield(s) (%)	Refs.
C ₂	CH ₃ COCl	Na saccharin, SMEAH (IA), C ₆ H ₆ , 0–5°, 2 h	CH ₃ CHO (76)	98
C ₃	C ₂ H ₅ COCl	" , " , " , " , "	C ₂ H ₅ CHO (78)	98
C ₄		LTBA, BME, –70°, 1 h, then room temp, 1 h	 (48)	781
		LTBA (IA), BME, –78°, 1 h; to room temp, 1 h	 (59)	78
	CH ₃ CH=CHCOCl	" , " , " , " , "	CH ₃ CH=CHCHO (48)	78
		" , " , " , " , "	 (42)	78
	n-C ₃ H ₇ COCl	" , " , " , " , "	n-C ₃ H ₇ CHO (37)	78
		NaAlH(OC ₄ H ₉ -t) ₃ , BME, –70°, 3 h	" (48)	80
		Na saccharin, SMEAH (IA), C ₆ H ₆ , 0–5°, 2 h	" (78)	98
	i-C ₃ H ₇ COCl	LTBA (IA), BME –78°, 1 h; to room temp, 1 h	i-C ₃ H ₇ CHO (57)	78
		NaAlH(OC ₄ H ₉ -t) ₃ , BME, –70°, 3 h	" (34)	80
C ₅		LTBA, THF, –78°, 2 h	 (55) +  (20)	302
		LTBA, BME, –70°, 95 min	 +  (–)	782
		NaAlH(OC ₄ H ₉ -t) ₃ , BME, –70°, 3 h	 (63)	80
		NaAlH(OC ₄ H ₉ -t) ₃ , BME, –70°, 3 h	 (85)	80
		LTBA (IA), BME, –75°, 1 h; to room temp, 1 h	No reaction	783
		LTBA	 (–)	784
		LTBA	 (43)	785
		LTBA (IA), BME–ether, –70°, 90 min	 (44)	786
		LTBA, BME –60°, 1 h; to room temp, 2 h	 (65)	787
		LTBA (IA), BME –78°, 1 h; to room temp, 1 h	 (46)	78
	i-C ₄ H ₉ ¹⁴ COCl	LiAlH(OC ₂ H ₅) ₃ , ether, –70°, 30 min	i-C ₄ H ₉ ¹⁴ CHO (–)	788
	i-C ₄ H ₉ COCl	LTBA (IA), BME –78°, 1 h; to room temp, 1 h	i-C ₄ H ₉ CHO (58)	78, 76, 77
		NaAlH(OC ₄ H ₉ -t) ₃ , BME, –70°, 3 h	" (45)	80

TABLE XII. PARTIAL REDUCTION OF ACYL CHLORIDES TO ALDEHYDES (Continued)

No. of Carbon Atoms	Reactant	Conditions	Products(s) and Yield(s) (%)	Refs.
C ₆		LTBA	No reaction	789
		LTBA (IA), BME, -78°, 1 h; to room temp, 1 h;	No reaction	790
		" , " , " , " , " , "	(69)	78
		NaAlH(OC ₄ H ₉ -t) ₃ , BME, -70°, 3 h	" (75)	80
		LTBA, BME	(20)	791
		LTBA	(—)	792
	ClOC(CH ₂) ₄ COCl	LTBA (IA), BME, -78°, 1 h; to room temp, 1 h	OHC(CH ₂) ₄ CHO (53)	78
	n-C ₃ H ₁₁ COCl	" , " , " , " , " , "	n-C ₃ H ₁₁ CHO (41)	78, 77
		NaAlH(OC ₄ H ₉ -t) ₃ , BME, -70°, 3 h	" (45)	80
	i-C ₃ H ₇ (CH ₂) ₂ COCl	LTBA, THF, -70°	i-C ₃ H ₇ (CH ₂) ₂ CHO (21)	793
	C ₂ H ₅ C(CH ₃) ₂ COCl	LTBA, BME, -78°, 1.7 h	C ₂ H ₅ C(CH ₃) ₂ CHO (—)	794
C ₇				
	2-Br, 3-O ₂ N	LTBA (IA), BME, -78°, 1.5 h	Z = CHO (20)	795
	3,5-(O ₂ N) ₂	LTBA, BME, -78°, 1 h; to room temp, 1 h	" (63)	796
		NaAlH(OC ₄ H ₉ -t) ₃ , THF, -70°, 3 h	" (87)	80
	2-Br	" " " "	" (61)	80
	4-Br	" " " "	" (80)	80
	2-O ₂ N	LTBA (IA), BME, -78°, 1 h; to room temp, 1 h	" (61)	78
	3-O ₂ N	" , " , " , " , " , "	" (88)	78
	4-O ₂ N		" (67)	78, 77, 76
		NaAlH(OC ₄ H ₉ -t) ₃ , BME, -70°, 3 h	" (78)	80
		Na saccharin, SMEAH, C ₆ H ₆ , 0-5°, 2 h	" (75)	98
		LiAlD(OC ₄ H ₉ -t) ₃ (IA), BME, -78°, 1 h, room temp, 1 h	Z = CDO (57)	304
	2-Cl	LTBA (IA), BME, -78°, 1 h; to room temp, 1 h	Z = CHO (20)	78, 76
		NaAlH(OC ₄ H ₉ -t) ₃ , BME, -70°, 2 h	" (68)	80
		Na saccharin, SMEAH, C ₆ H ₆ , 0-5°, 2 h	" (65)	98
	3-Cl	LTBA (IA), BME, -78°, 1 h; to room temp, 1 h	" (76)	78, 77, 76
	4-Cl	" , " , " , " , " , "	" (70)	78, 77
		NaAlH(OC ₄ H ₉ -t) ₃ , BME, -70°, 3 h	" (73)	80
		Na saccharin, SMEAH, C ₆ H ₆ , 0-5°, 2 h	" (72)	98
	H	LTBA (IA), BME, -78°, 1 h; to room temp, 1 h	" (73)	78, 77
		NaAlH(OC ₄ H ₉ -t) ₃ , BME, -70°, 3 h	" (80)	80
		Na saccharin, SMEAH, C ₆ H ₆ , 0-5°, 2 h	" (80)	98
	C ₆ H ₅ ¹³ COCl	LTBA, BME, -50°	C ₆ H ₅ ¹³ CHO (—)	797a
		LTBA (IA), BME, -70 to -60°, 45 min, then -60 to 0°	(—)	797b

TABLE XII. PARTIAL REDUCTION OF ACYL CHLORIDES TO ALDEHYDES (Continued)

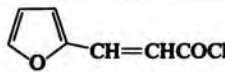
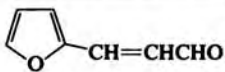
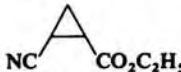

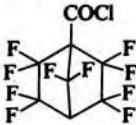
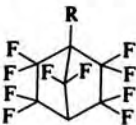
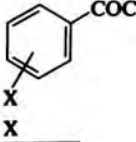
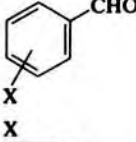




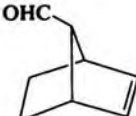
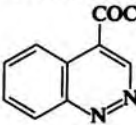
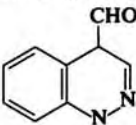
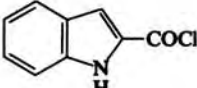
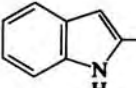
No. of Carbon Atoms	Reactant	Conditions	Products(s) and Yield(s) (%)	Refs.
C ₇ (Contd.)		NaAlH(OC ₄ H ₉ -t) ₃ , BME, -70°, 2 h	 (72)	80
		1. H ₃ O ⁺ , SOCl ₂ 2. LTBA 3. H ₃ O ⁺ , EtOH	 (—)	798
	C ₆ H ₁₁ COCl	LTBA (IA), BME, -78°, 1 h; to room temp, 1 h	C ₆ H ₁₁ CHO (56)	78
	CH ₃ O ₂ CCH ₂ C(CH ₃) ₂ COCl	Na saccharin, SMEAH, C ₆ H ₆ , 0-5°, 2 h	" (75)	98
		LTBA, THF, -70°, 30 min	CH ₃ O ₂ CCH ₂ C(CH ₃) ₂ CHO (—)	510
C ₈		LTBA, BME, -78°, 1 h	 R = CHO, CH ₂ OH (—)	799
				
	2-CF ₃	LTBA, BME, -70°	2-CF ₃ (—)	800
	4-NC	" " " " " " " " " " " "	4-NC (68)	78
	2-COCl	NaAlH(OC ₄ H ₉ -t) ₃ , BME, -70°, 2 h	2-CHO (55)	80
	3-COCl	LTBA, BME, -78°, 2 h; to room temp, 1 h	3-CHO (64)	78
		NaAlH(OC ₄ H ₉ -t) ₃ , BME, -70°, 2 h	3-CHO (62)	80
	4-COCl	LTBA, BME, -78°, 2 h; to room temp, 1 h	4-CHO (77)	78, 77, 76
		NaAlH(OC ₄ H ₉ -t) ₃ , BME, -70°, 2 h	4-CHO (78)	80
	2-CH ₃	Na saccharin, SMEAH, C ₆ H ₆ , 0-5°, 2 h	2-CH ₃ (63)	98
	4-CH ₃	LTBA (IA), BME, -78°, 1 h; to room temp, 1 h	4-CH ₃ (61)	78, 77, 76
	2-CH ₃ S	Na saccharin, SMEAH, C ₆ H ₆ , 0-5°, 2 h	4-CH ₃ (70)	98
	2-CH ₃ O	LTBA, BME, -70°, 1.25 h	2-CH ₃ S (24)	801
	3-CH ₃ O	LTBA (IA), BME, -78°, 1 h; to room temp, 1 h	2-CH ₃ O (27)	78
	4-CH ₃ O	" " " " " " " " " " " "	3-CH ₃ O (66)	78
	CH ₃ O ₂ C-  -COCl	" " " " " " " " " " " "	4-CH ₃ O (50)	78
		LTBA (IA), THF, -78°, 30 min; to room temp, 10 h	CH ₃ O ₂ C-  -CHO (19)	802
			+ CH ₃ O ₂ C-  -CH ₂ OH (18)	
		LTBA (IA), BME, -78°	 (50)	803
	C ₂ H ₅ O ₂ CCH ₂ C(CH ₃) ₂ COCl	LTBA (IA), DME, -65°, 2 h	C ₂ H ₅ O ₂ CCH ₂ C(CH ₃) ₂ CHO (56)	804
C ₉	3,5-(CF ₃) ₂ C ₆ H ₃ COCl	LTBA, BME, -70°, 1 h	3,5-(CF ₃) ₂ C ₆ H ₃ CHO (72)	805
		LTBA, BME, room temp, 1 h	 (32)	806, 807
		LTBA (IA), BME, -70°, then room temp, 1 h	 (—)	808, 809

TABLE XII. PARTIAL REDUCTION OF ACYL CHLORIDES TO ALDEHYDES (Continued)

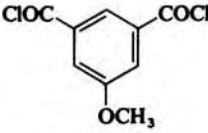
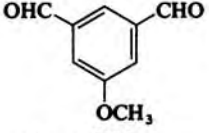
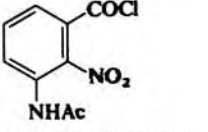
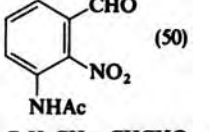
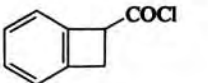
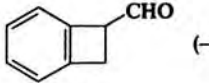
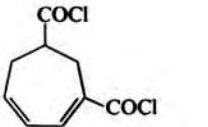
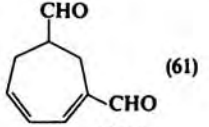
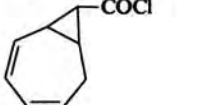
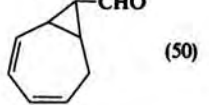
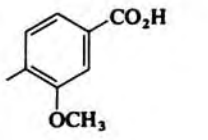
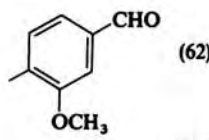
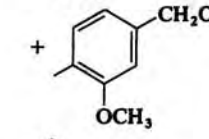
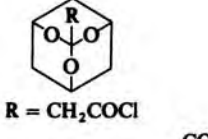
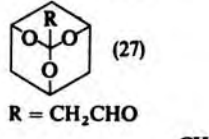
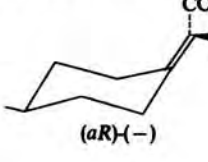
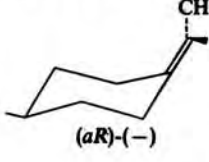
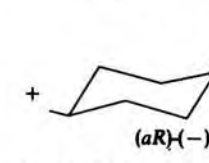
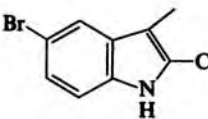
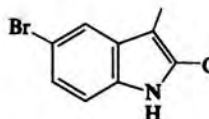
No. of Carbon Atoms	Reactant	Conditions	Products(s) and Yield(s) (%)	Refs.
C ₉ (Contd.)		LTBA (IA), BME, -60 to -70°	 (61)	810
		LTBA (IA), BME, -78°, 1 h; to room temp, 1 h	 (50)	811
	C ₆ H ₅ CH=CHCOCl	" , " , " , " , " , " NaAlH(OC ₄ H ₉ -t) ₃ , BME, -70°, 2 h Na saccharin, SMEAH, C ₆ H ₆ , 0-5°, 2 h	C ₆ H ₅ CH=CHCHO (71) " (69) " (77)	78 80 98
		LTBA (IA), BME, -78°, 1 h	 (—)	812
		LTBA, THF, -70°	 (61)	813
		LTBA, BME, -65°, 15 min	 (50)	814
		1. SOCl ₂ 2. LTBA, BME, -78 to 20°, 3 h	 (62) +  (13)	815
	 R = CH ₂ COCl	LTBA (IA), THF, -40°, 30 min; room temp, 30 min	 (27) R = CH ₂ CHO	816
	 (aR)-(—)	LTBA, THF, -78°, then room temp, 45 min	 (75) (aR)-(—) +  (~25%) (aR)-(—)	817
	n-C ₈ H ₁₇ COCl	LiAlD(OC ₄ H ₉ -t) ₃ , -67°, 1-2 h	n-C ₈ H ₁₇ CDO (56)	307
C ₁₀		LTBA (IA), BME, -63 to -67°	 (—)	809

TABLE XII. PARTIAL REDUCTION OF ACYL CHLORIDES TO ALDEHYDES (Continued)

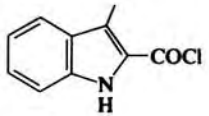
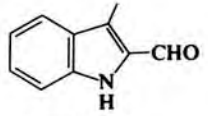
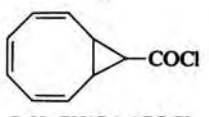
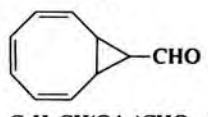
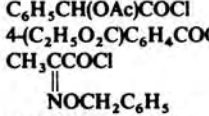
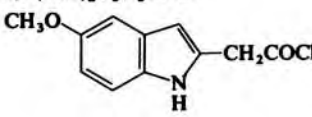
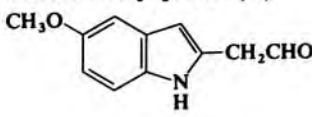
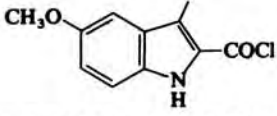
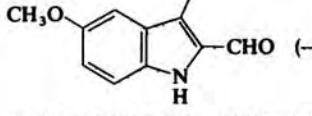
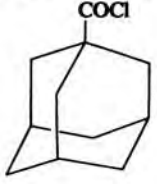
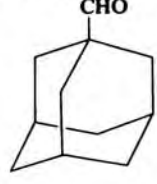
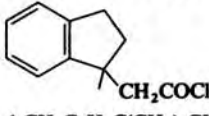
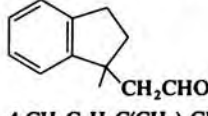
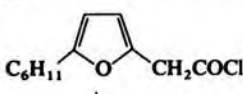
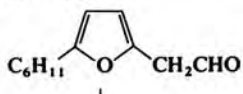
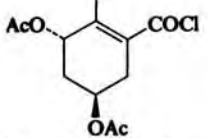
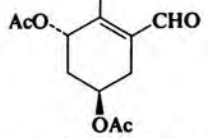
No. of Carbon Atoms	Reactant	Conditions	Products(s) and Yield(s) (%)	Refs.
C ₁₀ (Contd.)		LTBA (IA), BME, -70° to room temp, 1 h	 (—)	808
		LTBA, BME, -65°, 30 min	 (39)	814
	C ₆ H ₅ CH(OAc)COCl	LTBA, BME, -70°	C ₆ H ₅ CH(OAc)CHO (55)	818
	4-(C ₂ H ₅ O ₂ C)C ₆ H ₄ COCl	LTBA (IA), BME -78°, 1 h; to room temp, 1 h	4-(C ₂ H ₅ O ₂ C)C ₆ H ₄ CHO (48)	78
	CH ₃ CCOCl	LTBA (IA), THF, -78°	CH ₃ CCHO (—)	819
		LTBA, THF, -68°	C ₆ H ₅ C(CH ₃) ₂ CHO (50)	820
	C ₆ H ₅ C(CH ₃) ₂ COCl	LTBA (IA), BME, -78°, 1.5 h; to room temp, 1 h	C ₆ H ₅ O(CH ₂) ₃ CHO (37)	821
	C ₆ H ₅ O(CH ₂) ₃ COCl	LTBA (IA), BME, -78°, 1 h; to room temp, 1 h	2-CH ₃ OC ₆ H ₄ (CH ₂) ₂ CHO (8)	822
	2-CH ₃ OC ₆ H ₄ (CH ₂) ₂ COCl		+ 2-CH ₃ OC ₆ H ₄ (CH ₂) ₃ OH (40)	
	3,4,5-(CH ₃ O) ₃ C ₆ H ₂ COCl	LTBA (IA), BME, -78°, 1 h	3,4,5-(CH ₃ O) ₃ C ₆ H ₂ CHO (80)	823
C ₁₁	CH ₃ O ₂ ¹⁴ C(CH ₂) ₇ ¹⁴ CO ₂ H	1. SOCl ₂ 2. LTBA, THF-DME, -78°, 2 h	CH ₃ O ₂ ¹⁴ C(CH ₂) ₇ ¹⁴ CHO (55)	824
	1-C ₁₀ H ₇ COCl	LTBA (IA), BME, -78°, 1 h; to room temp, 1 h	1-C ₁₀ H ₇ CHO (68)	78
	2-C ₁₀ H ₇ COCl	LTBA (IA), BME, -78°, 1 h; to room temp, 1 h	2-C ₁₀ H ₇ CHO (58)	78, 504
	4-AcOC ₆ H ₄ CH=CHCOCl	LTBA (IA), THF, -65° to room temp	4-AcOC ₆ H ₄ CH=CHCHO (74)	825
	2,5-(AcO) ₂ C ₆ H ₃ COCl	LTBA (IA), BME -70°; room temp, overnight	2-AcO-5-HOC ₆ H ₃ CHO (20)	826
		LTBA, THF, room temp, 4 h	 (—)	827
		LTBA (IA), BME, -70° to room temp, 1 h	 (—)	808, 809
	4-ClC ₆ H ₄ SCH ₂ C(CH ₃) ₂ COCl	LTBA, THF -60 to -70°, 1 h; room temp, 1 h	4-ClC ₆ H ₄ SCH ₂ C(CH ₃) ₂ CHO (53)	828
	4-(<i>t</i> -C ₄ H ₉)C ₆ H ₄ COCl	LTBA (IA), BME, -78°, 1 h; to room temp, 1 h	4-(<i>t</i> -C ₄ H ₉)C ₆ H ₄ CHO (63)	78
	4-CH ₃ OC ₆ H ₄ (CH ₂) ₃ COCl	LTBA	4-CH ₃ OC ₆ H ₄ (CH ₂) ₃ CHO (—)	829
C ₁₂	4-CH ₃ OC ₆ H ₄ C(CH ₃) ₂ COCl	LTBA, THF, -68°	4-CH ₃ OC ₆ H ₄ C(CH ₃) ₂ CHO (53)	820
		LTBA, BME, -78°, 1.7 h	 (—)	794, 830
	3-CH ₃ O-4-AcOC ₆ H ₃ CH=CHCOCl	LTBA (IA), THF, -65° to room temp	3-CH ₃ O-4-AcOC ₆ H ₃ CH=CHCHO (59)	825
		LTBA (IA), BME, -78°, 1 h; to room temp, 1 h	 (37)	831
	4-CH ₃ C ₆ H ₄ C(CH ₃) ₂ CH ₂ COCl	LTBA (IA), BME, -70°, 1 h; room temp, 1 h	4-CH ₃ C ₆ H ₄ C(CH ₃) ₂ CH ₂ CHO (38)	832
	D-(+)-C ₆ H ₅ C(CH ₃)(C ₂ H ₅)CH ₂ COCl	LTBA, BME, -70°, 1 h	D-(+)-C ₆ H ₅ C(CH ₃)(C ₂ H ₅)CH ₂ CHO (37)	833
	dl-	"", "", "", "	dl-" (38)	833
		LTBA, THF, -10°, 3 h	 (—)	834
		LTBA, BME, -78°, 1 h	 (43)	835
	C ₂ H ₅ O ₂ C(CH ₂) ₈ COCl	LTBA (IA), THF, -60°, 30 min	C ₂ H ₅ O ₂ C(CH ₂) ₈ CHO (94)	836

TABLE XII. PARTIAL REDUCTION OF ACYL CHLORIDES TO ALDEHYDES (Continued)

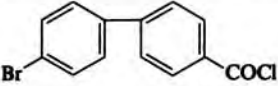
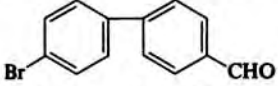
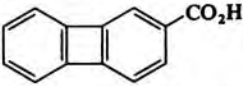
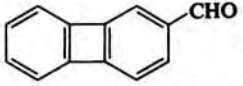
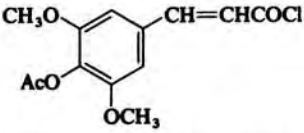
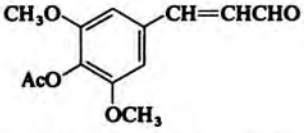
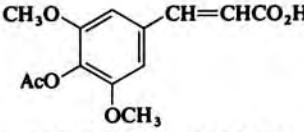
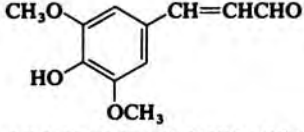
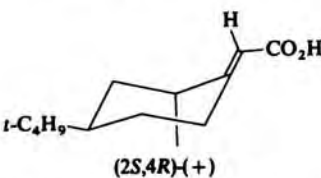
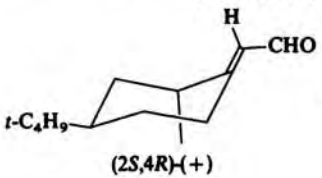
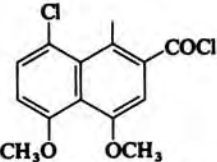
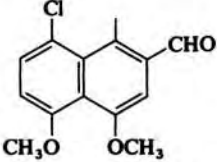
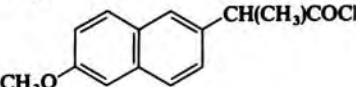
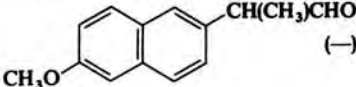
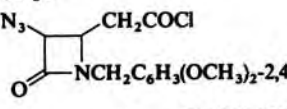
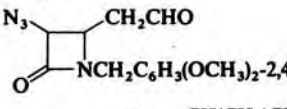
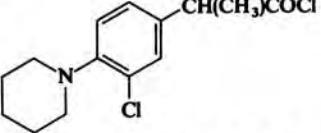
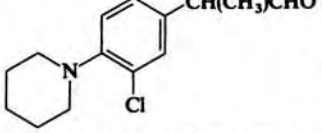
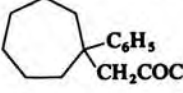
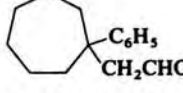
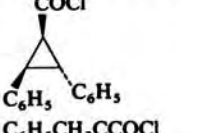
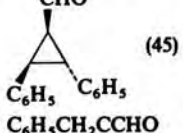
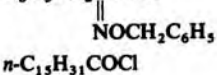
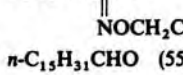
No. of Carbon Atoms	Reactant	Conditions	Products(s) and Yield(s) (%)	Refs.
C ₁₃		LTBA, BME, -60 to -70°	 (—)	837
		1. SOCl ₂ 2. LTBA (IA), BME, -70°, 1 h	 (74)	838
		LTBA (IA), BME, -60° to room temp	 (36)	839
		1. SOCl ₂ 2. LTBA, THF, room temp, 20°, 6 h	 (46)	839
	(+)-4-(<i>i</i> -C ₃ H ₇)C ₆ H ₄ CH ₂ CH(CH ₃)COCl	LTBA, THF -78°, 2 h, then room temp, 2 h	4-(<i>i</i> -C ₃ H ₇)C ₆ H ₄ CH ₂ CH(CH ₃)CHO (51) (94% e.e.)	840
		1. SOCl ₂ 2. LTBA, THF, -78°, then room temp, 45 min	 (63)	817
C ₁₄	4(C ₆ H ₅ CH ₂ O)C ₆ H ₄ ¹⁴ COCl	1. LTBA (IA), BME, -75 to -10°, 1 h 2. H ₃ O ⁺	4-HOC ₆ H ₄ ¹⁴ CHO (41)	841
		LTBA (IA), THF, -70°, 2 h	 (61)	842
		LTBA, THF, -80°, 1 h	 (—)	843, 844
		LTBA	 (—)	419
		LTBA, BME, -70 to -80°, 1 h	 (—)	845
	(+)-4-(<i>i</i> -C ₄ H ₉)C ₆ H ₄ CH ₂ CH(CH ₃)COCl	LTBA, THF	(+)-4-(<i>i</i> -C ₄ H ₉)C ₆ H ₄ CH ₂ CH(CH ₃)CHO (61)	846
C ₁₅	Anthracene-1-carbonyl chloride	LTBA (IA), BME, -70° to room temp	1-Anthraldehyde (12)	847
C ₁₆		LTBA, BME, -78°, 1 h	 (31)	848
	4-C ₆ H ₅ C ₆ H ₄ C(CH ₃)=CHCOCl	LTBA	4-C ₆ H ₅ C ₆ H ₄ C(CH ₃)=CHCHO (—)	849a
		LTBA (IA), THF, -78°, 1.5 h, then to room temp	 (45)	849b
		LTBA (IA), THF, -78°	 (—)	819
	<i>n</i> -C ₁₅ H ₃₁ COCl	LTBA, BME -70°, 1 h; room temp, 1 h	<i>n</i> -C ₁₅ H ₃₁ CHO (55)	850

TABLE XII. PARTIAL REDUCTION OF ACYL CHLORIDES TO ALDEHYDES (Continued)

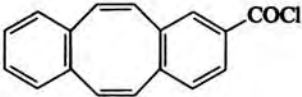
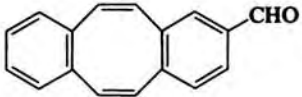
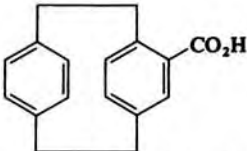
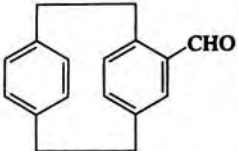
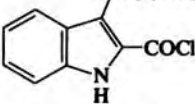
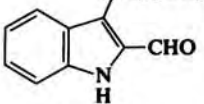
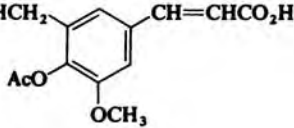
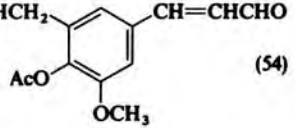
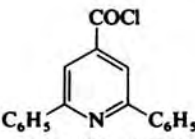
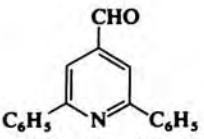
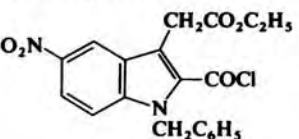
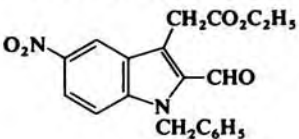
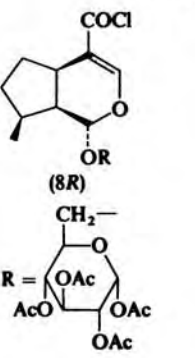
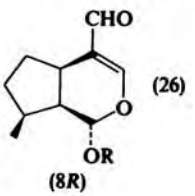
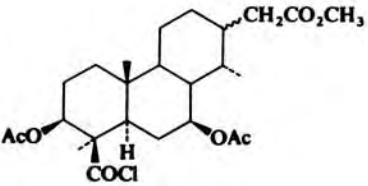
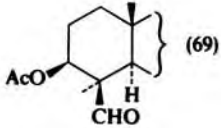
No. of Carbon Atoms	Reactant	Conditions	Products(s) and Yield(s) (%)	Refs.
C ₁₇		LTBA, THF	 (—)	851
		1. SOCl ₂ 2. LTBA (IA), BME, -78°, 30 min; then 25°, 1 h	 (92)	852
	(C ₆ H ₅ CH ₂) ₂ CHCH ₂ COCl (CH ₂) ₆ CO ₂ CH ₃	LTBA (IA), BME, -78°, 1 h; to room temp, 1 h	(C ₆ H ₅ CH ₂) ₂ CHCH ₂ CHO (68) (CH ₂) ₆ CO ₂ CH ₃	853
		LTBA, THF, -40°, 2 h	 (64)	854
	(CH ₃) ₂ C=CHCH ₂ -  -CH=CHCO ₂ H AcO OCH ₃	1. (COCl) ₂ 2. LTBA (IA), THF, -65°	(CH ₃) ₂ C=CHCH ₂ -  -CH=CHCHO (54)	855
C ₁₈		LTBA	 (64)	856
	n-C ₃ H ₁₁ CH=CHCH ₂ CH=CH(CH ₂) ₇ COCl	LTBA, BME, -58 to -64°, 1 h	n-C ₃ H ₁₁ CH=CHCH ₂ CH=CH(CH ₂) ₇ CHO (50)	857
	n-C ₈ H ₁₇ C≡C(CH ₂) ₇ COCl	"", "", "", "", "	n-C ₈ H ₁₇ C≡C(CH ₂) ₇ CHO (59)	857
	n-C ₈ H ₁₇ CH=CH(CH ₂) ₇ COCl	LTBA, BME, -58 to -64°, 1 h	n-C ₈ H ₁₇ CH=CH(CH ₂) ₇ CHO (45)	857
C ₁₉	4-(AcOCH ₂)C ₆ H ₄ CO(CH ₂) ₈ COCl	LTBA, THF, -78°, 1 h; then room temp, 2 h	4-(AcOCH ₂)C ₆ H ₄ CO(CH ₂) ₈ CHO (—)	858
C ₂₀		LTBA, THF, 0°, 2 h; then room temp, 2 h	 (—)	859
C ₂₄		LTBA, BME, -78°, overnight	 (26)	860
C ₂₅		LTBA, BME, -80°	 (69)	861
C _n	[CH ₂ -CH(COCl)] _n	LTBA, BME, -70°, 18 h	[CH ₂ -CH(CHO)] _n (45) + [CH ₂ -CH(CH ₂ OH)] _n (—)	862

TABLE XIII. REDUCTION OF NITRILES

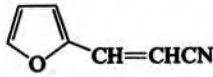
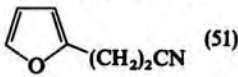
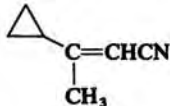
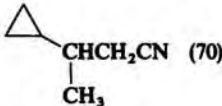
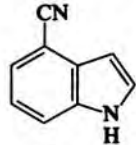
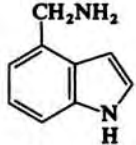
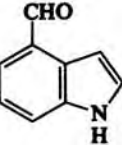
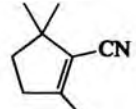
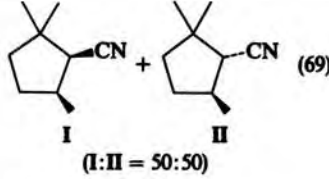
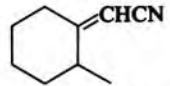
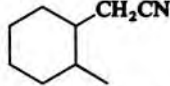
No. of Carbon Atoms	Reactant	Conditions	Product(s) and Yield(s) (%)	Refs.
C ₂	CH ₃ CN	LTBA, BME, 0°, 30 min SMEA, toluene, 115°, 3.5 h	No reaction No reaction	77 94, 167
C ₃	CH ₂ =CHCN C ₂ H ₅ CN	", ", ", " SMEA, C ₆ H ₆ , 20°, 18 h	No reaction No reaction	94 94
C ₄	<i>n</i> -C ₃ H ₇ CN	Al ₂ H ₃ (OCH ₂ CH ₂ OCH ₃) ₃ , C ₆ H ₆ , 80°, 2 h	<i>n</i> -C ₄ H ₉ NH ₂ (61)	313
C ₆	CH ₃ C=CHCN CH ₂ OCH ₃	SMEA-CuBr-2-butanol, THF-C ₆ H ₆ , -78°, 2 h; room temp, 4 h	CH ₃ CHCH ₂ CN (29) CH ₂ OCH ₃	115
C ₇	C ₆ H ₅ CN	LTBA, BME, 0° SMEA, toluene, 115°, 4 h	No reaction C ₆ H ₅ CH ₂ NH ₂ (81)	77 94, 167
		SMEA-CuBr-2-butanol, THF-C ₆ H ₆ , -78°, 2 h; room temp, 4 h	 (51)	115
		", ", ", ", ", "	 (70)	115
C ₈	C ₆ H ₅ CH ₂ CN	LiAlH(OC ₂ H ₅) ₃ (IA), ether, 25°, 15 min SMEA, toluene, 115°, 3.5 h Ca[AlH ₂ (OC ₄ H ₉ - <i>l</i>) ₂] ₂ ·THF, toluene, reflux, 3 h Al ₂ H ₃ (OCH ₂ CH ₂ OCH ₃) ₃ , C ₆ H ₆ , 80°, 2 h	No reaction C ₆ H ₅ (CH ₂) ₂ NH ₂ (13) " (35) " (66)	81 94 165 313
	2-CH ₃ C ₆ H ₄ CN 3-CH ₃ C ₆ H ₄ CN 4-CH ₃ C ₆ H ₄ CN	SMEA, toluene, 115°, 3.5 h ", ", " Al ₂ H ₃ (OCH ₂ CH ₂ OCH ₃) ₃ , C ₆ H ₆ , 80°, 2 h	2-CH ₃ C ₆ H ₄ CH ₂ NH ₂ (95) 3-CH ₃ C ₆ H ₄ CH ₂ NH ₂ (91) 4-CH ₃ C ₆ H ₄ CH ₂ NH ₂ (97)	94 94 313
	4-CH ₃ OC ₆ H ₄ CN	SMEA, toluene, reflux, 4 h	4-CH ₃ OC ₆ H ₄ CH ₂ NH ₂ (95)	121
C ₉		LiAlH(OC ₂ H ₅) ₃ (IA), THF, 20°, 15 h	 (39) +  (8)	863a
	C ₆ H ₅ CH=CHCN	SMEA-CuBr-2-butanol, THF-C ₆ H ₆ , -78°, 2 h; room temp, 4 h	C ₆ H ₅ (CH ₂) ₂ CN (99)	115
		SMEA-CuBr-2-butanol, THF-C ₆ H ₆ , -78°, 2 h; room temp, 24 h	 (69) (I:II = 50:50)	117
		SMEA-CuBr-2-butanol, THF-C ₆ H ₆ , -78°, 2 h; room temp, 4 h	 (92)	115
	C ₂ H ₅ O ₂ C(CH ₂) ₂ C(CH ₃)=CHCN	", ", ", ", ", "	C ₂ H ₅ O ₂ C(CH ₂) ₂ CH(CH ₃)CH ₂ CN (32)	115
C ₁₀	2-NC(CH ₂) ₂ SC ₆ H ₄ CO ₂ H (<i>n</i> -C ₃ H ₇) ₂ C=C(CH ₃)CN	SMEA, C ₆ H ₆ , room temp, 3 h SMEA-CuBr-2-butanol, THF-C ₆ H ₆ , -78°, 2 h; room temp, 4 h	(2-HOCH ₂ C ₆ H ₄ S) ₂ (40) (<i>n</i> -C ₃ H ₇) ₂ CHCH(CH ₃)CN (83)	524 115

TABLE XIII. REDUCTION OF NITRILES (Continued)

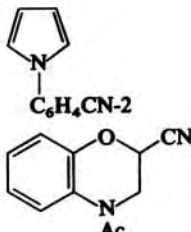
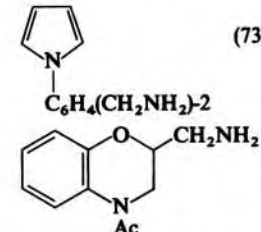
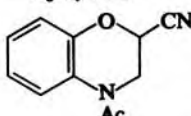
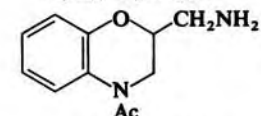
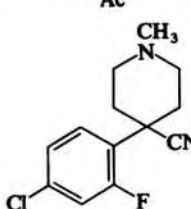
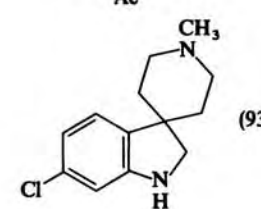
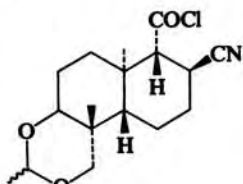
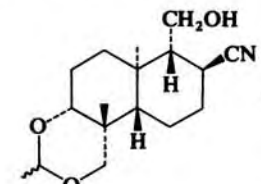
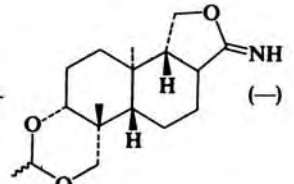
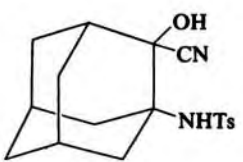
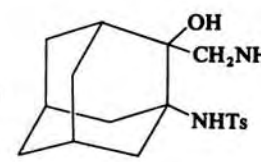
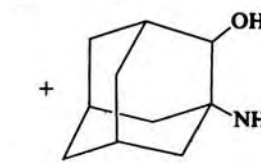

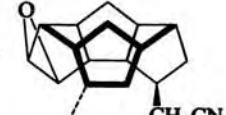
No. of Carbon Atoms	Reactant	Conditions	Product(s) and Yield(s)(%)	Ref.
C ₁₁	C ₆ H ₅ C(CH ₃)=C(CN) ₂	1. LAH + (-)-QN (1:1), ether 2. Aqueous KOH, heat	C ₆ H ₅ CH(CH ₃)CH ₂ CO ₂ H (S)-(+ (67) (6% e.e.)	735
		1. LAH + (+)-QND (1:1), ether 2. Aqueous KOH, heat	" (R)-(- (69) (8% e.e.)	735
		SMEAH, toluene, 2.5 h	 (73)	863b
		SMEAH-MPL, -40°, 2.5 h	 (56)	340
C ₁₃		LiAlH(OC ₂ H ₅) ₃ , DME, reflux, 72 h	 (93)	330
C ₁₇		LTBA, THF, 0°, 1 h	 +  (—)	780
C ₁₈		SMEAH, C ₆ H ₆ , room temp, 18 h	 (45) +  (51)	864
C ₂₀		SMEAH-CuBr-2-butanol, THF, C ₆ H ₆ , -78°, 2 h; room temp, 4 h	 (69)	116
C _n	$\left[\text{CH}_2\text{CH}(\text{C}_6\text{H}_5)\text{CH}_2\text{C}(\text{CH}_3)(\text{CN}) \right]_n$	SMEAH, <i>N</i> -methylmorpholine, 100°, 12 h	$\left[\text{CH}_2\text{CH}(\text{C}_6\text{H}_5)\text{CH}_2\text{C}(\text{CH}_3)(\text{CH}_2\text{NH}_2) \right]_n$ (—)	713

TABLE XIV. PARTIAL REDUCTION OF NITRILES TO ALDEHYDES



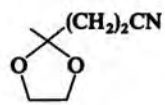
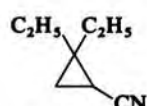
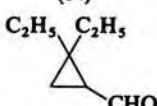
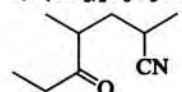
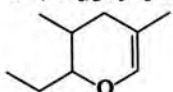
No. of Carbon Atoms	Reactant	Conditions	Product(s) and Yield(s) (%)	Refs.
C ₃	C ₂ H ₅ CN	NaAlH(OC ₂ H ₅) ₃ , THF	C ₂ H ₅ CHO (30)	320, 319
C ₄		LiAlH(OC ₄ H ₉ - <i>n</i>) ₃ , ether, 0°, 1 h	 (66)	82
	<i>n</i> -C ₃ H ₇ CN	LiAlH(OC ₄ H ₉ - <i>n</i>) ₃ , ether, 0°, 1 h	<i>n</i> -C ₃ H ₇ CHO (77)	82
	<i>i</i> -C ₃ H ₇ CN	LiAlH(OC ₂ H ₅) ₃ , ether, 0°, 1 h	<i>i</i> -C ₃ H ₇ CHO (81)	82
		LiAlH ₂ (OC ₂ H ₅) ₂ , ether, 0°, 1 h	" (79)	82
C ₅	3-Cyanofuran	SMEAH (IA), THF, 0°; reflux, 1 h	Furan-3-carboxaldehyde (55)	321
	3-Cyanothiophene	SMEAH (IA), THF, 0°; reflux, 1 h	Thiophene-3-carboxaldehyde (40)	321
	<i>t</i> -C ₄ H ₉ CN	LiAlH(OC ₂ H ₅) ₃ , ether, 0°, 1 h	<i>t</i> -C ₄ H ₉ CHO (89)	82
		LiAlH(OC ₄ H ₉ - <i>n</i>) ₃ , ether, 0°, 30 min; reflux, 30 min	" (79)	82
C ₆	3-Cyanopyridine	LiAlH(OC ₂ H ₅) ₃ , ether, 0°, 1 h	Pyridine-3-carboxaldehyde (58)	82
		NaAlH(OC ₂ H ₅) ₃ , THF, 20°, 4 h	" (81)	319, 320
	4-Cyanopyridine	NaAlH(OC ₂ H ₅) ₃ , THF, 20°, 4 h	Pyridine-4-carboxaldehyde (63)	319
	NC(CH ₂) ₄ CN	LiAlH(OC ₂ H ₅) ₃ , ether, 0°, 1 h	OHC(CH ₂) ₄ CHO (60)	82
	<i>n</i> -C ₅ H ₁₁ CN	" " " "	<i>n</i> -C ₅ H ₁₁ CHO (55)	82, 81
		NaAlH(OC ₂ H ₅) ₃ , THF	No reaction	319
C ₇	2-ClC ₆ H ₄ CN	LiAlH(OC ₂ H ₅) ₃ , ether, 0°, 1 h	2-ClC ₆ H ₄ CHO (87)	82
	4-ClC ₆ H ₄ CN	" " " "	4-ClC ₆ H ₄ CHO (84)	82
		NaAlH(OC ₂ H ₅) ₃ , THF, 20°, 2 h	" (89)	319
	C ₆ H ₅ CN	LiAlH(OC ₂ H ₅) ₃ , ether, 0°, 1 h	C ₆ H ₅ CHO (76)	82, 81
		NaAlH(OC ₂ H ₅) ₃ , THF, 20°, 2 h	" (95)	319, 320
	2-HOC ₆ H ₄ CN	NaAlH(OC ₂ H ₅) ₃ , THF, 20°, 2.5 h	2-HOC ₆ H ₄ CHO (75)	319
	4-HOC ₆ H ₄ CN	NaAlH(OC ₂ H ₅) ₃ , THF, 20°, 2 h	4-HOC ₆ H ₄ CHO (70)	319
	3-H ₂ NC ₆ H ₄ CN	NaAlH(OC ₂ H ₅) ₃ , THF, 65°, 30 min	3-H ₂ NC ₆ H ₄ CHO (77)	319
		LiAlH(OC ₂ H ₅) ₃ , ether, -10°; room temp, 1.5 h	No reaction	865
C ₈	Cl(CH ₂) ₆ CN	LiAlH(OC ₂ H ₅) ₃ , ether, 0°, 1 h	Cl(CH ₂) ₆ CHO (55)	866, 867
	2-NCC ₆ H ₄ CN	NaAlH(OC ₂ H ₅) ₃ , THF, 65°, 30 min	No reaction	319
	4-NCC ₆ H ₄ CN	" " " "	4-OHCC ₆ H ₄ CHO (74)	319
	C ₆ H ₅ CH ₂ CN	LiAlH(OC ₂ H ₅) ₃ , ether, 0°, 1 h	No reaction	81
		NaAlH(OC ₂ H ₅) ₃ , THF	No reaction	319
	2-CH ₃ C ₆ H ₄ CN	LiAlH(OC ₂ H ₅) ₃ , ether, 0°, 1 h	2-CH ₃ C ₆ H ₄ CHO (87)	82
		NaAlH(OC ₂ H ₅) ₃ , THF, 20°, 2 h	" (88)	319, 320
	3-CH ₃ C ₆ H ₄ CN	NaAlH(OC ₂ H ₅) ₃ , THF, 65°, 3 h	3-CH ₃ C ₆ H ₄ CHO (83)	319
	4-CH ₃ C ₆ H ₄ CN	NaAlH(OC ₂ H ₅) ₃ , THF, 20°, 2 h	4-CH ₃ C ₆ H ₄ CHO (88)	319
		NaAlH[OCH ₂ CH ₂ N(CH ₃) ₂] ₃ , C ₆ H ₆ , 25°, 2 h	" (75)	633
		NaAl ₂ H ₄ [OCH ₂ CH ₂ N(CH ₃) ₂] ₃ , C ₆ H ₆ , 25°, 1 h	" (73)	634
	2-CH ₃ OC ₆ H ₄ CN	NaAlH(OC ₂ H ₅) ₃ , THF, 20°, 3.5 h	2-CH ₃ OC ₆ H ₄ CHO (79)	319
	4-CH ₃ OC ₆ H ₄ CN	LiAlH(OC ₂ H ₅) ₃ , ether, 0°, 1 h	4-CH ₃ OC ₆ H ₄ CHO (81)	82
		NaAlH(OC ₂ H ₅) ₃ , THF, 20°, 2 h	" (84)	319
		LiAlH(OC ₂ H ₅) ₃ , ether, 0°, 1 h	 (—)	868
	(CH ₃) ₂ C(CN)OCH(OC ₂ H ₅)CH ₃	SMEAH (IA), ether-toluene, 0°, 3 h	(CH ₃) ₂ C(CHO)OCH(OC ₂ H ₅)CH ₃ (57)	331
C ₉	4-(CH ₃ CF ₂)C ₆ H ₄ CN	LiAlH(OC ₂ H ₅) ₃ , ether	4-(CH ₃ CF ₂)C ₆ H ₄ CHO (20)	869
	C ₆ H ₅ CH=CHCN	LiAlH(OC ₂ H ₅) ₃ , ether, 0°, 1 h	C ₆ H ₅ CH=CHCHO (61)	82
	2,6-(CH ₃) ₂ C ₆ H ₃ CN	" " " "	2,6-(CH ₃) ₂ C ₆ H ₃ CHO (—)	870
		LiAlH ₂ (OC ₂ H ₅) ₂	 (—)	871

TABLE XIV. PARTIAL REDUCTION OF NITRILES TO ALDEHYDES (Continued)

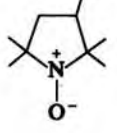
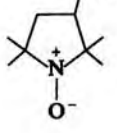
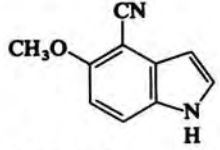
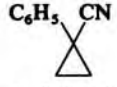
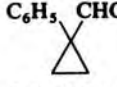
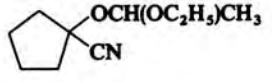
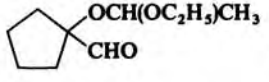
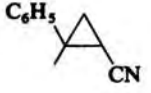
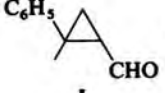
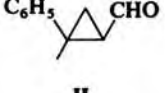
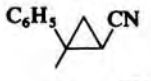
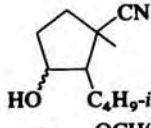
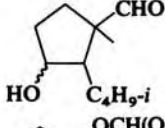
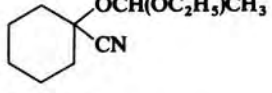
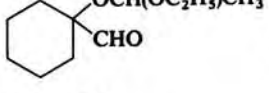




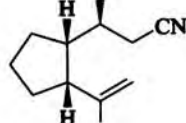
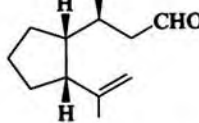
No. of Carbon Atoms	Reactant	Conditions	Product(s) and Yield(s) (%)	Refs.
C ₉ (Contd.)	(CH ₃) ₂ C(OTHP)CN	LiAlH(OC ₂ H ₅) ₃ , ether, 0°, 45 min	(CH ₃) ₂ C(OTHP)CHO (—)	872
		LiAlH(OC ₂ H ₅) ₃ , ether, 0°, 1 h	 (—)	444
C ₁₀		LiAlH(OC ₂ H ₅) ₃	No reaction	873a
		LiAlH ₂ (OC ₂ H ₅) ₂ , ether	 (—)	873b
	C ₆ H ₅ (CH ₂) ₃ CN	LiAlH(OC ₂ H ₅) ₃ , ether, 0°, 1 h	C ₆ H ₅ (CH ₂) ₃ CHO (73)	82
	2,4,5-(CH ₃) ₃ C ₆ H ₂ CN	NaAlH(OC ₂ H ₅) ₃ , THF, 20°, 2.5 h	2,4,5-(CH ₃) ₃ C ₆ H ₂ CHO (77)	319
	C ₆ H ₅ C(CH ₃) ₂ CN	LiAlH ₂ (OC ₂ H ₅) ₂ , ether, 2 h	C ₆ H ₅ C(CH ₃) ₂ CHO (48)	325
	C ₆ H ₅ O(CH ₂) ₃ CN	LiAlH(OC ₂ H ₅) ₃ , ether, 0°, 1 h	C ₆ H ₅ O(CH ₂) ₃ CHO (66)	82
		SMEA (IA), ether-toluene, 0°, 3 h	 (63)	331
C ₁₁	1-C ₁₀ H ₇ CN	LiAlH(OC ₂ H ₅) ₃ , ether, 0°, 1 h	1-C ₁₀ H ₇ CHO (80)	82
	2-C ₁₀ H ₇ CN	LiAlH(OC ₂ H ₅) ₃ , ether, 0°, 3 h	2-C ₁₀ H ₇ CHO (50)	874
		NaAlH(OC ₂ H ₅) ₃ , THF, 65°, 1 h	" (76)	319, 320
		LiAlH(OC ₂ H ₅) ₃ (1 eq), ether, 0°, 1 h	 (52) +  (3) 86	
		LiAlH(OC ₂ H ₅) ₃ (1 eq), ether, 0°, 1 h	II (42) + I (18)	86
		LiAlH(OC ₂ H ₅) ₃ , ether, 0°, 1 h	 (10)	875
		SMEA (IA), ether-toluene, 0°, 3 h	 (53)	331
C ₁₂	C ₆ H ₅ OCH ₂ 	LiAlH(OC ₂ H ₅) ₃ (1 eq), ether, 0°, 1 h; room temp, 1 h	C ₆ H ₅ OCH ₂  (46) + C ₆ H ₅ OCH ₂  (24) + C ₆ H ₅ OCH ₂  (3)	86, 876
		LiAlH(OC ₂ H ₅) ₃ , ether, -30°, 1 h	 (—)	877

TABLE XIV. PARTIAL REDUCTION OF NITRILES TO ALDEHYDES (Continued)

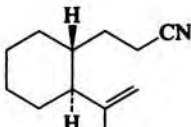
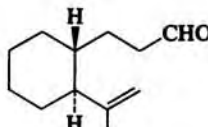




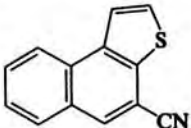
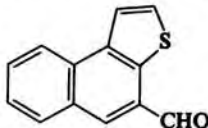
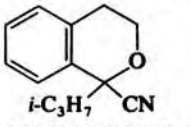
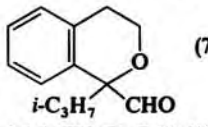
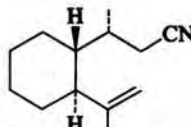
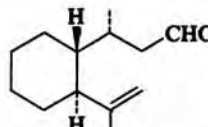
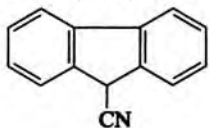
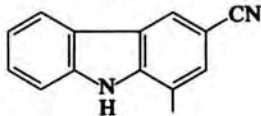
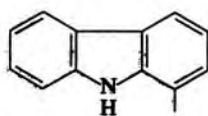
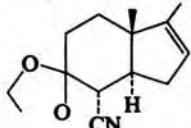
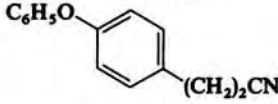
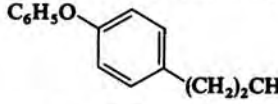
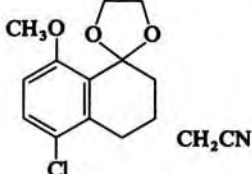
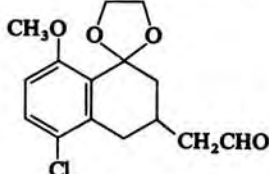
No. of Carbon Atoms	Reactant	Conditions	Product(s) and Yield(s) (%)	Refs.
C ₁₂ (Contd.)		LiAlH(OC ₂ H ₅) ₃ , ether, -30°, 25 min; 0°, 15 min	 (—)	878
		LiAlH(OC ₂ H ₅) ₃ (1 eq), ether, 0°, 1 h; room temp, 1 h	 (20) +  (10) +  (9)	86
	THPO(CH ₂) ₆ CN	LiAlH ₂ (OC ₂ H ₅) ₂ , ether, 0°, 1 h	THPO(CH ₂) ₆ CHO (45)	879
C ₁₃		LiAlH(OC ₂ H ₅) ₃ , ether, 0°, 1 h	 (10)	880
		SMEA, THF-toluene, -15°, 1 h; room temp, 1 h	 (78)	328
	<i>i</i> -C ₃ H ₇ CN	LiAlH ₂ (OC ₂ H ₅) ₂ , ether, 3 h	<i>i</i> -C ₃ H ₇ CHO	325
	3,4,5-(CH ₃ O) ₃ C ₆ H ₂ C(CH ₃) ₂ CN		3,4,5-(CH ₃ O) ₃ C ₆ H ₂ C(CH ₃) ₂ CHO (53) + 3,4,5-(CH ₃ O) ₃ C ₆ H ₂ C(CH ₃) ₂ CH ₂ NH ₂ (30)	
C ₁₄		LiAlH(OC ₂ H ₅) ₃ , ether, -30°, 25 min; 0°, 15 min	 (—)	878, 877
	4-NCC ₆ H ₄ C ₆ H ₄ CN-4	NaAlH(OC ₂ H ₅) ₃ , THF, 20°, 2 h	4-OHCC ₆ H ₄ C ₆ H ₄ CHO-4 (70)	319
		NaAlH(OC ₂ H ₅) ₃ , THF, 20°, 2 h	No reaction	319
		LiAlH(OC ₂ H ₅) ₃	 (13)	881a
	C ₆ H ₅ (CH ₂) ₂ CH=CH(CH ₂) ₃ CN	LiAlH(OC ₂ H ₅) ₃ , ether, -10°, 30 min	C ₆ H ₅ (CH ₂) ₂ CH=CH(CH ₂) ₃ CHO (40)	881b
		LiAlH ₂ (OC ₂ H ₅) ₂	No reaction	882
C ₁₅	9-Cyanophenanthrene	NaAlH(OC ₂ H ₅) ₃ , THF, 20°, 2 h	Phenanthrene-9-carboxaldehyde (50)	319
		LiAlH(OC ₂ H ₅) ₃ , ether, -5°, 1 h	 (27)	883
		LiAlH(OC ₂ H ₅) ₃ (IA), ether-C ₆ H ₆ , 0°, 1 h	 (64)	884, 885

TABLE XIV. PARTIAL REDUCTION OF NITRILES TO ALDEHYDES (Continued)

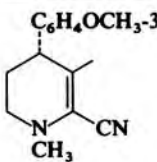
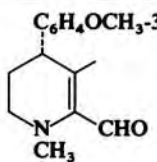
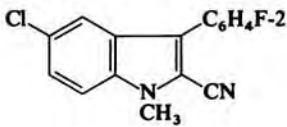
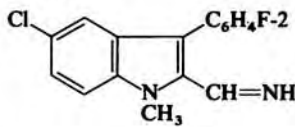
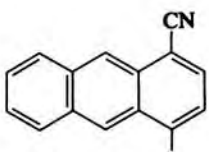
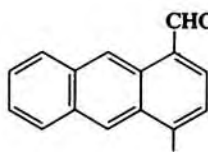
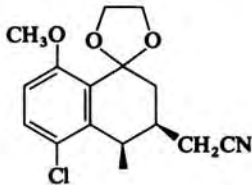
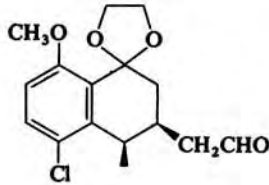
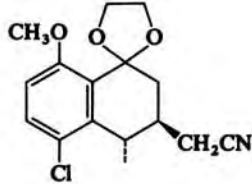
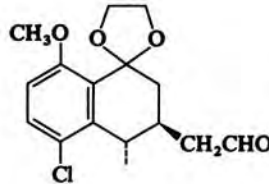
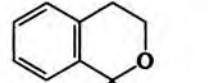

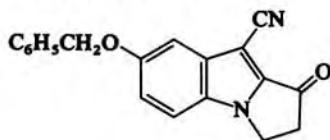
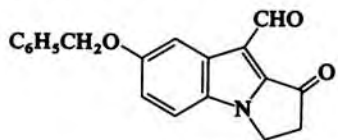
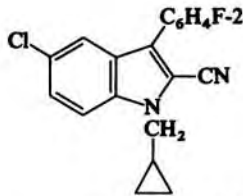
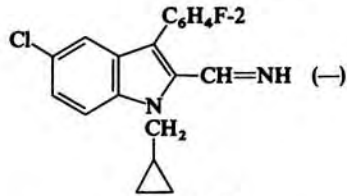
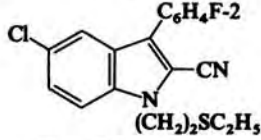
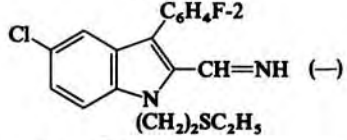
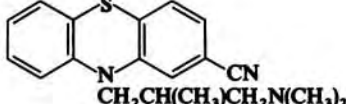
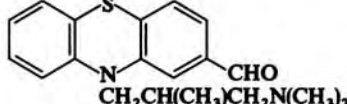
No. of Carbon Atoms	Reactant	Conditions	Product(s) and Yield(s) (%)	Refs.
C ₁₅ (Contd.)		LiAlH ₂ (OC ₂ H ₅) ₂ , ether, 0° to room temp, 1.5 h	 (25)	327
C ₁₆		SMEA, toluene, reflux, 5 h	 (—)	329
		NaAlH(OC ₂ H ₅) ₃ , THF, 20°, 3 h	 (70)	319
		LiAlH(OC ₂ H ₅) ₃ (IA), C ₆ H ₆ -ether, 0°, 1 h	 (63)	884
		LiAlH(OC ₂ H ₅) ₃ (IA), C ₆ H ₆ -ether, -8 to -12°, 1.5 h	 (62)	886, 887
C ₁₇		SMEA, THF-toluene, -15°, 1 h; room temp, 1 h	 (60)	328
	C ₆ H ₅ CH ₂ CN C ₆ H ₅ (CH ₂) ₄ C ₆ H ₄ CN-4	SMEA, C ₆ H ₆ , 10°, 15 min	C ₆ H ₅ CH ₂ CHO C ₆ H ₅ (CH ₂) ₄ C ₆ H ₄ CHO-4 (—)	888
C ₁₉		LiAlH(OC ₂ H ₅) ₃ , ether, 0°, 1 h	 (11)	889
		SMEA, toluene, reflux, 5 h	 (—)	329
		"", "", "", ""	 (—)	329
		NaAlH(OC ₂ H ₅) ₃ , THF, room temp	 (70)	890

TABLE XIV. PARTIAL REDUCTION OF NITRILES TO ALDEHYDES (Continued)

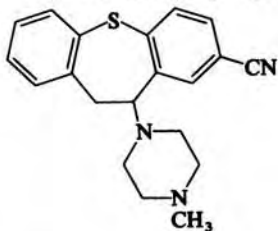
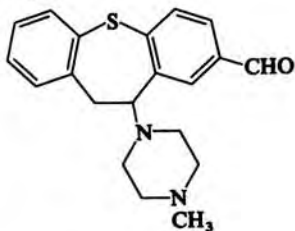
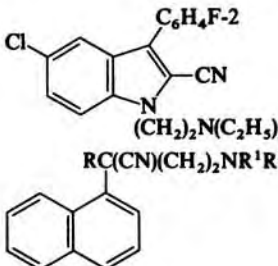
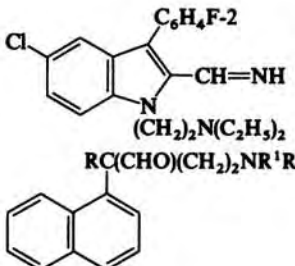
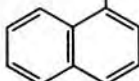
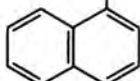


















No. of Carbon Atoms	Reactant	Conditions	Product(s) and Yield(s) (%)	Refs.		
	$RR^1C(CN)(CH_2)_2NR^2(CH_3)$		$RR^1C(CHO)(CH_2)_2NR^2(CH_3)$			
	<table><tr><th>R</th><th>R¹</th><th>R²</th></tr></table>	R	R ¹	R ²		
R	R ¹	R ²				
C ₂₀	1-Naphthyl <i>n</i> -C ₃ H ₇ CH ₃	LiAlH ₂ (OC ₂ H ₅) ₂ , ether, 25°, 2 h	(54)	891		
	2-Naphthyl <i>i</i> -C ₃ H ₇ CH ₃	" , " , " , 5 h	(34)	891		
	1-Naphthyl <i>n</i> -C ₄ H ₉ CH ₃	" , " , 0°, 3 h	(73)	891		
	" <i>s</i> -C ₄ H ₉ CH ₃	LiAlH ₃ (OC ₂ H ₅) ₂ , " , reflux, 3 h	(61) ^a	891		
	" <i>i</i> -C ₄ H ₉ CH ₃	LiAlH ₂ (OC ₂ H ₅) ₂ , " , " , "	(67)	891		
	" <i>i</i> -C ₃ H ₇ C ₂ H ₅	LiAlH ₃ (OC ₂ H ₅) ₂ , " , " , 8 h	(34)	891		
	2-Naphthyl <i>s</i> -C ₄ H ₉ CH ₃	" , " , 25°, 3 h	(28)	891		
	1-Naphthyl (CH ₃) ₂ N(CH ₂) ₂ CH ₃	LiAlH ₂ (OC ₂ H ₅) ₂ , " , " , 2 h	(56)	891		
		LiAlH(OC ₂ H ₅) ₃ , THF, -10°	 (—)	892, 893		
C ₂₁		SMEA, toluene, reflux, 5 h	 (—)	329		
	$RC(CN)(CH_2)_2NR^1R^2$		$RC(CHO)(CH_2)_2NR^1R^2$			
						
	<table><tr><th>R</th><th>R¹</th><th>R²</th></tr></table>	R	R ¹	R ²		
R	R ¹	R ²				
C ₂₂	<i>n</i> -C ₃ H ₇ 	LiAlH ₂ (OC ₂ H ₅) ₂ , ether, reflux, 3 h	(53)	891		
	<i>n</i> -C ₃ H ₇ 	"	(57) + amine (5)	891		
	<i>i</i> -C ₃ H ₇ 	" , reflux 60 h	(29)	891		
	<i>i</i> -C ₃ H ₇ C ₂ H ₅	" , reflux 36 h	(32)	891		
	<i>s</i> -C ₄ H ₉ CH ₃ C ₂ H ₅	" , reflux 10 h	(43)	891		
	<i>n</i> -C ₃ H ₇ 	" , reflux 3 h	(44)	891		
	<i>n</i> -C ₄ H ₉ 	" , 25°, 4 h	(62)	891		
	<i>i</i> -C ₄ H ₉ 	" , 25°, 4 h	(47)	891		
	<i>s</i> -C ₄ H ₉ 	" , reflux 22 h	(43)	891		
	<i>n</i> -C ₄ H ₉ 	" , 25°, 3 h	(58)	891		
	<i>i</i> -C ₄ H ₉ 	" , reflux, 11 h	(16)	891		
	<i>s</i> -C ₄ H ₉ 	" , reflux, 35 h	(33)	891		
	<i>s</i> -C ₄ H ₉ C ₂ H ₅ C ₂ H ₅	" , reflux, 38 h	(28)	891		
	C ₂ H ₅ (CH ₃)N(CH ₂) ₂ CH ₃ C ₂ H ₅	" , reflux, 3 h	(45)	891		

TABLE XIV. PARTIAL REDUCTION OF NITRILES TO ALDEHYDES (*Continued*)

No. of Carbon Atoms	Reactant			Conditions	Product(s) and Yield(s) (%)	Refs.
	R	R ¹	R ²			
C ₂₃	<i>n</i> -C ₄ H ₉			" , reflux, 3 h	(47)	891
	<i>i</i> -C ₄ H ₉			" , reflux, 12 h	(37)	891
	<i>i</i> -C ₃ H ₇	<i>i</i> -C ₃ H ₇	<i>i</i> -C ₃ H ₇	LiAlH ₃ (OC ₂ H ₅), ether, reflux, 93 h	(15)	891
C ₂₄	 N(CH ₂) ₂			LiAlH ₂ (OC ₂ H ₅) ₂ , ether, 25°, 2 h	(59)	891
	 N(CH ₂) ₂			" , 25°, 4 h	(64)	891
	<i>s</i> -C ₄ H ₉	<i>i</i> -C ₃ H ₇	<i>i</i> -C ₃ H ₇	LiAlH ₃ (OC ₂ H ₅), ether, reflux, 90 h	(26)	891
	(C ₂ H ₅) ₂ N(CH ₂) ₂	C ₂ H ₅	C ₂ H ₅	" , reflux, 3 h	(34)	891
C ₂₆	 N(CH ₂) ₂			" , 25°, 4 h	(39)	891
C ₂₈	(<i>i</i> -C ₃ H ₇) ₂ N(CH ₂) ₂	<i>i</i> -C ₃ H ₇	<i>i</i> -C ₃ H ₇	LiAlH ₃ (OC ₂ H ₅), ether, reflux, 3 h	(46)	891

* Reduction of the nitrile to the aminomethyl compound occurred to the extent of 14%.

TABLE XV. REDUCTION OF CARBOXYLIC ACID AMIDES

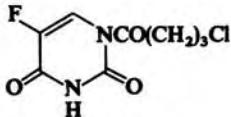
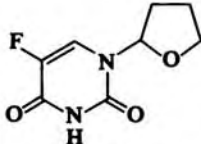
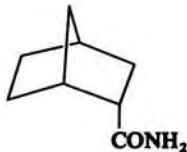
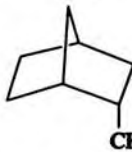
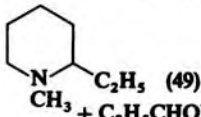
No. of Carbon Atoms	Reactant	Conditions	Product(s) and Yield(s) (%)	Refs.
C ₄	<i>n</i> -C ₃ H ₇ CONH ₂	Al ₂ H ₃ (OCH ₂ CH ₂ OCH ₃) ₃ , C ₆ H ₆ , 80°, 2 h	<i>n</i> -C ₄ H ₉ NH ₂ (75)	313
		NaAlH ₂ (OCH ₂ CH ₂ OC ₄ H ₉ - <i>n</i>) ₂ , C ₆ H ₆ , 80°, 4 h	" (94)	632
C ₆	<i>n</i> -C ₅ H ₁₁ CONH ₂	LTMA, THF, 0°, 2 h; room temp, 2 h	<i>n</i> -C ₆ H ₁₃ NH ₂ (86)	161
C ₇	C ₆ H ₅ CONH ₂	Ca[AlH ₂ (OC ₄ H ₉ - <i>i</i>) ₂] ₂ ·THF, C ₆ H ₆ , reflux, 3 h	C ₆ H ₅ CH ₂ NH ₂ (62)	165
C ₈		SMEAH, toluene	 (75)	894
	CH ₃ CONHC ₆ H ₅	Ca[AlH ₂ (OC ₄ H ₉ - <i>i</i>) ₂] ₂ ·THF, C ₆ H ₆ , reflux, 4 h	C ₂ H ₅ NHC ₆ H ₅ (93)	165
		SMEAH, C ₆ H ₆ , 80°, 1 h	" (85)	94, 167
		1. SMEAH, C ₆ H ₆ , reflux, 2 h 2. HCl, EtOH	 Cl ⁻ (69)	895
	C ₂ H ₅ CO(CH ₂) ₃ CONHCH ₃	SMEAH, C ₆ H ₆ , reflux, 2 h	 (49) + C ₂ H ₅ CHOH(CH ₂) ₄ NHCH ₃ (22)	94

TABLE XV. REDUCTION OF CARBOXYLIC ACID AMIDES (Continued)


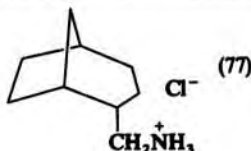
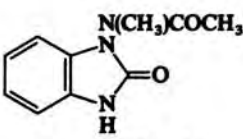
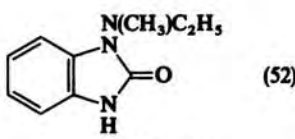
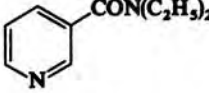
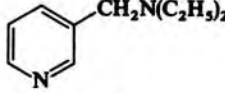
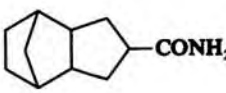
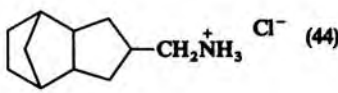
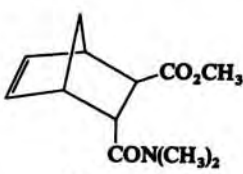
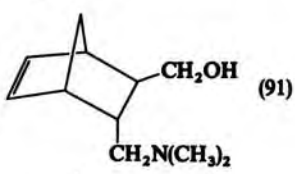
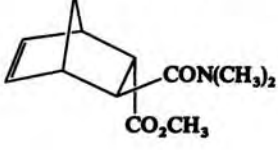
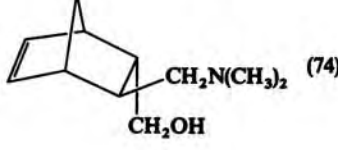
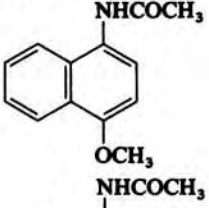
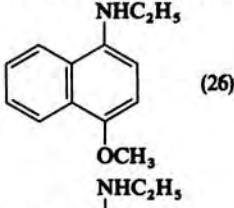
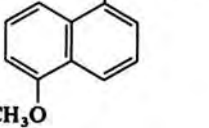
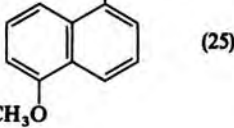
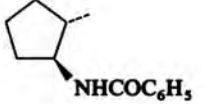

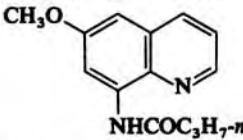
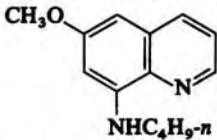
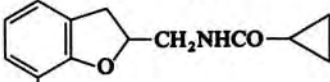

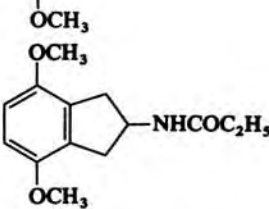
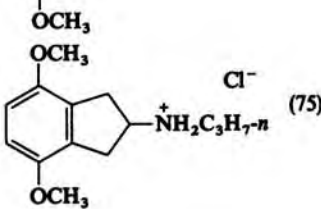
No. of Carbon Atoms	Reactant	Conditions	Product(s) and Yield(s) (%)	Refs.
C ₉		1. SMEAH, C ₆ H ₆ , reflux, 2 h 2. HCl, EtOH	 (77)	895
C ₁₀		SMEAH, toluene-THF, reflux, 3 h	 (52)	896
450		SMEAH (IA), C ₆ H ₆ , 37°, 5 min	 (27)	94
C ₁₁		1. SMEAH, C ₆ H ₆ , reflux, 2 h 2. HCl, EtOH	 (44)	895
C ₁₂		SMEAH, C ₆ H ₆ , reflux, 24 h	 (91)	650
		SMEAH, C ₆ H ₆ , reflux, 24 h	 (74)	650
C ₁₃	(C ₆ H ₅) ₂ NCHO	SMEAH, C ₆ H ₆ , reflux, 30 min	(C ₆ H ₅) ₂ NH (77) + (C ₆ H ₅) ₂ NCH ₃ (18)	94
		SMEAH, C ₆ H ₆ , reflux, 3 h	 (26)	897
		SMEAH, C ₆ H ₆ , reflux, 3 h	 (25)	897
		SMEAH, reflux, overnight	 (80)	898
C ₁₄	C ₆ H ₅ N(CH ₃)COC ₆ H ₅	SMEAH, C ₆ H ₆ , reflux, 1 h	C ₆ H ₅ NHCH ₃ (97) + C ₆ H ₅ CH ₂ OH (59)	94
		SMEAH (IA), C ₆ H ₆ , reflux, 30 min	 (99)	899
		SMEAH, C ₆ H ₆ , 60°, 1 h	 (53)	900
		1. SMEAH, C ₆ H ₆ , reflux, 24 h 2. HCl, EtOH	 (75)	901

TABLE XV. REDUCTION OF CARBOXYLIC ACID AMIDES (Continued)

No. of Carbon Atoms	Reactant	Conditions	Product(s) and Yield(s) (%)	Refs.
C ₁₄ (Contd.)		1. SMEAH, C ₆ H ₆ , reflux, 24 h 2. HCl, EtOH	Cl ⁻ (49)	895
C ₁₅	3-CH ₃ C ₆ H ₄ OCHCONHC ₄ H ₉₋₅ (CH ₂) ₂ OH	SMEAH, C ₆ H ₆	3-CH ₃ C ₆ H ₄ OCHCH ₂ NHC ₄ H ₉₋₅ (—) (CH ₂) ₂ OH	902
C ₁₆		SMEAH, C ₆ H ₆ , reflux, 2 h	(18)	189
			(9)	
		SMEAH, C ₆ H ₆ , 60°, 1 h	(58)	900
		SMEAH, C ₆ H ₆ , reflux, 30 min	(~100)	336
C ₁₇		SMEAH, C ₆ H ₆ , room temp, 1.5 h	(86)	903
		SMEAH, THF, C ₆ H ₆ , 2 h	(58)	904
		SMEAH, C ₆ H ₆ , 60°, 1 h	(56)	900
C ₁₈		SMEAH, THF, C ₆ H ₆ , reflux, 2 h	(65)	904

TABLE XV. REDUCTION OF CARBOXYLIC ACID AMIDES (Continued)

No. of Carbon Atoms	Reactant	Conditions	Product(s) and Yield(s) (%)	Refs.
C ₁₈ (Contd.)		LiAlH ₂ (OC ₂ H ₅) ₂		(—) 683
		LiAlH(OC ₂ H ₅) ₃ , ether, 0°, 35 h		(—) 905
C ₁₉		SMEAH, THF, C ₆ H ₆ , reflux, 2 h		(—) 906
		" , " , " , " , "		(—) 906
C ₂₀		SMEAH		(—) 907
		SMEAH, C ₆ H ₆ , reflux, 30 min		(~100) 336
C ₂₂		SMEAH, C ₆ H ₆ , reflux, 3.5 h		(82) 908a
C ₂₃		SMEAH, C ₆ H ₆ , reflux		(77) 908b
C ₂₄		SMEAH, C ₆ H ₆ , ether, room temp, 1 h		(69) 909, 910
				(3)

TABLE XV. REDUCTION OF CARBOXYLIC ACID AMIDES (Continued)

No. of Carbon Atoms	Reactant	Conditions	Product(s) and Yield(s) (%)	Refs.
C ₂₄ (Contd.)		SMEA, C ₆ H ₆	(—) 911	911
	C ₆ H ₁₁ CONHCH ₂ CH(CH ₃)C(OCH ₃)(C ₆ H ₅) ₂	SMEA, C ₆ H ₆	C ₆ H ₁₁ CH ₂ NHCH ₂ CH(CH ₃)C(OCH ₃)(C ₆ H ₅) ₂ (—) 912	912
C ₂₅		SMEA, C ₆ H ₆ , reflux	(—) 913	913
C ₂₆		SMEA, C ₆ H ₆ , reflux, 30 min	(78) 704	704
		SMEA (IA), C ₆ H ₆ , room temp, 1 h	(81) 914	914
C ₂₇		SMEA, C ₆ H ₆ , reflux, 2 h	(85) 913	913
C ₃₁		SMEA (IA), THF, reflux, 3 h	(57) 915	915
C ₃₂	n-C ₁₅ H ₃₁ CONHC ₁₆ H ₃₃ -n	SMEA, C ₆ H ₆	(n-C ₁₆ H ₃₃) ₂ NH (—) 916	916
	n-C ₁₅ H ₃₁ CON-(CH ₂) ₁₀ -NCOC ₁₅ H ₃₁ -n		n-C ₁₆ H ₃₃ N-(CH ₂) ₁₀ -NC ₁₆ H ₃₃ -n (47) 443	443
C ₆₀		SMEA, ether, 0°, 1 h	(47) 443	443
C _n		SMEA, N-methylmorpholine, 100°, 12 h	(—) 713	713

TABLE XVI. PARTIAL REDUCTION OF CARBOXYLIC ACID AMIDES TO ALDEHYDES









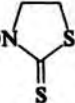
No. of Carbon Atoms	Reactant	Conditions	Product(s) and Yield(s) (%)	Refs.
C ₄	F ₂ CHCON(CH ₃) ₂	LiAlH ₂ (OC ₂ H ₅) ₂ , ether, 0°, 15 min	F ₂ CHCHO (—)	917
C ₅	CH ₃ CHClCON(CH ₃) ₂	LiAlH ₂ (OC ₂ H ₅) ₂ (IA), ether, -20 to -30°, 1 h	CH ₃ CHClCHO (84)	88
		LiAlH(OC ₂ H ₅) ₃ , ether, -20 to -30°, 1 h	" (87)	88
C ₆	 CON(CH ₃) ₂	LiAlH ₂ (OC ₂ H ₅) ₂ (IA), ether, 0°, 1 h	 CHO (78)	88, 89
		LiAlH(OC ₂ H ₅) ₃ (IA), ether, 0°, 1 h	" (67)	88
	n-C ₃ H ₇ CON 	LiAlH ₂ (OC ₂ H ₅) ₂ (IA), ether, 0°, 1 h	n-C ₃ H ₇ CHO (83)	88
		LiAlH(OC ₂ H ₅) ₃ (IA), ether, 0°, 1 h	" (87)	88
		NaAlH(OC ₂ H ₅) ₃ (IA), THF, 0°, 1.5 h	" (82)	91
		NaAlH(OCH ₃) ₃ (IA), THF, 0°, 1.5 h	" (84)	91
	CH ₃ CH=CHCON(CH ₃) ₂	LiAlH ₂ (OC ₂ H ₅) ₂ (IA), ether, 0°, 1 h	No reaction	88
		LiAlH(OC ₂ H ₅) ₃ , ether, 0°, 1 h	No reaction	88
	n-C ₃ H ₇ CON(CH ₃) ₂	LiAlH ₂ (OC ₂ H ₅) ₂ (IA), ether, 0°, 1 h	n-C ₃ H ₇ CHO (90)	88, 89
		LiAlH(OC ₂ H ₅) ₃ , ether, 0°, 1 h	" (90)	88
		LTMA, ether, 0°, 1 h	" (59)	88
		NaAlH(OCH ₃) ₃ (IA), THF, 0°, 1.5 h	" (85)	91
		NaAlH(OC ₂ H ₅) ₃ (IA), THF, 0°, 1.5 h	" (91)	91
	i-C ₃ H ₇ CON(CH ₃) ₂	LTMA, ether, 0°, 1 h	i-C ₃ H ₇ CHO (70)	88
		LiAlH(OC ₂ H ₅) ₃ , ether, 0°, 1 h	" (87)	88
		LiAlH ₂ (OC ₂ H ₅) ₂ (IA), ether, 0°, 1 h	" (89)	88, 89
		LiAlH(OC ₂ H ₅) ₃ , ether, 0°, 1 h	C ₂ H ₅ SCH ₂ CHO (69)	88, 89
		LiAlH ₂ (OC ₂ H ₅) ₂ (IA), ether, 0°, 1 h	" (70)	88
C ₇	t-C ₄ H ₉ CON(CH ₃) ₂	LiAlH ₂ (OC ₂ H ₅) ₂ (IA), ether, 0°, 1 h	t-C ₄ H ₉ CHO (63)	88, 89
		LiAlH(OC ₂ H ₅) ₃ , ether, 0°, 1 h	" (74)	88
	(CH ₃ O) ₃ CCON(CH ₃) ₂	LiAlH ₂ (OCH ₃) ₂ (IA), ether, reflux, 2 h	(CH ₃ O) ₃ CCHO (28)	90
C ₈	 CON(CH ₃) ₂	LiAlH ₂ (OC ₂ H ₅) ₂ (IA), ether, 0°, 1 h	 CHO (89)	89
	n-C ₃ H ₇ CON 	LiAlH(OC ₂ H ₅) ₃ , ether, 0°, 1 h	n-C ₃ H ₇ CHO (70)	88
		LiAlH(OC ₂ H ₅) ₃ , ether, 0°, 1 h	" (59)	89
	n-C ₃ H ₇ CON(C ₂ H ₅) ₂	LiAlH ₂ (OC ₂ H ₅) ₂ (IA), ether, 0°, 1 h	n-C ₃ H ₇ CHO (67)	88, 89
	n-C ₃ H ₁₁ CON(CH ₃) ₂	LiAlH(OC ₂ H ₅) ₃ , ether, 0°, 1 h	" (73)	88, 89
	(C ₂ H ₅) ₂ CHCON(CH ₃) ₂	LiAlH ₂ (OC ₂ H ₅) ₂ (IA), ether, 0°, 1 h	(C ₂ H ₅) ₂ CHCHO (79)	88
C ₉	2-ClC ₆ H ₄ CON(CH ₃) ₂	" " "	2-ClC ₆ H ₄ CHO (77)	88, 89
		LiAlH(OC ₂ H ₅) ₃ , ether, 0°, 1 h	" (80)	88
	4-ClC ₆ H ₄ CON(CH ₃) ₂	LiAlH ₂ (OC ₂ H ₅) ₂ (IA), ether, 0°, 1 h	4-ClC ₆ H ₄ CHO (78)	88
		LiAlH(OC ₂ H ₅) ₃ , ether, 0°, 1 h	" (89)	88
	4-O ₂ NC ₆ H ₄ CON(CH ₃) ₂	" " " "	4-O ₂ NC ₆ H ₄ CHO (60)	88
	C ₆ H ₅ CON(CH ₃) ₂	LTMA (IA), ether, 0°, 1 h	C ₆ H ₅ CHO (85)	88
		LiAlH ₂ (OC ₂ H ₅) ₂ (IA), ether, 0°, 1 h	" (83)	88
		LiAlH(OC ₂ H ₅) ₃ , ether, 0°, 1 h	" (70)	88
	 CH ₂ CON(CH ₃) ₂	LiAlH ₂ (OC ₂ H ₅) ₂ (IA), 0°; room temp, 12 h	 CH ₂ CHO (23)	918
	C ₆ H ₁₁ CON(CH ₃) ₂	LiAlH ₂ (OC ₂ H ₅) ₂ (IA), ether, 0°, 1 h	C ₆ H ₁₁ CHO (72)	88, 89
		LiAlH(OC ₂ H ₅) ₃ , ether, 0°, 1 h	" (78)	88
C ₁₀	4-ClC ₆ H ₄ CON 	LTBA (IA), THF, -20°; then 0°	4-ClC ₆ H ₄ CHO (86)	102

TABLE XVI. PARTIAL REDUCTION OF CARBOXYLIC ACID AMIDES TO ALDEHYDES (Continued)

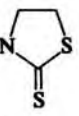

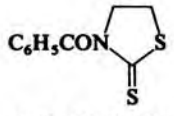
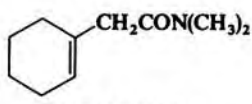
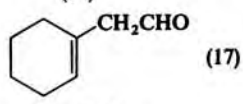
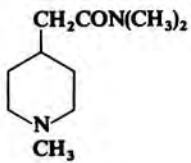
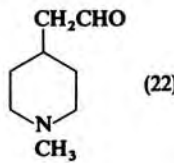
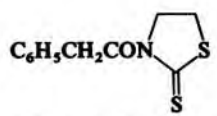
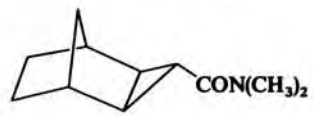
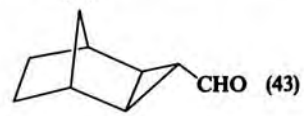


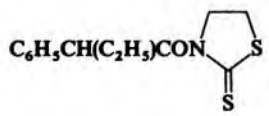
No. of Carbon Atoms	Reactant	Conditions	Product(s) and Yield(s) (%)	Refs.
C ₁₀ (Contd.)		LTBA (IA), THF, -20°; then 0°	4-O ₂ NC ₆ H ₄ CHO (88)	102
		LTBA (IA), THF, -40°; -10°, 1-2 h	C ₆ H ₅ CHO (60)	919
		LTBA (IA), THF, -20°; then 0°	" (83)	102
	C ₆ H ₅ CH ₂ CON(CH ₃) ₂	LiAlH ₂ (OC ₂ H ₅) ₂ (IA), ether, 0°, 1 h	C ₆ H ₅ CH ₂ CHO (79)	88
	2-CH ₃ C ₆ H ₄ CON(CH ₃) ₂	LiAlH ₂ (OC ₂ H ₅) ₂ (IA), ether, 0°, 1 h	2-CH ₃ C ₆ H ₄ CHO (74)	920
	2-CH ₃ OC ₆ H ₄ CON(CH ₃) ₂	LiAlH(OC ₂ H ₅) ₃ , ether, 0°, 1 h	2-CH ₃ OC ₆ H ₄ CHO (74)	88
		LiAlH ₂ (OC ₂ H ₅) ₂ (IA), ether, 0°, 1 h	" (84)	88, 89
		LiAlH ₂ (OC ₂ H ₅) ₂ (IA), 0°; room temp, 12 h	 (17)	918
		LiAlH(OC ₂ H ₅) ₃ , ether, 0-7°, 40 min; room temp, 20 min	 (22)	921
C ₁₁		LTBA (IA), THF, -20°, 5 h	C ₆ H ₅ CH ₂ CHO (69)	102
	C ₆ H ₅ CH=CHCON(CH ₃) ₂	LiAlH(OC ₂ H ₅) ₃ , ether, 0°, 1 h	C ₆ H ₅ CH=CHCHO (7)	88
		LiAlH ₂ (OC ₂ H ₅) ₂ (IA), ether, 0°, 1 h	" (9)	88
	n-C ₃ H ₇ CON(CH ₃)C ₆ H ₅	LiAlH(OC ₂ H ₅) ₃ (IA), ether, 0°, 1 h	n-C ₃ H ₇ CHO (69)	88
		LiAlH ₂ (OC ₂ H ₅) ₂ (IA), ether, 0°, 1 h	" (82)	88
		LiAlH ₂ (OC ₂ H ₅) ₂ , ether, reflux, 1.5 h	 (43)	922
C ₁₂		LTBA, THF, -20°; then 0°	C ₆ H ₅ (CH ₂) ₂ CHO (89)	102
	n-C ₃ H ₇ CON(C ₂ H ₅)C ₆ H ₅ 3,4,5-(CH ₃ O) ₃ C ₆ H ₂ CON(CH ₃) ₂	NaAlH(OCH ₃) ₃ (IA), THF, 0°, 1.5 h LiAlH ₂ (OC ₂ H ₅) ₂ , ether, 0°, 2 h	n-C ₃ H ₇ CHO (61) 3,4,5-(CH ₃ O) ₃ C ₆ H ₂ CHO (60)	91 923
C ₁₃		LTBA, THF, -20°; then 0°	C ₆ H ₅ (CH ₂) ₃ CHO (86)	102
		LTBA, THF, -20°; then 0°	C ₆ H ₅ CH(C ₂ H ₅)CHO (86)	102
	1-C ₁₀ H ₇ CON(CH ₃) ₂ 2-C ₁₀ H ₇ CON(CH ₃) ₂ 4-(t-C ₄ H ₉)C ₆ H ₄ CON(CH ₃) ₂ 4-CH ₃ OC ₆ H ₄ CH(CH ₃)CH ₂ CON(CH ₃) ₂	LiAlH ₂ (OC ₂ H ₅) ₂ (IA), ether, 0°, 1 h LiAlH(OC ₂ H ₅) ₃ , ether, 0°, 1 h LiAlH(OC ₂ H ₅) ₃ , ether, 0°, 2 h LiAlH(OC ₂ H ₅) ₃ , ether, 0°, 1 h	1-C ₁₀ H ₇ CHO (81) 2-C ₁₀ H ₇ CHO (81) 4-(t-C ₄ H ₉)C ₆ H ₄ CHO (61) 4-CH ₃ OC ₆ H ₄ CH(CH ₃)CH ₂ CHO (42)	88, 89 88 924 925, 926

TABLE XVI. PARTIAL REDUCTION OF CARBOXYLIC ACID AMIDES TO ALDEHYDES (Continued)

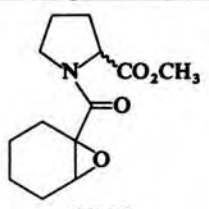
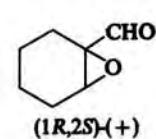
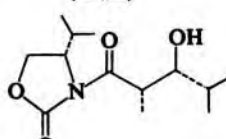
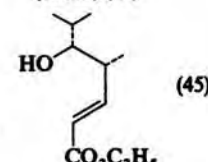
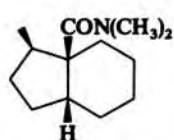
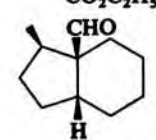
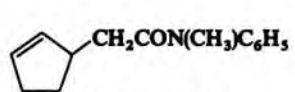
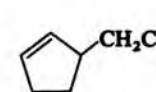

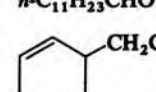

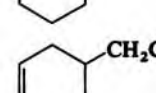

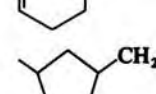
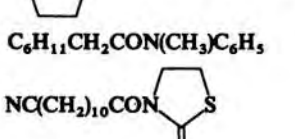
No. of Carbon Atoms	Reactant	Conditions	Product(s) and Yield(s) (%)	Refs.
C ₁₃ (Contd.)		SMEAHA(IA), C ₆ H ₆ -ether, 0°, 1 h	 (58) (~100% e.e.)	103, 104
		1. SMEAH, THF, -78°, then -55 to -40°, 1 h 2. [(C ₂ H ₅ O) ₂ P(O)CHCO ₂ C ₂ H ₅] ⁺ K ⁺	 (45)	927a
		LiAlH ₂ (OC ₂ H ₅) ₂ , ether, 0°; reflux, 30 min	 (—)	927b
	CH ₂ =CH(CH ₂) ₈ CON(CH ₃) ₂	LiAlH ₂ (OC ₂ H ₅) ₂ (IA), ether, 0°, 1 h LiAlH(OC ₂ H ₅) ₃ , ether, 0°, 1 h	CH ₂ =CH(CH ₂) ₈ CHO (69) " (73)	88, 89 88, 89
C ₁₄	C ₆ H ₅ CON(CH ₃)C ₆ H ₅	SMEAHA (IA), C ₆ H ₆ , 1-3°, 2 h 50 min	C ₆ H ₅ CHO (66) + C ₆ H ₅ CH ₂ OH (11) + C ₆ H ₅ NHCH ₃ (86)	94, 167
	2-HSC ₆ H ₄ CON(CH ₃)C ₆ H ₅	SMEAHA, C ₆ H ₆ -THF, 0°, 21 h	2-HSC ₆ H ₄ CHO (60)	928
	1-C ₁₀ H ₇ CH ₂ CON(CH ₃) ₂	LiAlH ₂ (OC ₂ H ₅) ₂ (IA), ether, 0°, 1 h	1-C ₁₀ H ₇ CH ₂ CHO (72)	89
		LiAlH ₂ (OC ₂ H ₅) ₂ (IA), ether, 0-5°; then room temp, 12 h	 (47)	918
	C ₅ H ₉ CH ₂ CON(CH ₃)C ₆ H ₅	" " " " "	C ₅ H ₉ CH ₂ CHO (55)	918
	n-C ₅ H ₁₁ C≡CC=CH(CH ₂) ₂ CON(CH ₃) ₂	LiAlH ₂ (OC ₂ H ₅) ₂ (IA), ether, 0°, 30 min; reflux, 30 min	n-C ₅ H ₁₁ C≡CC=CH(CH ₂) ₂ CHO (44)	929
	trans-n-C ₅ H ₁₁ C≡CC=CH(CH ₂) ₂ CON(CH ₃) ₂	LiAlH ₂ (OC ₂ H ₅) ₂ (IA), ether, 0°, 40 min; reflux, 30 min	trans-n-C ₅ H ₁₁ C≡CC=CH(CH ₂) ₂ CHO (76)	929
	CH ₂ =CH(CH ₂) ₈ CON(CH ₃)C ₆ H ₅	LTBA (IA), THF, -20°; then 0°	CH ₂ =CH(CH ₂) ₈ CHO (78)	102
	Br(CH ₂) ₁₀ CON(CH ₃)C ₆ H ₅	" " " " "	Br(CH ₂) ₁₀ CHO (80)	102
	n-C ₁₁ H ₂₃ CON(CH ₃) ₂	LiAlH ₂ (OC ₂ H ₅) ₂ (IA), ether, 0°, 1 h	n-C ₁₁ H ₂₃ CHO (62)	88, 89
C ₁₅		LiAlH ₂ (OC ₂ H ₅) ₂ (IA), ether, 0-5°; room temp, 12 h	 (33)	918
		LiAlH ₂ (OC ₂ H ₅) ₂ (IA), ether, 0-5°; room temp, 12 h	 (27)	918
		" " " " "	 (44)	918
	C ₆ H ₁₁ CH ₂ CON(CH ₃)C ₆ H ₅	" " " " "	C ₆ H ₁₁ CH ₂ CHO (45)	918
	NC(CH ₂) ₁₀ CON(CH ₃)C ₆ H ₅	-20°; then 0°	NC(CH ₂) ₁₀ CHO (71)	102
				

TABLE XVI. PARTIAL REDUCTION OF CARBOXYLIC ACID AMIDES TO ALDEHYDES (Continued)

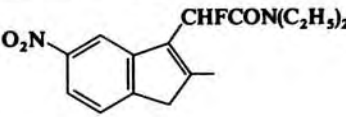
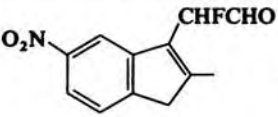

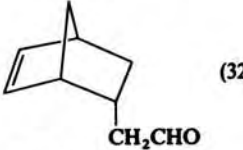
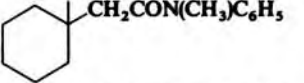
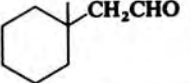

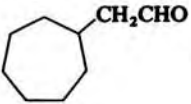
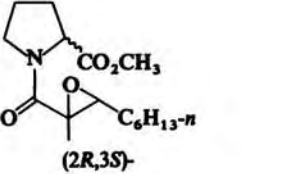
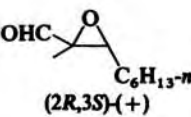
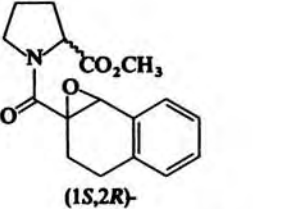
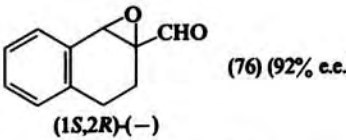
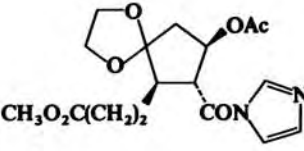
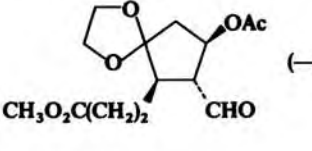
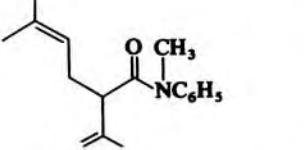
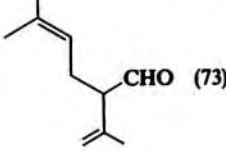
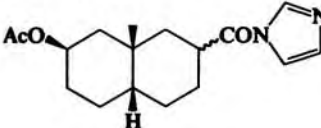
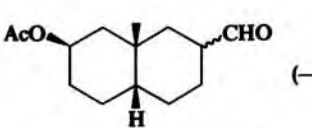
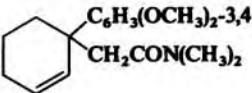
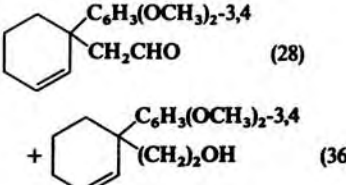
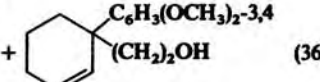
No. of Carbon Atoms	Reactant	Conditions	Product(s) and Yield(s) (%)	Refs.
C ₁₆		LTBA, THF	 (—)	930
		LiAlH ₂ (OC ₂ H ₅) ₂ (IA), ether, 0–5°; room temp, 12 h	 (32)	918
		" , " , " , " , "	 (39)	918
		" , " , " , " , "	 (33)	918
		SMEAH (IA), C ₆ H ₆ -ether, 0°, 1 h	 (76) (~100% e.e.)	103, 104
C ₁₇		" , " , " , " , "	 (76) (92% e.e.)	103, 104
		LTBA, THF, 25°	 (—)	931
		LiAlH ₂ (OC ₂ H ₅) ₂ , ether, –78°	 (73)	932
		LTBA	 (—)	933
C ₁₈		LiAlH(OC ₂ H ₅) ₃ , ether, 0°, 35 h	 (28) +  (36)	905

TABLE XVI. PARTIAL REDUCTION OF CARBOXYLIC ACID AMIDES TO ALDEHYDES (Continued)

No. of Carbon Atoms	Reactant	Conditions	Product(s) and Yield(s) (%)	Refs.
C ₁₈ (Contd.)		LiAlH(OC ₂ H ₅) ₃ , ether, -5°, 1 h	(—)	934
		LiAlH ₂ (OC ₂ H ₅) ₂	(51)	935
	<i>n</i> -C ₁₅ H ₃₁ CON(CH ₃) ₂	LiAlH ₂ (OCH ₂ CH ₂ OCH ₃) ₂ , toluene-ether, -10°, 2 h; -5°, 2 h	<i>n</i> -C ₁₅ H ₃₁ CHO (41)	93
		 LiAlH ₂ (OCH ₂ -) ₂ , ether-toluene, -15°, 5 h	" (53)	93
C ₁₉		SMEAH, C ₆ H ₆ -ether, -20°, 4 h	(69)	936
C ₂₀	 C ₆ H ₅ CHCON(CH ₃)C ₆ H ₅	LiAlH(OC ₂ H ₅) ₃ , ether, 0°, 30 min	(30)	95
		SMEAH, C ₆ H ₆ -ether, -20°, 4 h	(65)	92
		LiAlH ₂ (OCH ₂ -) ₂ , ether-toluene, -15°, 4 h	(57)	93
	<i>n</i> -C ₈ H ₁₇ CH=CH(CH ₂) ₇ CON(CH ₃) ₂	LiAlH ₂ (OCH ₂ CH ₂ OCH ₃) ₂ , ether-toluene, -10 to -5°, 4 h	<i>n</i> -C ₈ H ₁₇ CH=CH(CH ₂) ₇ CHO (44)	93
		 LiAlH ₂ (OCH ₂ -) ₂ , ether-toluene, -15°, 4 h	" (55)	93
C ₂₁		LTBA, THF, 0°, 4 h; room temp, 4 h	<i>n</i> -C ₁₇ H ₃₅ CHO (85)	102
C ₂₆		1. LTBA (IA), THF, room temp 2. H ₃ O ⁺ 3. MnO ₂	(61)	937

TABLE XVI. PARTIAL REDUCTION OF CARBOXYLIC ACID AMIDES TO ALDEHYDES (Continued)

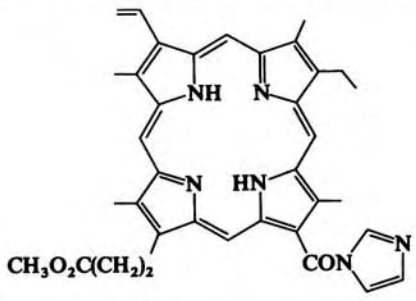
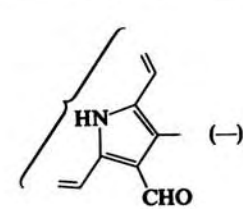
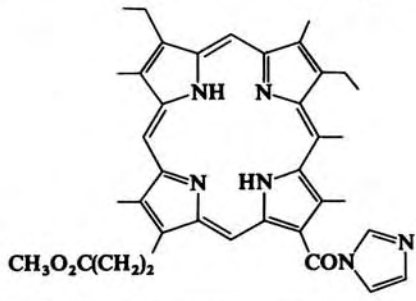
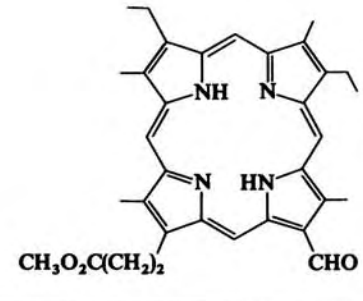
No. of Carbon Atoms	Reactant	Conditions	Product(s) and Yield(s) (%)	Refs.
C ₃₆		LTBA		938
		LTBA		(-) 938

TABLE XVII. REDUCTION OF LACTAMS


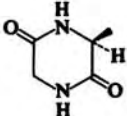
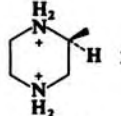

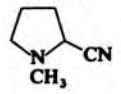
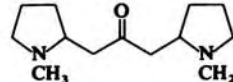

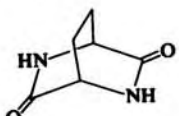
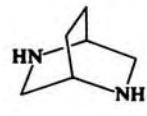
No. of Carbon Atoms	Reactant	Conditions	Product(s) and Yield(s) (%)	Refs.
C ₄		SMEAH (IA), C ₆ H ₆ , room temp	$\text{NaAl} \left(\text{pyrrolidin-2-one} \right)_2 (\text{OCH}_2\text{CH}_2\text{OCH}_3)_2$ (—)	939
C ₅	 (S)(—)	1. SMEAH, C ₆ H ₆ 2. HCl, CHCl ₃	 2Cl [—] (—)	940, 941
		1. SMEAH (IA), THF, 0 to —10°, 2.5 h 2. KCN, room temp overnight; reflux, 30 min	 (46)	942, 943
		1. 1-Benzyl-2-pyrrolidinone (1 eq) 2. SMEAH, C ₆ H ₆ —ether, reflux, 30 min 3. CO(CH ₂ CO ₂ H) ₂ , NaOH 4. H ₃ O ⁺	 (—)	944
		SMEAH (IA), C ₆ H ₆ , room temp	$\text{NaAl} \left(\text{piperidin-2-one} \right)_2 (\text{OCH}_2\text{CH}_2\text{OCH}_3)_2$ (—)	939
C ₆		SMEAH, C ₆ H ₆ , reflux, 47 h	 (58)	945

TABLE XVII. REDUCTION OF LACTAMS (Continued)

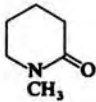
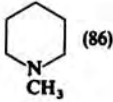
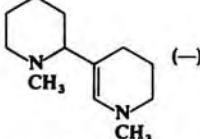
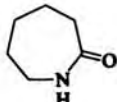
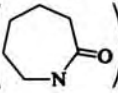
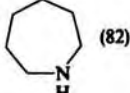
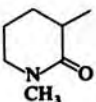
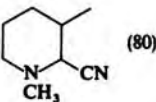
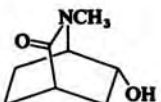
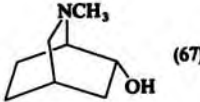
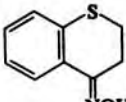
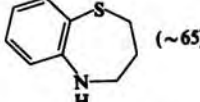
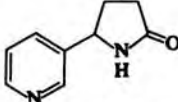
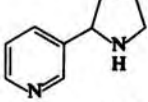
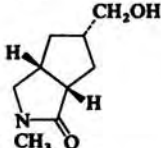
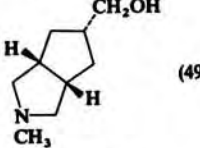
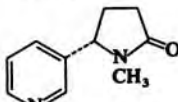
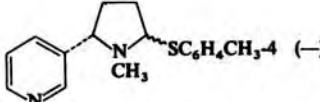
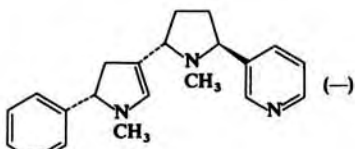
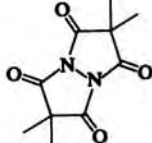
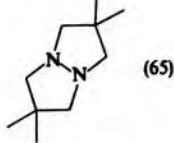
No. of Carbon Atoms	Reactant	Conditions	Product(s) and Yield(s) (%)	Refs.
C ₆ (Contd.)		SMEA, C ₆ H ₆ , reflux, 2 h	 (86)	94
		LiAlH ₂ (OC ₂ H ₅) ₂	 (—)	349
470		SMEA, (IA), C ₆ H ₆ , room temp	NaAl() ₂ (OCH ₂ CH ₂ OCH ₃) ₂ (—)	939
		SMEA, C ₆ H ₆ , reflux, 1 h	 (82)	94, 167
		NaAlH ₂ (OCH ₂ CH ₂ OC ₄ H _{9-n}) ₂ , C ₆ H ₆ , reflux, 4 h	" (89)	632
		Al ₂ H ₃ (OCH ₂ CH ₂ OCH ₃) ₃ , C ₆ H ₆ , reflux, 2 h	" (97)	313
		Ca[AlH ₂ (OC ₄ H _{9-i}) ₂] ₂ ·THF, toluene, 80°, 2 h	" (70)	165
C ₇		1. LiAlH(OC ₂ H ₅) ₃ , ether, 0°, 2 h 2. KCN, CH ₃ OH	 (80)	327
C ₈		SMEA, C ₆ H ₆ , reflux, 4 h	 (67)	946, 387
C ₉		SMEA, toluene, ether, reflux, 5 h	 (~65)	392
471		SMEA, C ₆ H ₆ , 15–20°	 (90)	947
		SMEA, C ₆ H ₆ , 50°, 2.5 h	 (49)	948
		1. SMEA, (IA), C ₆ H ₆ , ether, 0°; then room temp, 19 h 2. 4-CH ₃ C ₆ H ₄ SH	 (—)	949
C ₁₀	(—)	SMEA, (IA), C ₆ H ₆ –ether, 0°; then room temp, 19 h	 (—)	949
		SMEA, C ₆ H ₆	 (65)	950

TABLE XVII. REDUCTION OF LACTAMS (Continued)

No. of Carbon Atoms	Reactant	Conditions	Product(s) and Yield(s) (%)	Refs.
C ₁₁		SMEAH (IA), C ₆ H ₆ -toluene, reflux, 1.5 h	(55)	951
		" , " , " , " , "	(60)	951
		SMEAH (IA), C ₆ H ₆ -THF, reflux, 3 h	(45)	906
		" , " , " , " , "	(52)	906
		SMEAH, C ₆ H ₆ , 5 h	(57)	952, 953
C ₁₂		SMEAH, toluene, reflux	(88)	954
		SMEAH, C ₆ H ₆ , 60-70°, 1 h	(44)	955
		SMEAH, C ₆ H ₆ , 5 h	(94)	952, 953
		SMEAH	(—)	956
		SMEAH (IA), C ₆ H ₆ , reflux, 1.5 h	(68)	951
		SMEAH (IA), C ₆ H ₆ -toluene, reflux, 1.5 h	(42)	951
C ₁₃		SMEAH (IA), C ₆ H ₆ , room temp	NaAl $\left(\text{CH}_2 \right)_{11} \text{C} \begin{matrix} \text{O} \\ \parallel \\ \text{N} \end{matrix} \text{O} \right)_2 (\text{OCH}_2\text{CH}_2\text{OCH}_3)_2$ (—)	939
		LiAlH ₄ (OC ₂ H ₅), ether	(68)	364

TABLE XVII. REDUCTION OF LACTAMS (Continued)

No. of Carbon Atoms	Reactant	Conditions	Product(s) and Yield(s) (%)	Refs.
C ₁₃ (Contd.)		SMEAH (IA), C ₆ H ₆	(57)	955
C ₁₄		SMEAH, C ₆ H ₆ , reflux, 2 h	(48)	360
		SMEAH, C ₆ H ₆ , room temp, 2 h	(—) ^a	362
		SMEAH (IA), C ₆ H ₆ , reflux, 6 h	(85)	957, 958
		SMEAH (IA), C ₆ H ₆ , reflux, overnight	(86)	959
		SMEAH, C ₆ H ₆ , reflux, 6 h	(80)	960
		1. LiAlH(OC ₂ H ₅) ₃ , ether, 0°, 5 min 2. KCN, CH ₃ OH	(89)	327
C ₁₅		SMEAH, C ₆ H ₆ , reflux, 2 h	(88)	359, 360, 952, 953
		SMEAH, C ₆ H ₆	(60)	382
		SMEAH, toluene	(92)	961
		SMEAH, C ₆ H ₆ , reflux, 2 h	(63)	360

TABLE XVII. REDUCTION OF LACTAMS (Continued)

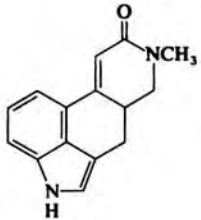
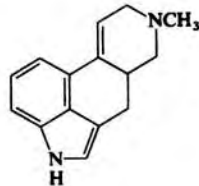
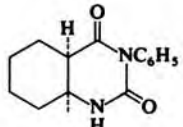
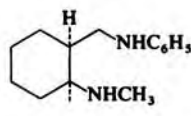
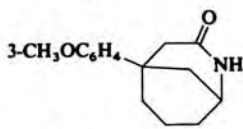
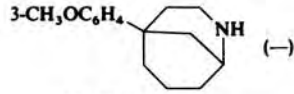
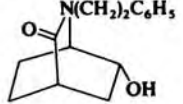
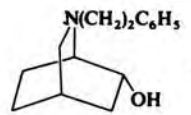
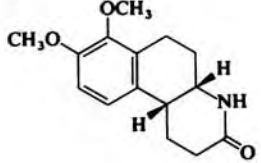
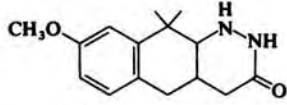
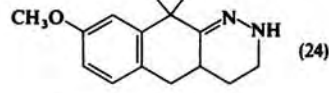
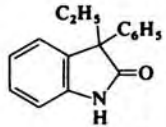
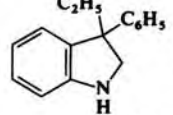
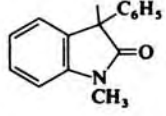
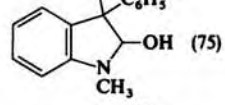
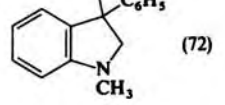
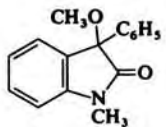
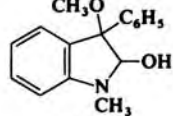
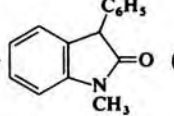
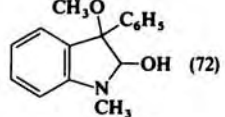
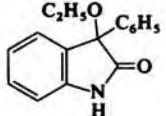
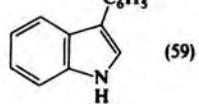
No. of Carbon Atoms	Reactant	Conditions	Product(s) and Yield(s) (%)	Refs.
C ₁₅ (Contd.)		SMEAH (IA), C ₆ H ₆ -toluene, 2 h	 (91)	363, 362
		SMEAH, C ₆ H ₆ , reflux, 36 h	 (65)	962
		SMEAH	 (—)	963
		SMEAH, C ₆ H ₆ , reflux, 4 h	 (71)	387
		SMEAH	No reaction	964
C ₁₆		SMEAH, C ₆ H ₆ , 10 h	 (24)	965
		SMEAH, C ₆ H ₆ , reflux, 2 h	 (89)	359, 360
		SMEAH (1 eq), C ₆ H ₆ , reflux, 2 h	 (75)	360
		SMEAH (excess), C ₆ H ₆ , reflux, 2 h	 (72)	360
		SMEAH, C ₆ H ₆ , reflux, 10 h	 (57) +  (12)	360
		SMEAH, C ₆ H ₆ , reflux, 2 h	 (72)	360
		SMEAH, C ₆ H ₆ , reflux, 2 h	 (59)	360

TABLE XVII. REDUCTION OF LACTAMS (Continued)

No. of Carbon Atoms	Reactant	Conditions	Product(s) and Yield(s) (%)	Refs.
C ₁₆ (Contd.)		SMEAH (IA), C ₆ H ₆ -toluene, 2 h	(85)	363, 362
		SMEAH (IA), C ₆ H ₆ -toluene, 2 h	(64)	363, 362
			(42)	363
C ₁₇		SMEAH, C ₆ H ₆ , room temp, 2 h	(—)	362
		SMEAH, C ₆ H ₆ -THF, reflux, 1 h	(59)	966
		SMEAH, (IA), C ₆ H ₆ -THF, 0°, 1.5 h	(57)	372, 967
		SMEAH, C ₆ H ₆ , room temp, 2 h	(80)*	362

TABLE XVII. REDUCTION OF LACTAMS (Continued)

No. of Carbon Atoms	Reactant	Conditions	Product(s) and Yield(s) (%)	Refs.
C ₁₇ (Contd.)		SMEAH (IA), C ₆ H ₆ , reflux, 6 h	 +	964
480		LiAlH ₂ (OCH ₃) ₂		357
		SMEAH, THF—C ₆ H ₆ , reflux, 4 h		968
C ₁₈		LiAlH ₂ (OC ₂ H ₅) ₂ , THF—toluene reflux, 2.75 h		969
		SMEAH (IA), THF—C ₆ H ₆ , 0°, 3 h		372
		"", "", "", ""		372
		SMEAH, THF—C ₆ H ₆ , 0°, 1.5 h		372
481		SMEAH, C ₆ H ₆ , room temp, 2 h		362
		SMEAH, THF—C ₆ H ₆ , reflux, 2.5 h	 +	968

TABLE XVII. REDUCTION OF LACTAMS (Continued)

No. of Carbon Atoms	Reactant	Conditions	Product(s) and Yield(s) (%)	Refs.
C ₁₈ (Contd.)		SMEA, THF-C ₆ H ₆ , reflux, 2.5 h	(55)	968
482 C ₁₉		SMEA	(—)	956
		SMEA (IA), THF-C ₆ H ₆ , 0°, 3 h	(80)	372
		SMEA, THF-C ₆ H ₆ , room temp, overnight	(31)	970a
		1. SMEA, toluene, room temp, 4 h 2. MsOH	(72)	970b
483		1. AcOH, room temp, 2 days 2. SMEA, Py-toluene, room temp, 1 h	(21) 	971
C ₂₀		SMEA, 5 h	(90)	952, 953

TABLE XVII. REDUCTION OF LACTAMS (Continued)

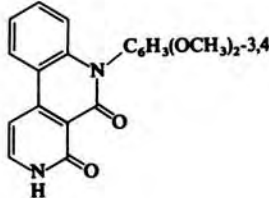
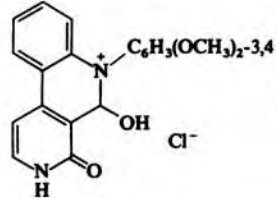
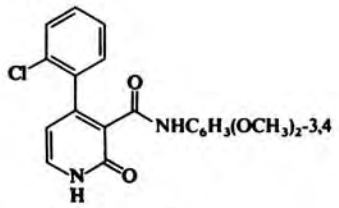
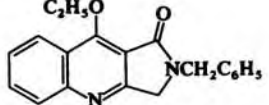
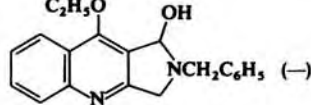
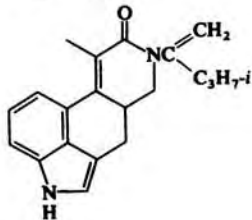
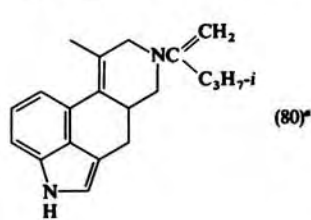
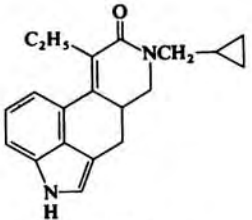
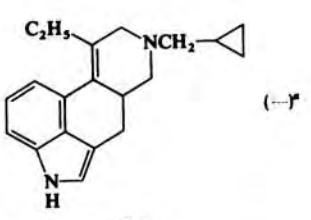
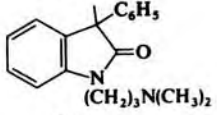
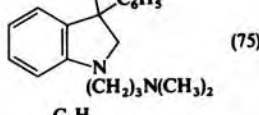
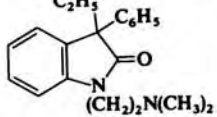
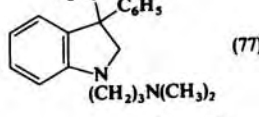
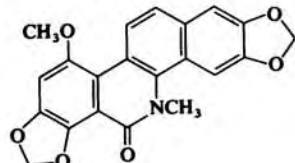
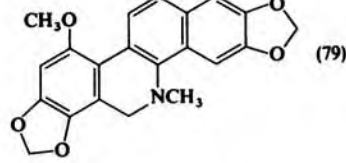
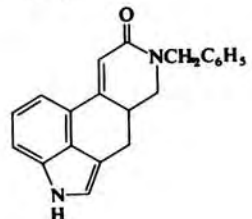
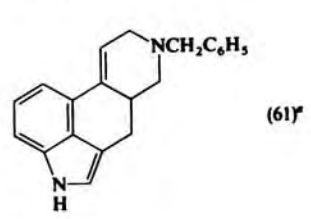
No. of Carbon Atoms	Reactant	Conditions	Product(s) and Yield(s) (%)	Refs.
C ₂₀ (Contd.)		1. SMEAH (IA), THF-C ₆ H ₆ , 2 h 2. HCl	 (70)	661
		SMEAH, THF, reflux, 2 h	No reaction	661
		SMEAH,	 (—)	972a
		SMEAH, C ₆ H ₆ , room temp, 2 h	 (80)*	362
C ₂₁		SMEAH, C ₆ H ₆ , room temp, 2 h	 (—)*	362
		SMEAH, C ₆ H ₆ , reflux	 (75)	359
		"", "", "	 (77)	359
		SMEAH (IA), C ₆ H ₆ -xylene, reflux, 30 min	 (79)	972b
		SMEAH, C ₆ H ₆ , room temp, 2 h	 (61)*	362

TABLE XVII. REDUCTION OF LACTAMS (Continued)

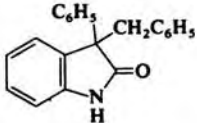
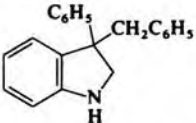
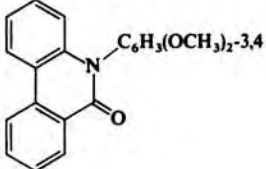
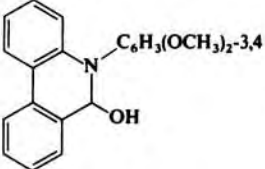
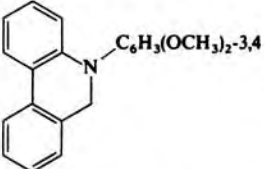
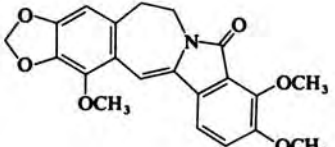
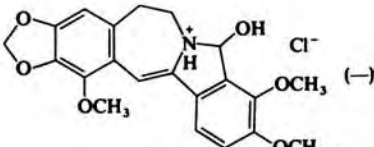
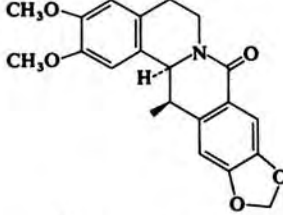
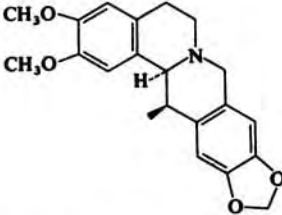
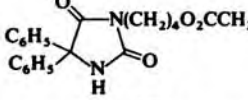
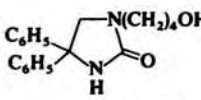
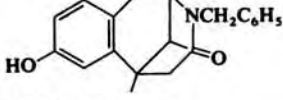
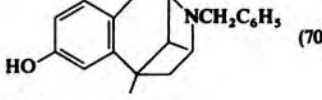
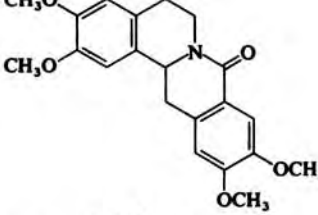
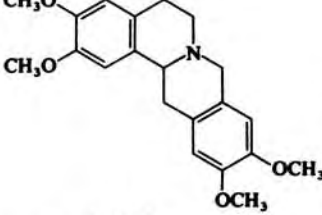
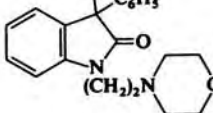
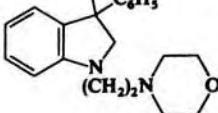
No. of Carbon Atoms	Reactant	Conditions	Product(s) and Yield(s) (%)	Refs.
C ₂₁ (Contd.)		SMEAH, 5 h	 (63)	952, 953
		SMEAH (IA), 11 eq: C ₆ H ₆ , reflux, 42 h	 (82)	973
		SMEAH (excess), C ₆ H ₆ , reflux	 (—)	973
		1. SMEAH, C ₆ H ₆ , reflux 2. HCl, C ₂ H ₅ OH	 Cl ⁻ (—) ^a	974, 975
486		SMEAH, C ₆ H ₆ -toluene, 18 h	 (81)	976
		SMEAH (IA), THF-C ₆ H ₆	 (56)	372
		SMEAH, xylene, reflux, 5 h	 (70)	977, 978
		SMEAH, C ₆ H ₆ , 16 h	 (80)	979
		SMEAH, C ₆ H ₆ , reflux	 (77)	359
487				

TABLE XVII. REDUCTION OF LACTAMS (Continued)

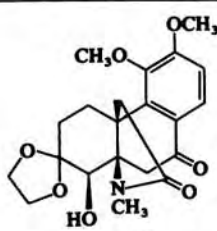
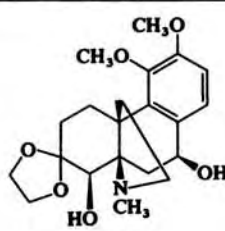
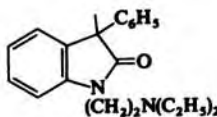
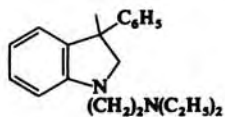
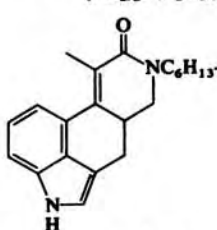
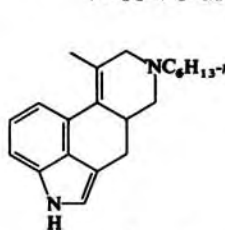
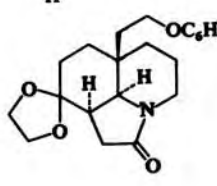
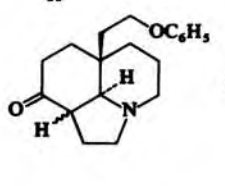
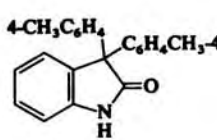
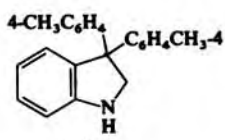
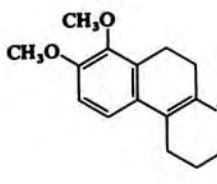
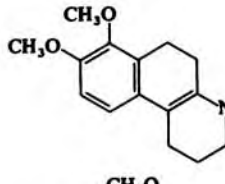
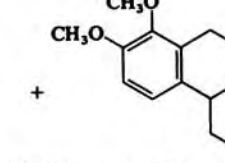
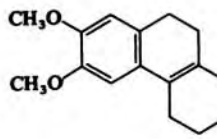
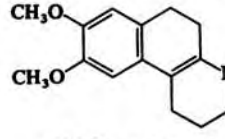
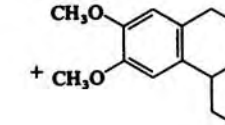
No. of Carbon Atoms	Reactant	Conditions	Product(s) and Yield(s) (%)	Refs.
C ₂₁ (Contd.)		SMEA, C ₆ H ₆ , reflux, 2 h	 (36)	980, 981
		SMEA, C ₆ H ₆ , reflux	 (80)	359
		SMEA, C ₆ H ₆ , room temp, 2 h	 (75) ^a	362
		1. LiAlH ₄ (OCH ₃) ₂ , THF, 0°, 30 min; reflux, 4 h 2. H ₃ O ⁺	 (78)	358
C ₂₂		SMEA, 5 h	 (60)	952, 953
		SMEA, C ₆ H ₆ , reflux, 6 h	 +  (~100)	964
		SMEA, C ₆ H ₆ , reflux, 6 h; room temp, overnight	 +  (92)	982

TABLE XVII. REDUCTION OF LACTAMS (Continued)

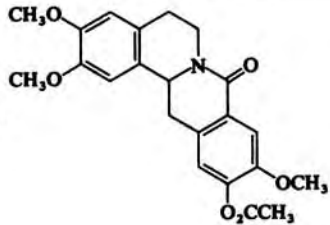
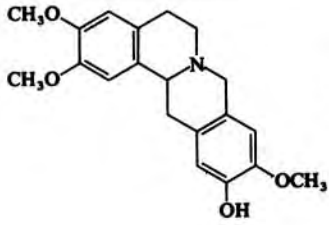
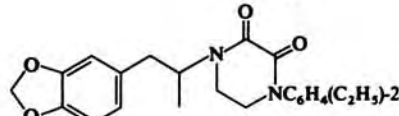
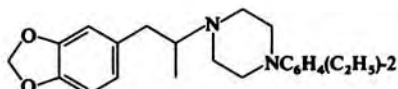
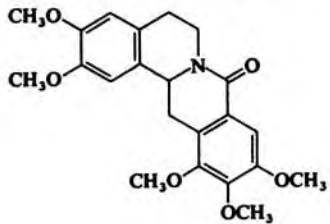
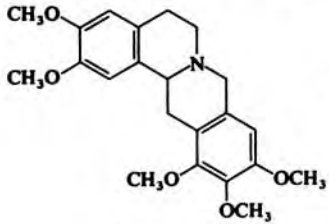
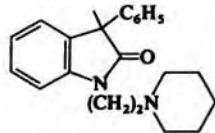
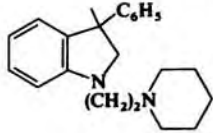
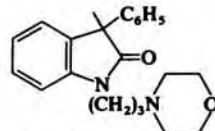
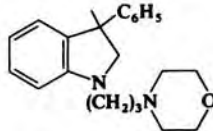
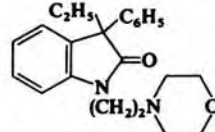
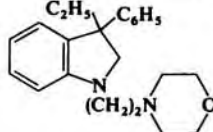
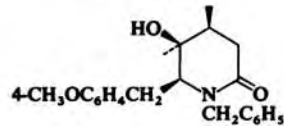
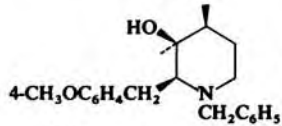
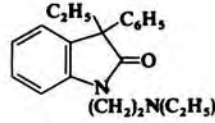
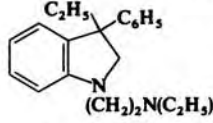
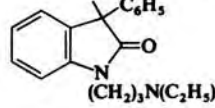
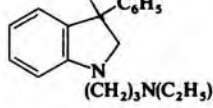
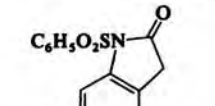
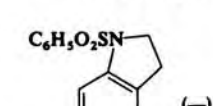
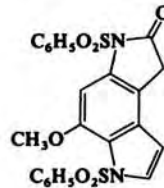
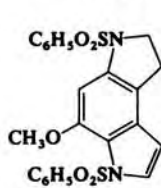
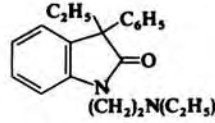
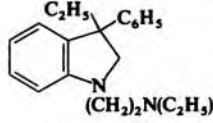
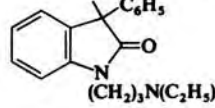
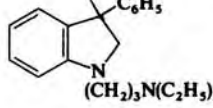
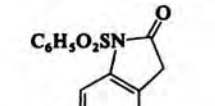
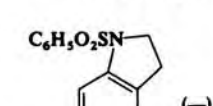
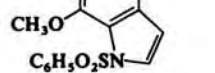
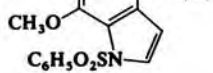
No. of Carbon Atoms	Reactant	Conditions	Product(s) and Yield(s) (%)	Refs.
C ₂₂ (Contd.)		SMEA, C ₆ H ₆ , 16 h	 (62)	979
		SMEA, C ₆ H ₆ , reflux	 (—)	983
		SMEA, C ₆ H ₆ , 16 h	 (90)	979
		SMEA, C ₆ H ₆ , reflux, 2 h	 (75)	359
490		" , " , " , "	 (82)	359
		" , " , " , "	 (81)	359
		SMEA, xylene, reflux, 4 h	 (50)	984
		SMEA, C ₆ H ₆ , reflux, 2 h	 (81)	359
		" , " , " , "	 (70)	359
		" , " , " , "	 (—)	985a
C ₂₃		1. CH ₃ ONa 2. SMEAH	 (—)	985a
491		SMEA, C ₆ H ₆ , reflux, 2 h	 (81)	359
		" , " , " , "	 (70)	359
		" , " , " , "	 (—)	985a
		" , " , " , "	 (—)	985a

TABLE XVII. REDUCTION OF LACTAMS (Continued)

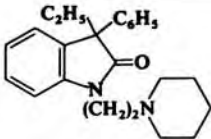
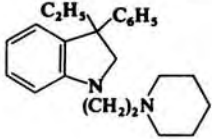
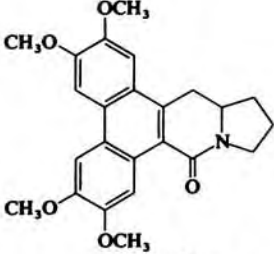
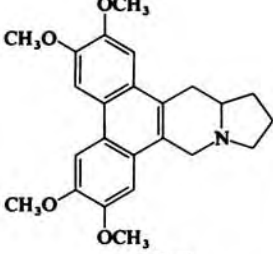
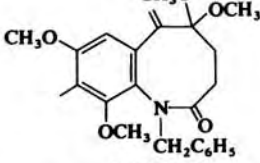
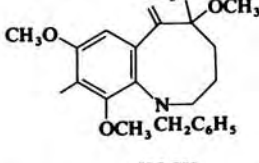
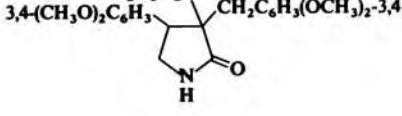
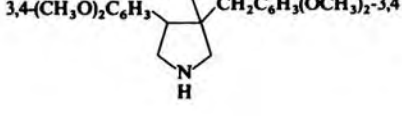
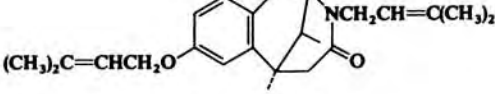
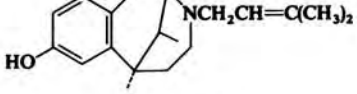
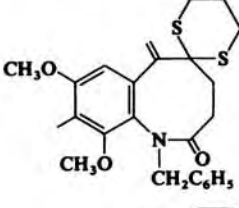
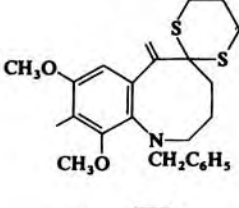
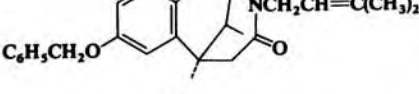
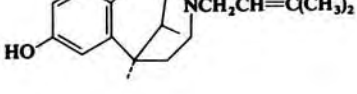
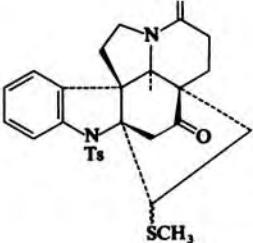
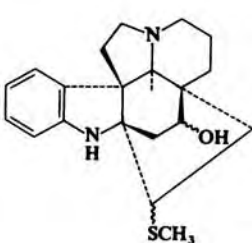
No. of Carbon Atoms	Reactant	Conditions	Product(s) and Yield(s) (%)	Refs.
C ₂₃ (Contd.)		SMEA, C ₆ H ₆ , reflux, 2 h	 (76)	359
C ₂₄		SMEA, dioxane, reflux, 2 h	 (87)	985b
		SMEA, C ₆ H ₆ , room temp, 15 h	 (65)	986, 987
		SMEA, C ₆ H ₆ , 5°	 (—) 702	(—) 702
		SMEA, xylene, reflux, 42 h	 (62)	988
C ₂₅		SMEA, C ₆ H ₆ , room temp, 6 h	 (67)	986, 987
C ₂₆		SMEA, xylene, reflux, 60 h	 (55)	988
C ₂₇		SMEA, dioxane, reflux, 2.5 h	 (—)	989

TABLE XVII. REDUCTION OF LACTAMS (Continued)

No. of Carbon Atoms	Reactant	Conditions	Product(s) and Yield(s) (%)	Refs.
C ₂₈		LTBA (IA), THF, 5 h	 (47) 990	
C ₂₉		SMEAH, Py-toluene, room temp, 1 h	 (41) 971	
		SMEAH, C ₆ H ₆ -toluene, room temp, 1.5 h	 (~100) 991, 992	
C ₃₅		SMEAH	No reaction	993
C ₄₆		1. LTBA, THF, room temp 2. HCO ₂ H, 60°	 (-) 994	

* The product was isolated as the maleate.

* The structure of the product given in the original paper⁹⁷⁴ (a 7,8,13,13a-tetrahydro derivative) is a misprint.⁹⁹⁵

TABLE XVIII. REDUCTION OF CYCLIC IMIDES

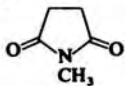

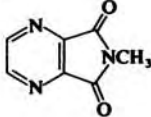
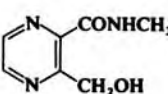
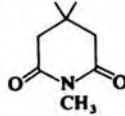
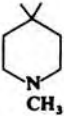
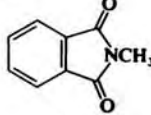
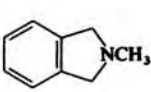
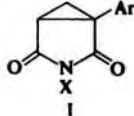
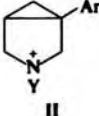
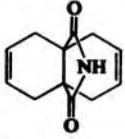
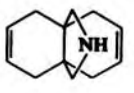
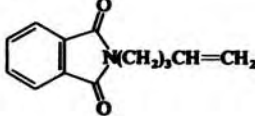
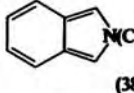
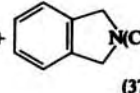
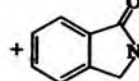
Reactant	Conditions	Product(s) and Yield(s) (%)	Refs.
C₅ 	SMEA, toluene, 100°, 20 min	 (92)	94, 167
C₇ 	SMEA, THF-C ₆ H ₆ , 0°, room temp, 2 h	 (25)	996
C₈ 	SMEA, C ₆ H ₆ , reflux, 6 h	 (85)	378
C₉ 	SMEA, toluene, reflux	 (76)	68
	1. SMEA, C ₆ H ₆ , room temp, 30 min; reflux, 2 h 2. HCl	 Cl ⁻ II	
C₁₁ I, X = H, Ar = C ₆ H ₄ Cl-2 I, X = H, Ar = C ₆ H ₄ Cl-3 I, X = H, Ar = C ₆ H ₄ Cl-4 (+)-I, X = H, Ar = C ₆ H ₄ Cl-4 (-)-I, X = H, Ar = C ₆ H ₄ Cl-4 I, X = H, Ar = C ₆ H ₄ F-3 I, X = H, Ar = C ₆ H ₄ F-4 I, X = H, Ar = C ₆ H ₅ (+)-I, X = H, Ar = C ₆ H ₅ (-)-I, X = H, Ar = C ₆ H ₅		II , Y = H ₂ (50) II , Y = H ₂ (70) II , Y = H ₂ (65) (+)- II , Y = H ₂ (46) (-)- II , Y = H ₂ (37) II , Y = H ₂ , (33) II , Y = H ₂ (81) II , Y = H ₂ (34) (+)- II , Y = H ₂ (60) (-)- II , Y = H ₂ (67)	997 997 997, 998 997 997 997 997 997, 999 997 997
C₁₂ I, X = H, Ar = C ₆ H ₄ CF ₃ -3 I, X = H, Ar = C ₆ H ₄ CF ₃ -4 I, X = CH ₃ , Ar = C ₆ H ₄ Cl-4 I, X = H, Ar = C ₆ H ₄ CH ₃ -2 I, X = H, Ar = C ₆ H ₄ CH ₃ -3 I, X = H, Ar = C ₆ H ₄ CH ₃ -4 (+)-I, X = H, Ar = C ₆ H ₄ CH ₃ -4 (-)-I, X = H, Ar = C ₆ H ₄ CH ₃ -4 I, X = H, Ar = C ₆ H ₄ OCH ₃ -3 I, X = H, Ar = C ₆ H ₄ OCH ₃ -4		II , Y = H ₂ (47) II , Y = H ₂ (56) II , Y = CH ₃ (55) II , Y = H ₂ (42) II , Y = H ₂ (46) II , Y = H ₂ (58) (+)- II , Y = H ₂ (73) (-)- II , Y = H ₂ (37) II , Y = H ₂ (24) II , Y = H ₂ (65)	997 997 997 997 997 997 997 997 997 997
	SMEA, C ₆ H ₆ , reflux, 48 h	 (80)	1000
C₁₃ 	SMEA (IA), C ₆ H ₆ , room temp, 1 h	 (38) +  (37) +  (15)	1001

TABLE XVIII. REDUCTION OF CYCLIC IMIDES (Continued)

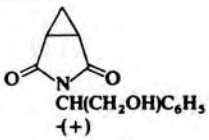
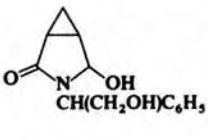
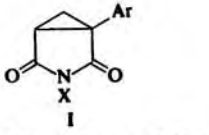
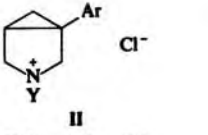
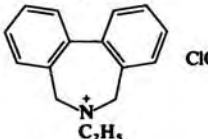
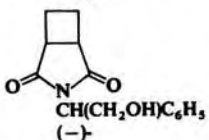
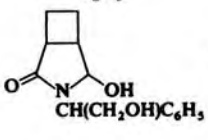
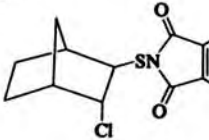
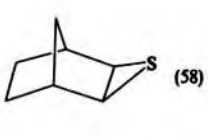
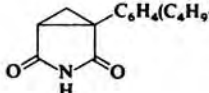
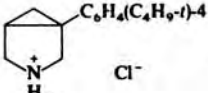
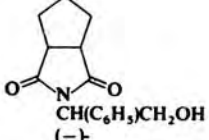
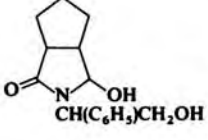
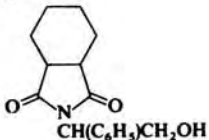
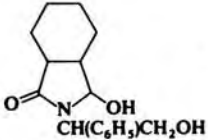
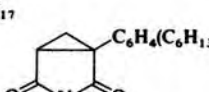
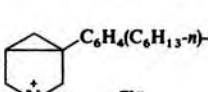
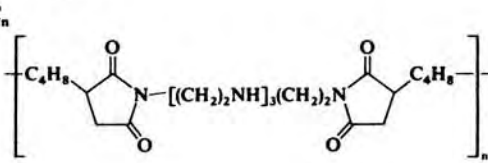

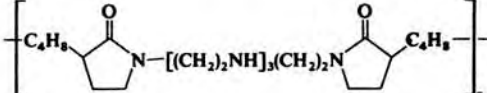
Reactant	Conditions	Product(s) and Yield(s) (%)	Refs.
 $\text{CH}(\text{CH}_2\text{OH})\text{C}_6\text{H}_5$ (+)	SMEA, THF, -78° , 8 h	 (85)	380, 381
 I I , X = CH ₃ , Ar = C ₆ H ₄ OCH ₃ -3 I , X = H, Ar = C ₆ H ₄ C ₂ H ₅ -4	1. SMEAH, C ₆ H ₆ , room temp, 30 min; reflux, 2 h 2. HCl	 II II , Y = CH ₃ (47) II , Y = H ₂ (56)	997 997
C₁₄ I , X = H, Ar = C ₆ H ₄ (C ₃ H ₇ - <i>i</i>)-4	1. LAH-CH ₃ CO ₂ C ₂ H ₅ (excess) 2. Aqueous HClO ₄	 ClO ₄ ⁻ (73)	997 1002
 $\text{CH}(\text{CH}_2\text{OH})\text{C}_6\text{H}_5$ (-)	SMEA, THF, -78° , 6 h	 (89)	380, 381
C₁₃ 	LiAlH ₄ (OC ₂ H ₅), THF, -78° , 1.5 h	 (58)	495
 $\text{C}_6\text{H}_4(\text{C}_4\text{H}_9\text{-}t)\text{-4}$	1. SMEAH, C ₆ H ₆ , room temp, 30 min; reflux, 2 h 2. HCl	 Cl ⁻ (45)	997
 $\text{CH}(\text{C}_6\text{H}_5)\text{CH}_2\text{OH}$ (-)	SMEA, THF, -78° , 4 h	 (94)	380, 381
C₁₆  $\text{CH}(\text{C}_6\text{H}_5)\text{CH}_2\text{OH}$ (+)	SMEA, THF, -78° , 2 h	 (95)	380, 381
C₁₇  $\text{C}_6\text{H}_4(\text{C}_6\text{H}_{13}\text{-}n)\text{-4}$	1. SMEAH, C ₆ H ₆ , room temp, 30 min; reflux, 2 h 2. HCl	 Cl ⁻ (56)	997
C_n 	SMEAH (~7.5 eq), THF, 20-70°, 4 h SMEAH (IA) (~3 eq), THF, 20-70°, 4 h	 (-) 1003  (-) 1003	1003 1003

TABLE XIX. REDUCTION OF IMINES AND IMINIUM SALTS

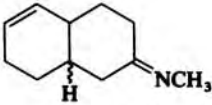
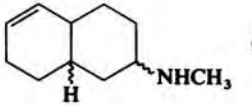
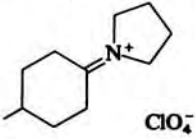
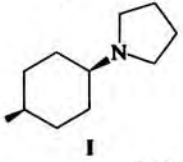
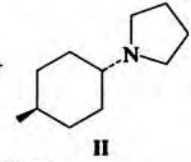
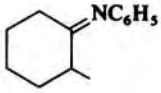
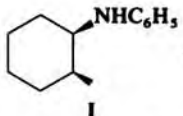
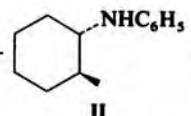
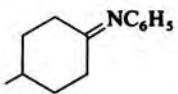
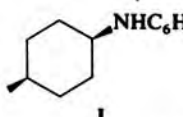
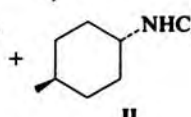
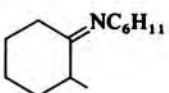
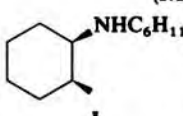
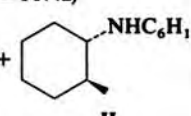
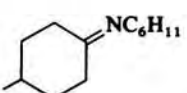
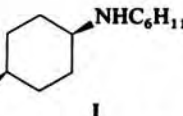
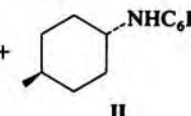
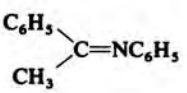
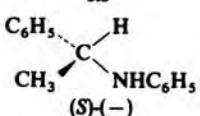
No. of Carbon Atoms	Reactant	Conditions	Product(s) and Yield(s) (%)	Refs.
C ₈	<chem>C6H5C(CH3)=NH</chem>	LAH + (-)-MTH (1:1), ether, reflux, 4 h	<chem>C6H5CHCH3NH2</chem> (43) (2% e.e.) (R)-(+)	388
		LAH + (-)-QN, ether, reflux, 4 h	" (45) (3% e.e.) (R)-(+)	388
		LAH + (+)-BN (1:1), ether, reflux, 4 h	" (35) (2% e.e.) (S)-(-)	388
C ₉	<chem>C6H5C(C2H5)=NH</chem>	LAH + (-)-MTH (1:1), ether, reflux, 4 h	<chem>C6H5CH(C2H5)NH2</chem> (33) (10% e.e.) (R)-(+)	388
		LAH + (+)-BN (1:1), ether, reflux, 4 h	" (44) (9% e.e.) (S)-(-)	388
C ₁₀	<chem>C6H5C(C3H7-n)=NH</chem>	LAH + (-)-MTH (1:1), ether, reflux, 4 h	<chem>C6H5CH(C3H7-n)NH2</chem> (38) (R)-(+)	388
		LAH + (+)-BN (1:1), ether, reflux, 4 h	" (37)	388
C ₁₁		LTBA, -78° to room temp	 (-)	1004
		SMEAH, THF, reflux, 20 h	 I +  II (I:II = 70:30)	134
C ₁₃		SMEAH, THF, reflux, 20 h	 I +  II (I:II = 76:24) (92)	134
		" , " , " , "	 I +  II (I:II = 58:42) (90)	134
		" , " , " , "	 I +  II (I:II = 72:28) (85)	134
		" , " , " , "	 I +  II (I:II = 56:44) (82)	134
C ₁₄	<chem>C6H5CN=CHC6H5</chem> NOH	SMEAH, C ₆ H ₆ , room temp, 1 h	<chem>C6H5CNHCH2C6H5</chem> (90)	1005
		LAH + BCGF (1:1), ether, reflux, 2.5 h	 (-) (24% e.e.)	127, 128
	<chem>2-CH3C6H4CC(=NH)C6H5</chem>	LAH + (+)-BN (1:1), ether, reflux, 4 h	<chem>2-CH3C6H4CH(NH2)CHC6H5</chem> (55) (-)	388

TABLE XIX. REDUCTION OF IMINES AND IMINIUM SALTS (Continued)

No. of Carbon Atoms	Reactant	Conditions	Products(s) and Yield(s) (%)	Refs.
C ₁₄ (Contd.)		LAH + (-)-MTH (1:1), ether, reflux, 2 h	" (59) (+)-	388
		SMEAH, THF, reflux, 20 h	 (I:II = 78:22)	134
		", ", ", "	 (I:II = 70:30)	134
C ₁₅		LAH + BCGF (1:1), ether, reflux, 2.5 h	 (-) (S)(-)	127, 128
C ₁₆		SMEAH, C ₆ H ₆ , 0°, 15 min	 (63)	1006
		LTBA, THF, 25°, 72 h	No reaction	386
		LAH + BCGF (1:1), ether, reflux, 2.5 h	 (-) (S)(-)	127, 128
		", ", ", "	 (-) (S)(-)	127, 128
		LAH + (-)-MTH (1:1), ether, reflux, 4 h	2,4,6-(CH ₃) ₃ C ₆ H ₂ CHC ₆ H ₅ (81)	388
		LAH + (+)-BN (1:1), ether, reflux, 4 h	" (76)	388
		SMEAH, C ₆ H ₆ , reflux, 8 h	 (I:II = 53:47)	387
		SMEAH, THF, reflux, 20 h	 (I:II = 60:40)	134
		", ", ", "	 (I:II = 99:1)	134

504

505

TABLE XX. REDUCTION OF OXIMES

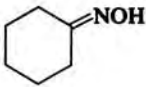
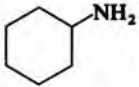
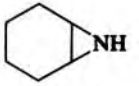
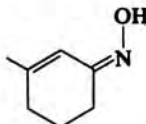
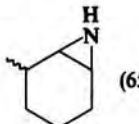
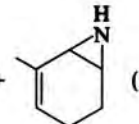
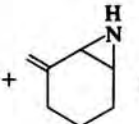
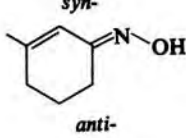
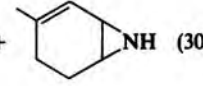
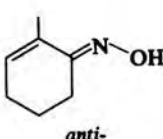
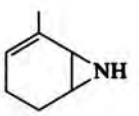
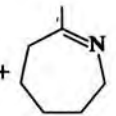
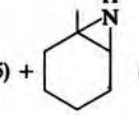
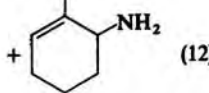
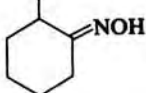
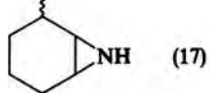
No. of Carbon Atoms	Reactant	Conditions	Product(s) and Yield(s) (%)	Refs.
C ₄	<chem>C2H5C(CH3)=NOH</chem>	LAH + BCGF (1:1), ether, reflux, 2.5 h	<chem>C2H5CH(CH3)NH2</chem> (<i>S</i>)-(+) (~70) (15% e.e.)	132
		LAH + BCGF + C ₂ H ₅ OH (1:1:1), ether, reflux, 2.5 h	" (<i>R</i>)-(-) (~55) (14% e.e.)	132
		LAH + (-)-MTH (1:1), ether, reflux, 30h	" (<i>S</i>)-(+) (7) (2% e.e.)	1011
C ₅	<chem>n-C3H7C(CH3)=NOH</chem>	LAH + BCGF (1:1), ether, reflux, 2.5 h	<chem>n-C3H7CH(CH3)NH2</chem> (<i>S</i>)-(+) (~70)	132
	<chem>i-C3H7C(CH3)=NOH</chem>	LAH + BCGF (1:1), ether, reflux, 2.5 h	<chem>i-C3H7CH(CH3)NH2</chem> (<i>S</i>)-(+) (~70)	132
		LAH + (-)-MTH (1:1), ether, reflux, 33 h	" (<i>S</i>)-(+) (8) (5% e.e.)	1011
	<chem>C2H5C(CH3)=NOCH3</chem>	LAH + BCGF (1:1), ether, reflux, 2.5 h	<chem>C2H5CH(CH3)NH2</chem> (<i>S</i>)-(+) (-) (18% e.e.)	132
C ₆		SMEA, C ₆ H ₆ , reflux, 1 h	 (89)	94, 167
		SMEA, THF, 20°, 6 h	 (25)	393
	<chem>n-C4H9C(CH3)=NOH</chem>	LAH + BCGF (1:1), ether, reflux, 2.5 h	<chem>n-C4H9CH(CH3)NH2</chem> (<i>S</i>) (~70) (22% e.e.)	132
	<chem>i-C4H9C(CH3)=NOH</chem>	" " " "	<chem>i-C4H9CH(CH3)NH2</chem> (<i>S</i>) (~70) (20% e.e.)	132
	<chem>t-C4H9C(CH3)=NOH</chem>	LAH + BCGF (1:1), ether, reflux, 2.5 h	<chem>t-C4H9CH(CH3)NH2</chem> (<i>S</i>)-(+) (~70)	132
		LAH + (-)-MTH (1:1), ether, reflux, 60' h	" (7)	1011
C ₇	<chem>C6H5CH=NOH</chem>	Ca[AlH ₂ (OC ₄ H ₉ - <i>i</i>) ₂] ₂ ·THF, toluene, 90°, 3 h	<chem>C6H5CH2NH2</chem> (43)	165
		SMEA	 (65) +  (17) +  (16)	154, 153
		"	" (23) +  (30)	154
		SMEA, THF, reflux	 (26) +  (15) +  (12)	153, 154
			 (12)	
		SMEA, THF, 20°, 6 h	 (17)	393
			(<i>cis:trans</i> = 46:54)	
	<chem>n-C4H9C(CH3)=NOCH3</chem>	LAH + BCGF (1:1), ether, reflux, 2.5 h	<chem>n-C4H9CH(CH3)NH2</chem> (<i>S</i>)-(+) (-) (23% e.e.)	132
	<chem>i-C4H9C(CH3)=NOCH3</chem>	" " " "	<chem>i-C4H9CH(CH3)NH2</chem> (<i>S</i>)-(+) (-) (18% e.e.)	132

TABLE XX. REDUCTION OF OXIMES (Continued)



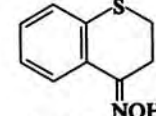
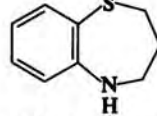





No. of Carbon Atoms	Reactant	Conditions	Product(s) and Yield(s) (%)	Refs.
C ₈	4-ClC ₆ H ₄ C(CH ₃)=NOH	SMEA, THF, reflux, 2 h	4-ClC ₆ H ₄ CH(CH ₃)NH ₂ + 4-ClC ₆ H ₄  (—)	150
			I II	
			(I:II = 55:45)	
	C ₆ H ₅ C(CH ₃)=NOH <i>syn,anti-</i>	LAH + BCGF (1:1), ether, reflux, 2.5 h	C ₆ H ₅ CH(CH ₃)NH ₂ (S)(—) (~70) (11% e.e.)	132
		LAH + BCGF + C ₂ H ₅ OH (1:1:1), ether, reflux, 2.5 h	" (R)(+) (~55) (18% e.e.)	132
C ₉		LAH + (—)-MTH (1:1), ether, reflux, 9 h	" (S)(—) (13) (13% e.e.)	1011
	<i>anti-</i>	SMEA, THF, reflux, 2 h	C ₆ H ₅  + C ₆ H ₅ CH(CH ₃)NH ₂ + C ₆ H ₅ NHC ₂ H ₅ (—)	150
			I II III	
			(I:II:III = 52:43:5)	
	n-C ₆ H ₁₃ C(CH ₃)=NOH	LAH + BCGF (1:1), ether, reflux, 2.5 h	n-C ₆ H ₁₃ CH(CH ₃)NH ₂ (S)(+) (~70) (24% e.e.)	132
C ₉		SMEA, toluene-ether, reflux, 5 h	 (~65)	392
	C ₆ H ₅ C(CH ₃)=NOCH ₃ <i>syn,anti-</i>	LAH + BCGF (1:1), ether, reflux, 2.5 h	C ₆ H ₅ CH(CH ₃)NH ₂ (S)(—) (—) (13% e.e.)	132
			I	
	<i>anti-</i>	SMEA, THF, reflux, 2 h	I + C ₆ H ₅  (—)	150
			II	
C ₉			(I:II = 66:32)	
	C ₆ H ₅ CH(CH ₃)CH=NOH	SMEA, C ₆ H ₆ , reflux, 1 h	C ₆ H ₅ CH(CH ₃)CH ₂ NH ₂ (60)	94
	C ₆ H ₅ CH ₂ C(CH ₃)=NOH	LAH + BCGF (1:1), ether, reflux, 2.5 h	C ₆ H ₅ CH ₂ CH(CH ₃)NH ₂ (S)(+) (~70) (21% e.e.)	132
		LAH + BCGF + C ₂ H ₅ OH (1:1:1), ether, reflux, 2.5 h	I (R)(—) (~55) (14% e.e.)	132
		SMEA, THF, reflux, 2 h	I + C ₆ H ₅  + C ₆ H ₅  + C ₆ H ₅ CH ₂  (—)	150
C ₉			II III IV	
			(I:II:III:IV = 18:55:24:3)	
	C ₆ H ₅ C(C ₂ H ₅)=NOH <i>syn,anti-</i>	LAH + BCGF (1:1), ether, reflux, 2.5 h	C ₆ H ₅ CH(C ₂ H ₅)NH ₂ (S)(—) (~70) (14% e.e.)	132
			I	
	<i>anti-</i>	SMEA, THF, reflux, 2 h	I + C ₆ H ₅  + C ₆ H ₅ NHC ₃ H _{7-n} (—)	150
C ₉			II III	
			(I:II:III = 70:20:10)	

TABLE XX. REDUCTION OF OXIMES (Continued)

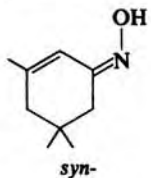
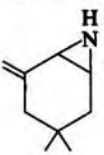
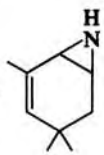
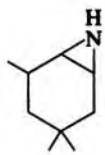
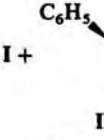


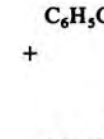
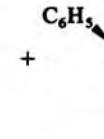
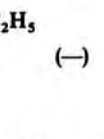
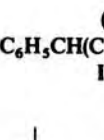
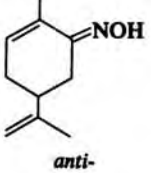
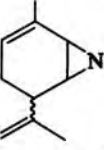
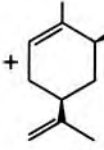
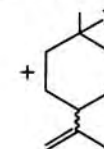
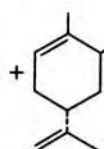
No. of Carbon Atoms	Reactant	Conditions	Product(s) and Yield(s) (%)	Refs.
C ₉ (Contd.)	 syn-	SMEAH	 (52) +  (23) +  (14)	154
	C ₂ H ₅ C(CH ₃)=NOTHP	LAH + BCGF (1:1), ether, reflux, 2.5 h	C ₂ H ₅ CH(CH ₃)NH ₂ (S)-(+)(-) (21% e.e.)	132
	C ₆ H ₁₁ C(CH ₃)=NOCH ₃	" , " , " , "	C ₆ H ₁₁ CH(CH ₃)NH ₂ (S)-(+)(-) (44% e.e.)	132
	n-C ₆ H ₁₃ C(CH ₃)=NOCH ₃	LAH + BCGF (1:1), ether, reflux, 2.5 h	n-C ₆ H ₁₃ CH(CH ₃)NH ₂ (S)-(+)(-) (23% e.e.)	132
C ₁₀	C ₆ H ₅ CH ₂ C(CH ₃)=NOCH ₃ syn,anti-	" , " , " , "	C ₆ H ₅ CH ₂ CH(CH ₃)NH ₂ (S)-(+)(-) (18% e.e.)	132
		SMEAH, THF, reflux, 2 h	 I +  II +  III +  IV (—)	150
	anti-	SMEAH, THF, reflux, 2 h	(I:II:III:IV = 21:56:20:2) (I + II + IV —) (I:II:IV = 43:53:3)	150
	C ₆ H ₅ C(C ₂ H ₅)=NOCH ₃	LAH + BCGF (1:1), ether, reflux, 2.5 h	C ₆ H ₅ CH(C ₂ H ₅)NH ₂ (S)-(-)(-) (18% e.e.)	132
	C ₆ H ₅ C(C ₃ H _{7-n})=NOH	SMEAH, THF, reflux, 2 h	C ₆ H ₅ CH(C ₃ H _{7-n})NH ₂ + C ₆ H ₅ NHC ₄ H _{9-n}	
			 I +  II +  III (—)	150
	C ₆ H ₅ C(C ₃ H _{7-i})=NOH	" , " , " , "	(I:II:III = 60:25:15) C ₆ H ₅ CH(C ₃ H _{7-i})NH ₂ + C ₆ H ₅ NHC ₄ H _{9-i} (—)	150
			(I:II = 62:38)	
	 anti-	" , " , " , "	 (29) +  (25) +  (7) +  (6)	153, 154

TABLE XX. REDUCTION OF OXIMES (Continued)

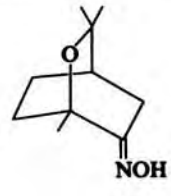
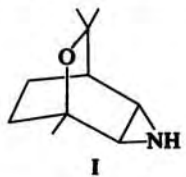
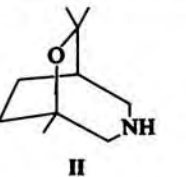
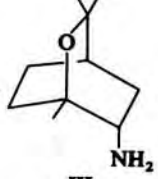
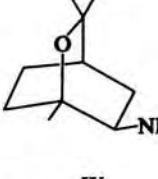
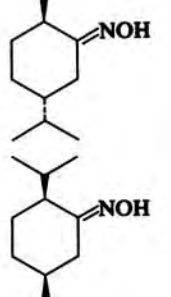
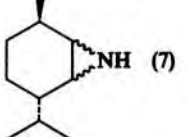
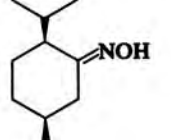
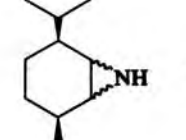
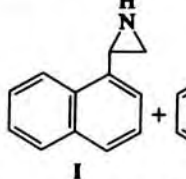
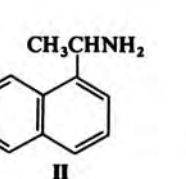
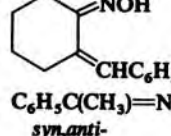
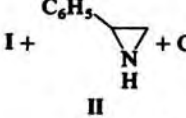
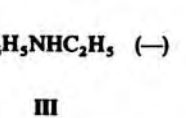
No. of Carbon Atoms	Reactant	Conditions	Product(s) and Yield(s) (%)	Refs.
C ₁₀ (Contd.)		SMEA, C ₆ H ₆ , reflux, 48 h	 (50) +   +  (—) [I:II:(III + IV) = 78:20:2]	1012
	<i>n</i> -C ₃ H ₇ C(CH ₃)=NOTHP	LAH + BCGF (1:1), ether, reflux, 2.5 h	<i>n</i> -C ₃ H ₇ CH(CH ₃)NH ₂ (S)(+) (—)	132
	<i>i</i> -C ₃ H ₇ C(CH ₃)=NOTHP	" , " , " , "	<i>i</i> -C ₃ H ₇ CH(CH ₃)NH ₂ (S)(+) (—)	132
		SMEA, THF, 20°, 6 h	 (7)	393
		" , " , " , "	 (56)	393
C ₁₁	<i>n</i> -C ₄ H ₉ C(CH ₃)=NOTHP	LAH + BCGF (1:1), ether, reflux, 2.5 h	<i>n</i> -C ₄ H ₉ CH(CH ₃)NH ₂ (S)(+) (—) (24% e.e.)	132
	<i>i</i> -C ₄ H ₉ C(CH ₃)=NOTHP	" , " , " , "	<i>i</i> -C ₄ H ₉ CH(CH ₃)NH ₂ (S)(+) (—) (19% e.e.)	132
	<i>t</i> -C ₄ H ₉ C(CH ₃)=NOTHP	" , " , " , "	<i>t</i> -C ₄ H ₉ CH(CH ₃)NH ₂ (S)(+) (—)	132
C ₁₂	1-C ₁₀ H ₇ C(CH ₃)=NOH	SMEA, THF, reflux, 2 h	 +  (—) (I:II = 75:25)	150
		LAH + BCGF (1:1), ether, reflux, 2.5 h	II (S)(—) (~60) (10% e.e.)	132
C ₁₃	1-C ₁₀ H ₇ C(CH ₃)=NOCH ₃	SMEA, THF, reflux, 2 h	I + II (—) (I:II = 63:36)	150
		LAH + BCGF (1:1), ether, reflux, 2.5 h	II (S)(—) (—) (14% e.e.)	132
		LTBA, THF, reflux, 8 h	No reaction	1013
	<i>C</i> ₆ H ₅ C(CH ₃)=NOTHP <i>syn,anti-</i>	LAH + BCGF (1:1), reflux, 2.5 h	<i>C</i> ₆ H ₅ CH(CH ₃)NH ₂ (S)(—) (—) (4% e.e.) I	132
		LAH + BCGF + C ₂ H ₅ OH (1:1:1), ether, reflux, 2.5 h	I (R)(+) (~55) (13% e.e.)	132
	<i>anti-</i>	SMEA, THF, reflux, 2 h	 +  (—) (I:II:III = 56:38:6)	150

TABLE XX. REDUCTION OF OXIMES (Continued)

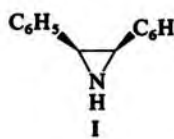
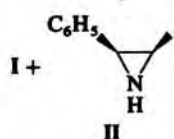
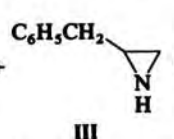

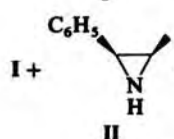
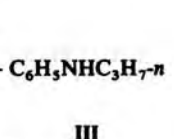
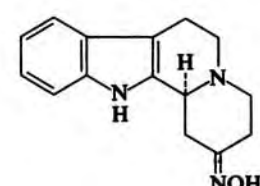
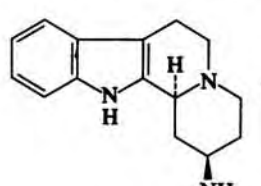
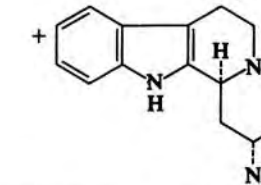
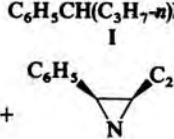
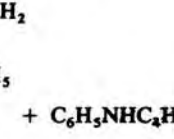
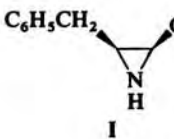
No. of Carbon Atoms	Reactant	Conditions	Product(s) and Yield(s) (%)	Refs.
C ₁₃ (Contd.)	C ₆ H ₁₁ C(CH ₃)=NOTHP	LAH + BCGF (1:1), ether, reflux, 2.5 h	C ₆ H ₁₁ CH(CH ₃)NH ₂ (S)-(+)(-) (50% e.e.)	132
	n-C ₆ H ₁₃ C(CH ₃)=NOTHP	LAH + BCGF (1:1), reflux, 2.5 h	n-C ₆ H ₁₃ CH(CH ₃)NH ₂ (S)-(+)(-) (27% e.e.)	132
C ₁₄	C ₆ H ₅ CH ₂ C(C ₆ H ₅)=NOH	SMEAH, THF, reflux, 2 h	 I + C ₆ H ₅ CH ₂ CH(C ₆ H ₅)NH ₂ (-) II (I:II = 55:45)	150
	C ₆ H ₅ CH ₂ C(CH ₃)=NOTHP <i>syn,anti-</i>	LAH + BCGF (1:1), ether, reflux, 2.5 h	II (S)-(-) (~60) (25% e.e.)	132
		" , " , " , "	C ₆ H ₅ CH ₂ CH(CH ₃)NH ₂ (S)-(+)(-) (22% e.e.)	132
	<i>anti-</i>	SMEAH, THF, reflux, 2 h	 I +  II +  III (-) (I:II:III = 35:60:5)	150
	C ₆ H ₅ C(C ₂ H ₅)=NOTHP	LAH + BCGF (1:1), ether, reflux, 2.5 h	C ₆ H ₅ CH(C ₂ H ₅)NH ₂ (S)-(-)(-) (17% e.e.)	132
		SMEAH, THF, reflux, 2 h	 I +  II + C ₆ H ₅ NHC ₃ H _{7-n} (-) III (I:II:III = 67:23:10)	150
	3,4,5-(CH ₃ O) ₃ C ₆ H ₂ CH ₂ CCO ₂ C ₂ H ₅ =NOH	1. SMEAH, C ₆ H ₆ , -50°, 40 min 2. HCl, CH ₂ Cl ₂	3,4,5-(CH ₃ O) ₃ C ₆ H ₂ CH ₂ CHCH ₂ OH Cl ⁻ (44) +NH ₃	667
C ₁₅	C ₆ H ₅ CH ₂ C(C ₆ H ₅)=NOTHP	LAH + BCGF (1:1), ether, reflux, 2.5 h	C ₆ H ₅ CH ₂ CH(C ₆ H ₅)NH ₂ (S)-(-)(-) (27% e.e.)	132
		SMEAH, THF-C ₆ H ₆ , reflux, overnight	 (39) +  (16)	1014
	C ₆ H ₅ C(C ₃ H _{7-n})=NOTHP	SMEAH, THF, reflux, 2 h	 I +  II + C ₆ H ₅ NHC ₄ H _{9-n} (-) III (I:II:III = 73:18:9)	150
C ₁₆	(C ₆ H ₅ CH ₂) ₂ C=NOCH ₃	" , " , " , "	 I + (C ₆ H ₅ CH ₂) ₂ CHNH ₂ (-) II (I:II = 55:45)	150

TABLE XX. REDUCTION OF OXIMES (Continued)



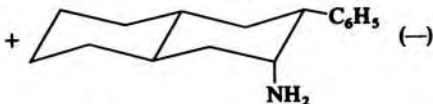
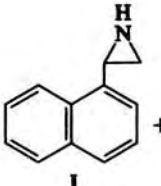
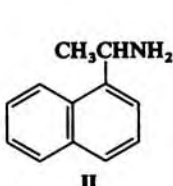
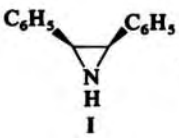
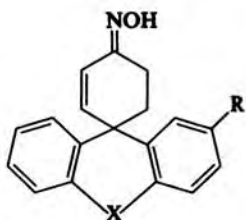
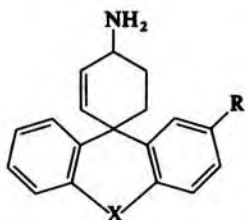
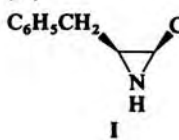


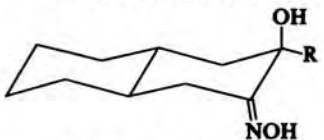
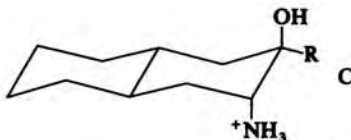
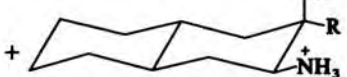
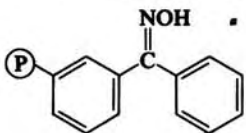
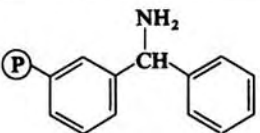
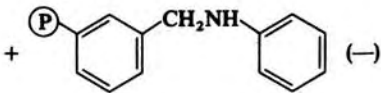
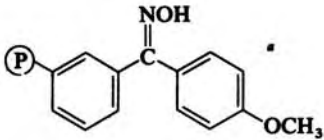
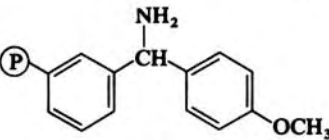
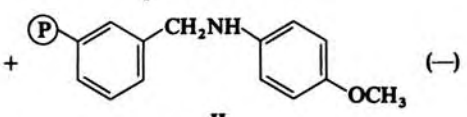
No. of Carbon Atoms	Reactant	Conditions	Product(s) and Yield(s) (%)	Refs.
C ₁₆ (Contd.)		SMEAHA	 +  (—)	1015
C ₁₇	1-C ₁₀ H ₇ C(CH ₃)=NOTHP	SMEAHA, THF, reflux, 2 h	 +  (—) (I:II = 71:28)	150
		LAH + BCGF (1:1), ether, reflux, 2.5 h	II (S)(—) (—) (11% e.e.)	132
C ₁₉	C ₆ H ₅ CH ₂ C(C ₆ H ₅)=NOTHP	SMEAHA, THF, reflux, 2 h	 + C ₆ H ₅ CH ₂ CH(C ₆ H ₅)NH ₂ (—) (I:II = 48:52)	150
		LAH + BCGF (1:1), ether, reflux, 2.5 h	II (S)(—) (—) (26% e.e.)	132
C ₂₀				
	X R			
	CH=CH H	SMEAHA, C ₆ H ₆ , reflux, 4 h	(88)	1016
	(CH ₂) ₂ Cl	SMEAHA	(—)	1016, 1017
	" H	SMEAHA, C ₆ H ₆ , reflux, 4 h	(88)	1016, 1018
	(C ₆ H ₅ CH ₂) ₂ C=NOTHP	SMEAHA, THF, reflux, 2 h	 + (C ₆ H ₅ CH ₂) ₂ CHNH ₂ (—) (I:II = 88:12)	110
C ₃₀		1. SMEAHA, C ₆ H ₆ , reflux, 1 h 2. HCl	 Cl [−] (21)	1019
	R = C ₆ H ₃ (OCH ₂ C ₆ H ₅) ₂ -3,4			
		" , " , " , " , "	 Cl [−] (9)	1019
	R = C ₆ H ₃ (OCH ₂ C ₆ H ₅) ₂ -3,4			
			+  Cl [−] (7)	

TABLE XX. REDUCTION OF OXIMES (Continued)

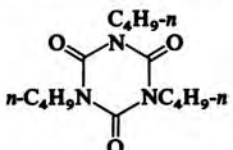
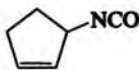
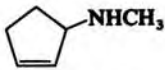
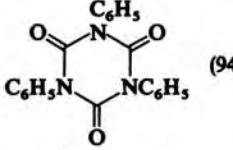
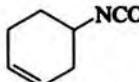
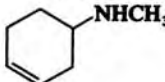
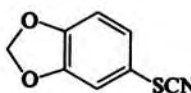
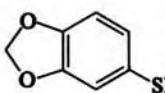
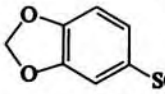
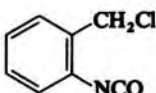
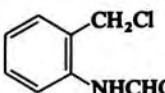
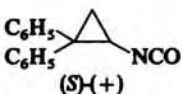
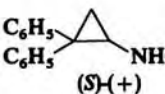

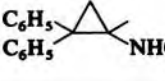
No. of Carbon Atoms	Reactant	Conditions	Product(s) and Yield(s) (%)	Refs.
C _n		SMEA ^a H, C ₆ H ₆ , 60°, 12 h	 +  (—)	149, 1020
		" , " , " , "	 I +  (—) II (I:II = 58:42)	149

^a P = Copolymer of styrene-divinylbenzene (1-2%).

TABLE XXI. REDUCTION OF *N*-ALKYLIDENEPHOSPHINIC AMIDES

No. of Carbon Atoms	Reactant	Conditions	Product(s) and Yield(s) (%)	Ref.
C ₂₀	C ₆ H ₅ C(CH ₃)=NP(O)(C ₆ H ₅) ₂	LAH + (–)-QN (1:1), THF–ether, room temp, 24 h	C ₆ H ₅ $\overset{*}{\text{C}}\text{H}(\text{CH}_3)\text{NHP}(\text{O})(\text{C}_6\text{H}_5)_2$ (75) (29% e.e.) (<i>R</i>)(+)	395
C ₂₄	1-C ₁₀ H ₇ C(CH ₃)=NP(O)(C ₆ H ₅) ₂	", ", ", "	1-C ₁₀ H ₇ $\overset{*}{\text{C}}\text{H}(\text{CH}_3)\text{NHP}(\text{O})(\text{C}_6\text{H}_5)_2$ (54) (10% e.e.) (<i>R</i>)(–)	395
	2-C ₁₀ H ₇ C(CH ₃)=NP(O)(C ₆ H ₅) ₂	", ", ", "	2-C ₁₀ H ₇ $\overset{*}{\text{C}}\text{H}(\text{CH}_3)\text{NHP}(\text{O})(\text{C}_6\text{H}_5)_2$ (41) (21% e.e.) (<i>R</i>)(+)	395

TABLE XXII. REDUCTION OF ISOCYANATES AND THIOCYANATES

No. of Carbon Atoms	Reactant	Conditions	Product(s) and Yield(s) (%)	Refs.
C ₃	<i>n</i> -C ₄ H ₉ NCO	SMEAH	 (96)	401
C ₆		SMEAH (IA), C ₆ H ₆ , reflux, 12 h	 (65) ^a	397
C ₇	C ₆ H ₅ NCO	SMEAH	 (94)	401
		LTBA	" (89)	400
		SMEAH (IA), C ₆ H ₆ , reflux, 12 h	 (55) ^a	397
C ₈		SMEAH (IA), C ₆ H ₆ , 5–10°, 75 min	 (84)	1021
		SMEAH (IA), C ₆ H ₆ , 5–10°, 30 min; room temp, 1 h; reflux, 1.5 h	 (57)	1021
		LTBA, THF, –15°, 6 h	 (76)	1022
C ₉	4-FC ₆ H ₄ CH=CHNCO	LTBA, THF, 15 min	4-FC ₆ H ₄ CH=CHNHCHO (75)	403, 404
C ₁₅	C ₆ H ₅ CH=C(C ₆ H ₅)NCO <i>trans</i> -	LTBA, THF, –15°, 2 h	C ₆ H ₅ CH=C(C ₆ H ₅)NHCHO (94) <i>trans</i> -	398
C ₁₆	 (S)-(+)	LTBA, THF, –13°, 2 h	 (S)-(+)	(–) 1023
C ₁₇	 <i>dl</i> -	LTBA, THF, –15°, 2 h	 (85)	398

^a The yield is based on the starting carboxylic acid.

TABLE XXIII. REDUCTION OF URETHANES, UREAS, AND CYANAMIDES

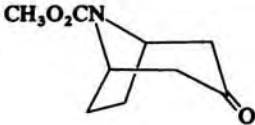
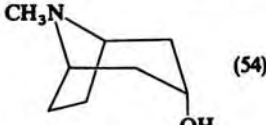
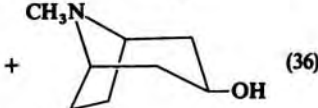
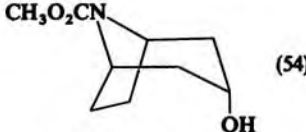
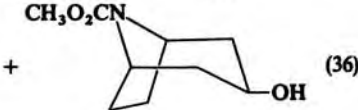
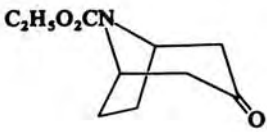
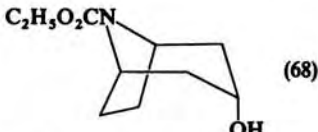
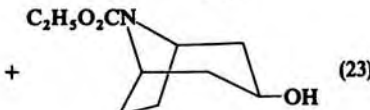
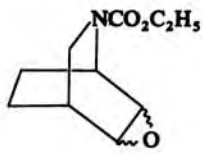
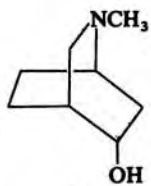
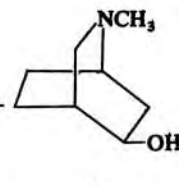
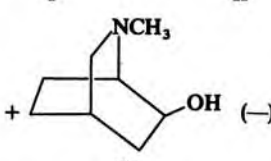
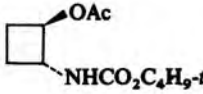
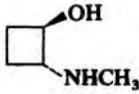
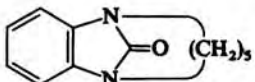
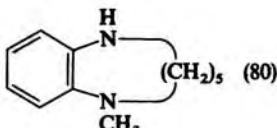
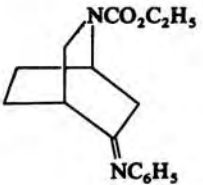
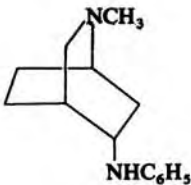
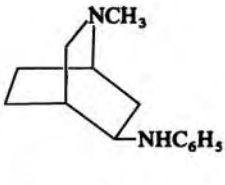
No. of Carbon Atoms	Reactant	Conditions	Product(s) and Yield(s) (%)	Refs
C ₉		SMEA, C ₆ H ₆ , 25°, 22 h	 (54)	406
			+  (36)	
		LTBA, THF, 25°, 18 h	 (54)	406
			+  (36)	
C ₁₀		LTBA, THF, room temp, 3 h	 (68)	409
			+  (23)	
		SMEA, C ₆ H ₆ , reflux, 4 h	 I  II  III (I:II:III = 45:45:10)	946
C ₁₁		SMEA, C ₆ H ₆ , reflux, 24 h	 (67)	646
C ₁₂		SMEA, C ₆ H ₆ , 4 h	 (80)	1024
C ₁₆		SMEA, C ₆ H ₆ , reflux, 8 h	 I	(78) 387
			 II (I:II = 53:47)	

TABLE XXIII. REDUCTION OF URETHANES, UREAS, AND CYANAMIDES (Continued)

No. of Carbon Atoms	Reactant	Conditions	Product(s) and Yield(s) (%)	Refs.
C ₁₆ (Contd.)		SMEA, C ₆ H ₆ , reflux, 3 h	(36)	1025
		SMEA, C ₆ H ₆ , reflux, 2 h	(26)	1025
C ₂₀		SMEA, C ₆ H ₆	(~100)	1026, 1027
		SMEA, C ₆ H ₆ , 15 h	(44)	410a
C ₂₀ C ₂₁ C ₂₂		SMEA, C ₆ H ₆		
	X Y R		(77)	1028a
	S O H		(—)	1028b
	S CH ₂ H		(92)	1029,1030
	CH ₂ CH ₂ Cl		(—)	1030
S CH ₂ CH ₃ O				
C ₂₄		SMEA	(—)	1031

TABLE XXIV. REDUCTION OF NITRO COMPOUNDS

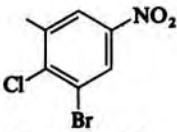
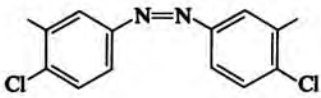
No. of Carbon Atoms	Reactant	Conditions	Product(s) and Yield(s) (%)	Refs.
C ₁	CH ₃ NO ₂	NaAlH(OC ₂ H ₅) ₃ , THF, 65°, 30 min SMEAHA, C ₆ H ₆ , 20–40°, 6 min	CH ₃ NH ₂ (65) " (45)	319 167, 411
C ₃	<i>i</i> -C ₃ H ₇ NO ₂	NaAlH(OC ₂ H ₅) ₃ , THF, 65°, 2 h	<i>i</i> -C ₃ H ₇ NH ₂ (72)	319
C ₆	2,5-Cl ₂ C ₆ H ₃ NO ₂	SMEAHA (IA), (1.5 eq) C ₆ H ₆ , 0°, then room temp, 20 min	2,5-Cl ₂ C ₆ H ₃ N=NC ₆ H ₃ Cl ₂ -2,5 (35)	413
	3,4-Cl ₂ C ₆ H ₃ NO ₂	SMEAHA (IA), (2 eq) C ₆ H ₆ , 0°, then room temp, 20 min	3,4-Cl ₂ C ₆ H ₃ N=NC ₆ H ₃ Cl ₂ -3,4 (15) + 3,4-Cl ₂ C ₆ H ₃ N=NC ₆ H ₃ Cl ₂ -3,4 (40)	413
	2-BrC ₆ H ₄ NO ₂	SMEAHA (IA) (2 eq), C ₆ H ₆ , 0°, then room temp, 20 min	C ₆ H ₅ N=NC ₆ H ₅ (62)	413
	4-BrC ₆ H ₄ NO ₂	SMEAHA (IA) (2.5 eq), C ₆ H ₆ , 0°, then room temp, 20 min	" (75)	413
	3-BrC ₆ H ₄ NO ₂	SMEAHA (IA) (2 eq), C ₆ H ₆ , 0°, then room temp, 20 min	C ₆ H ₅ N=NC ₆ H ₅ (84)	413
	2-ClC ₆ H ₄ NO ₂	SMEAHA (IA) (2 eq), C ₆ H ₆ , 0°, then reflux, 30 min	2-ClC ₆ H ₄ N=NC ₆ H ₄ Cl-2 (38)	413
	3-ClC ₆ H ₄ NO ₂	" , " , " , " , "	3-ClC ₆ H ₄ N=NC ₆ H ₄ Cl-3 (85)	413
	4-ClC ₆ H ₄ NO ₂	SMEAHA (IA) (1.5 eq), C ₆ H ₆ , 0°, then room temp, 20 min	4-ClC ₆ H ₄ N=NC ₆ H ₄ Cl-4 (78)	413
		SMEAHA (IA) (2 eq), C ₆ H ₆ , 0°, then reflux, 30 min	4-ClC ₆ H ₄ N=NC ₆ H ₄ Cl-4 (76)	413
	2-IC ₆ H ₄ NO ₂	SMEAHA (IA) (2.5 eq), C ₆ H ₆ , 0°, then room temp, 20 min	C ₆ H ₅ N=NC ₆ H ₅ (65)	413
	3-IC ₆ H ₄ NO ₂	" , " , " , " , "	" (65)	413
	4-IC ₆ H ₄ NO ₂	" , " , " , " , "	" (65)	413
	C ₆ H ₅ NO ₂	NaAlH(OC ₂ H ₅) ₃ , THF, 65°, 4 h	" (68)	319
		SMEAHA (IA) (2 eq), C ₆ H ₆ , 0°, then room temp, 20 min	" (92)	413, 411, 167
		NaAlH[OCH ₂ CH ₂ N(CH ₃) ₂] ₃ , C ₆ H ₆ , 23°, 30 min	" (46)	633
		NaAl ₂ H ₄ [OCH ₂ CH ₂ N(CH ₃) ₂] ₃ , C ₆ H ₆ , 25°, 2 h	" (5) + C ₆ H ₅ N=NC ₆ H ₅ (43)	634
		NaAlH[O(CH ₂) ₃ OCH ₃] ₃ , C ₆ H ₆ , 25°, 30 min	" (57) + C ₆ H ₅ NHNHC ₆ H ₅ (33)	632
C ₇		SMEAHA (IA) (2.5 eq), C ₆ H ₆ , 0°, then reflux, 30 min	 (65)	413
	4-CH ₃ C ₆ H ₄ NO ₂	SMEAHA (IA) (2 eq), C ₆ H ₆ , 0°, then room temp, 20 min	4-CH ₃ C ₆ H ₄ N=NC ₆ H ₄ CH ₃ -4 (95)	413, 238a
	4-CH ₃ OC ₆ H ₄ NO ₂	" , " , " , " , "	4-CH ₃ OC ₆ H ₄ N=NC ₆ H ₄ OCH ₃ -4 (83)	413
C ₈	4-[(CH ₃) ₂ N]C ₆ H ₄ NO ₂	" , " , " , " , "	4-[(CH ₃) ₂ N]C ₆ H ₄ N=NC ₆ H ₄ [N(CH ₃) ₂]-4 (80)	413
		SMEAHA (IA) (2 eq), C ₆ H ₆ , 0°, then reflux, 30 min	4-[(CH ₃) ₂ N]C ₆ H ₄ N=NC ₆ H ₄ [N(CH ₃) ₂]-4 (85)	413
C ₉	3-(C ₂ H ₅ O ₂ C)C ₆ H ₄ NO ₂	SMEAHA (IA) (4 eq), C ₆ H ₆ , 0°, then reflux, 30 min	3-(HOCH ₂)C ₆ H ₄ N=NC ₆ H ₄ (CH ₂ OH)-3 (68)	413
C ₁₀	1-C ₁₀ H ₇ NO ₂	SMEAHA (IA) (2 eq), C ₆ H ₆ , 0°, then room temp, 20 min	No reaction	413

TABLE XXIV. REDUCTION OF NITRO COMPOUNDS (Continued)

No. of Carbon Atoms	Reactant	Conditions	Product(s) and Yield(s) (%)	Refs.
C ₁₀ (Contd.)	2-C ₁₀ H ₇ NO ₂ 	SMEAHA (IA) (2 eq), C ₆ H ₆ , 0°, then room temp, 20 min SMEAHA, C ₆ H ₆ , reflux	2-C ₁₀ H ₇ N=NC ₁₀ H ₇ -2 (78) (85)	413 415
C ₁₁		"", "", "	(75)	415
C ₁₂		SMEAHA (IA) (2 eq), C ₆ H ₆ , 0°, then room temp, 20 min	(76)	413
		1. Pd/C, H ₂ 2. SMEAHA	(—)	1032
		1. SMEAHA, C ₆ H ₆ , reflux, 6 h 2. HCl, C ₆ H ₆	Cl ⁻ (39)	1033
C ₁₃		1. SMEAHA, C ₆ H ₆ , reflux, 6 h 2. HCl, CHCl ₃ -ether	Cl ⁻ (62)	1034
C ₁₅	 R = <i>i</i> -C ₃ H ₇	SMEAHA, C ₆ H ₆ , 25°, 48 h	(—)	414
C ₁₉		1. SMEAHA, C ₆ H ₆ , reflux, 1 h 2. HCl	Cl ⁻ (25)	1035

TABLE XXV. REDUCTION OF *N*-NITROSO AND AZIDO COMPOUNDS

No. of Carbon Atoms	Reactant	Conditions	Product(s) and Yield(s) (%)	Ref.
C ₄		SMEAH, C ₆ H ₆ , 10°, 1 h	(67)	416
C ₅		" " " "	(53)	416
C ₆		" " " "	(41)	416
C ₁₁		SMEAH, C ₆ H ₆ , 16 h	(65)	421a

TABLE XXVI. REDUCTION OF HYDRAZONIUM AND GUANIDINIUM SALTS

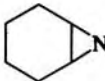
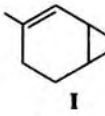
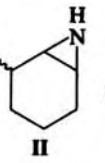
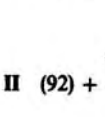
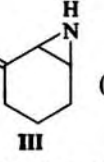
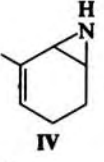
No. of Carbon Atoms	Reactant	Conditions	Product(s) and Yield(s) (%)	Ref.
C ₇	$\begin{array}{c} (\text{CH}_3)_2\text{N}=\text{C}^+=\text{N}(\text{CH}_3)_2 \\ \\ (\text{CH}_3)_2\text{N}=\text{C}^+=\text{N}(\text{CH}_3)_2 \\ \text{Cl}^- \end{array}$	SMEAH (IA), C ₆ H ₆ , 60°, 1 h	HC[N(CH ₃) ₂] ₃ (55)	1036
C ₉	$\begin{array}{c} \text{Cyclohexyl}-\text{C}^+=\text{N}-\text{N}(\text{CH}_3)_3 \\ \text{I}^- \end{array}$	SMEAH, THF, 70°, 2 d	 (55)	393
C ₁₀	$\begin{array}{c} \text{Cyclohexyl}-\text{C}^+=\text{N}-\text{N}(\text{CH}_3)_3 \\ \text{I}^- \\ \text{anti-} \end{array}$	SMEAH	 (60) +  (6)	154
		SMEAH-H ₂ O (7:3)	" (68) + " (2)	154
	$\begin{array}{c} \text{Cyclohexyl}-\text{C}^+=\text{N}-\text{N}(\text{CH}_3)_3 \\ \text{I}^- \\ \text{syn-} \end{array}$	SMEAH	 (92) +  (7) +  (1)	154
		SMEAH-H ₂ O (7:3)	III (72) + IV (16) + II (12)	154
	$\begin{array}{c} \text{Cyclohexyl}-\text{C}^+=\text{N}-\text{N}(\text{CH}_3)_3 \\ \text{I}^- \end{array}$	SMEAH, THF, 70°, 2 d	II (55) (cis:trans = 52:48)	393

TABLE XXVI. REDUCTION OF HYDRAZONIUM AND GUANIDINIUM SALTS (Continued)

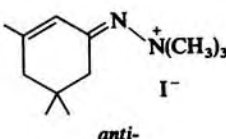
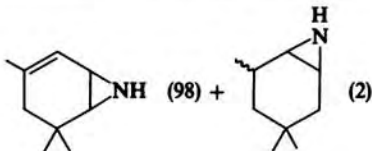
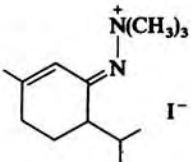
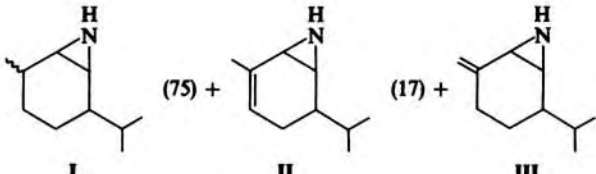
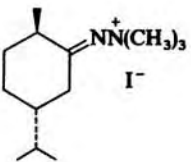
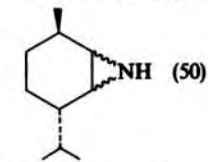
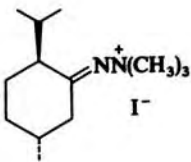
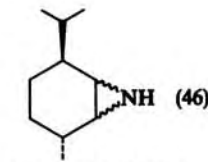
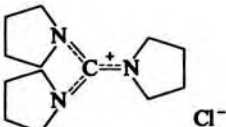
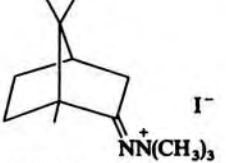
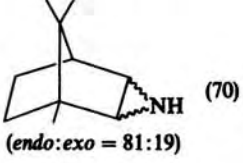
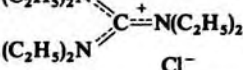
No. of Carbon Atoms	Reactant	Conditions	Product(s) and Yield(s) (%)	Ref.
C ₁₂	 anti-	SMEAH	 (98) + (2)	154
		SMEAH-H ₂ O (7:3)	" (96)	154
C ₁₃	 syn-	SMEAH	 I (75) + II (17) + III (8)	154
		SMEAH-H ₂ O (7:3)	I (25) + II (51) + III (17)	154
		SMEAH, THF, 70°, 2 d	 (cis:trans = 50:50)	393
		SMEAH, THF, 70°, 2 d	 (cis:trans = 50:50)	393
		SMEAH (IA), C ₆ H ₆ , 60°, 1 h	HC[N(C ₂ H ₅) ₂] ₃ (33)	1036
		SMEAH, THF, 70°, 2 d	 (endo:exo = 81:19)	393
		SMEAH (IA), C ₆ H ₆ , 60°, 1 h	HC[N(C ₂ H ₅) ₂] ₃ (42)	1036

TABLE XXVII. REDUCTION OF HETEROCYCLIC BASES AND THEIR QUATERNARY SALTS

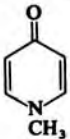
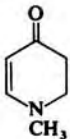
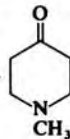

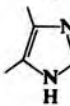



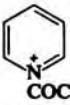
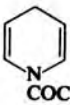
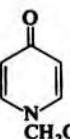
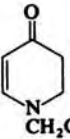




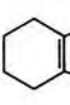
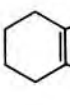





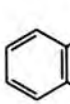
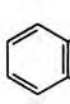
No. of Carbon Atoms	Reactant	Conditions	Product(s) and Yield(s) (%)	Refs.
C ₆		LTBA, THF, 15°, 3 h	 (87) +  (5)	447
		SMEAH (IA), THF, 0°, 4 h	" (76)	448
	 BF_4^-	SMEAH	 (80)	449
C ₇		$\text{NaAlH}_2(\text{OC}_2\text{H}_5)_2$ (IA), THF, room temp, 30 min	 I +  II (48)	315
		SMEAH (IA), THF, room temp, 30 min	I (12)	315
	 Cl^-	LTBA-CuBr, THF, -23°, 1.5 h	 (36)	439
C ₈		LTBA, THF, 15°, 2.5 h	 (78)	447
		SMEAH (IA), THF, 0°, 4 h	" (75)	448
		SMEAH, C ₆ H ₆ , reflux, 2 h	 (66)	1037
C ₈	 Cl^-	LTBA-CuBr, THF, -23°, 1.5 h	 (20)	439
	 BF_4^-	SMEAH	 (50)	449
		1. $\text{BH}_3 \cdot \text{THF}$ (IA), THF, -70°, 30 min 2. SMEAH (IA), C ₆ H ₆ , -78°, 30 min 3. ClCO_2CH_3 , room temp, 18 h	 (90)	445, 446
C ₉	 + 	SMEAH, C ₆ H ₆ , 1 h	 (~100)	426
		LTBA, BME, room temp, 1 h	 (—)	807, 806

TABLE XXVII. REDUCTION OF HETEROCYCLIC BASES AND THEIR QUATERNARY SALTS (Continued)

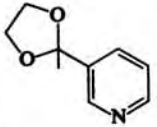
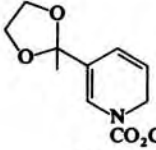
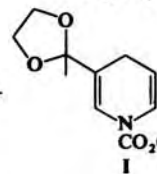
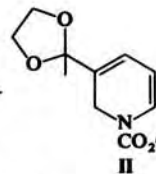
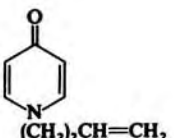
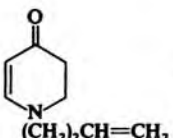
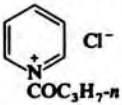
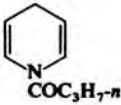
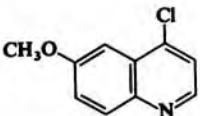
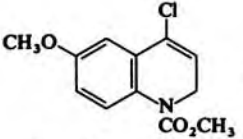
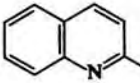
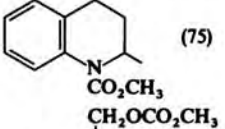
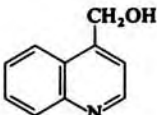
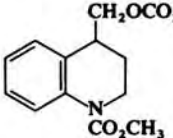
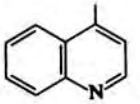
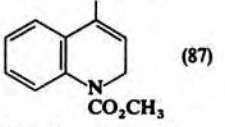
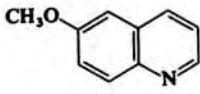
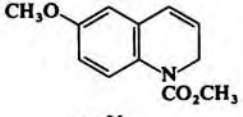
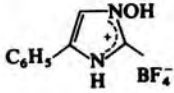
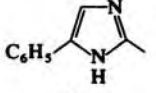
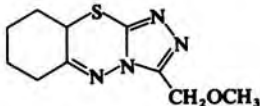
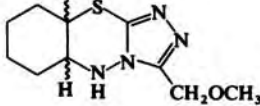
No. of Carbon Atoms	Reactant	Conditions	Product(s) and Yield(s) (%)	Refs.
C ₉ (Contd.)		1. ClCO ₂ CH ₂ C ₆ H ₅ 2. SMEAH, THF, -70°, 30 min	 (58) I +  +  (I + II: 16)	1038a-c, 1039
		SMEAH (IA), THF, 0°, 4 h	 (87)	448
	 Cl ⁻	LTBA-CuBr, THF, -23°, 1.5 h	 (32)	439
C ₁₀		1. BH ₃ ·THF (IA), THF, -78°, 30 min 2. SMEAH (IA), C ₆ H ₆ , 25°, 18 h 3. ClCO ₂ CH ₃ , 25°	 (86)	445, 446
		1. BH ₃ ·THF (IA), THF, -78°, 30 min 2. SMEAH (IA), C ₆ H ₆ , 25°, 18 h 3. ClCO ₂ CH ₃ , 25°	 (75)	446
		1. BH ₃ ·THF (IA), THF, -78°, 30 min 2. SMEAH (IA), C ₆ H ₆ , -78°, 45 min 3. ClCO ₂ CH ₃ , 25°	 (—)	446
		1. BH ₃ ·THF (IA), THF, -78°, 30 min 2. SMEAH (IA), C ₆ H ₆ , -78°, 30 min 3. ClCO ₂ CH ₃ , room temp, 18 h	 (87)	445, 446
			 (89)	445
		SMEAH	 (50)	449
		SMEAH (IA), THF, room temp, 3 h	 (15)	1040

TABLE XXVII. REDUCTION OF HETEROCYCLIC BASES AND THEIR QUATERNARY SALTS (Continued)

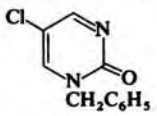
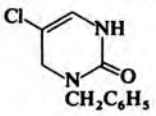
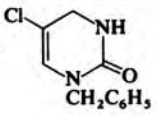
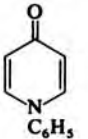
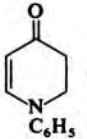
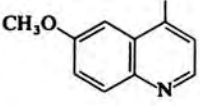
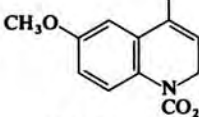
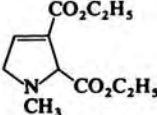
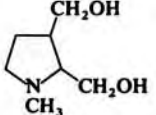
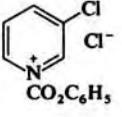
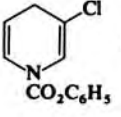
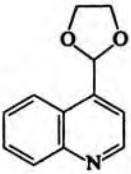
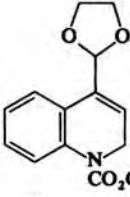
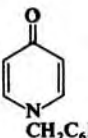
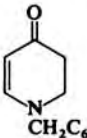
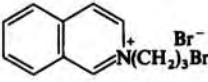

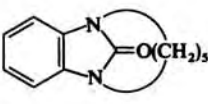
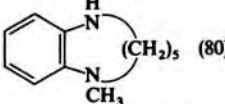
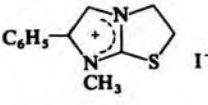
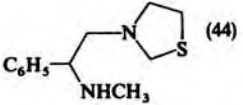
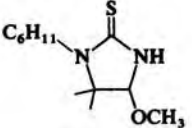
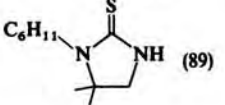
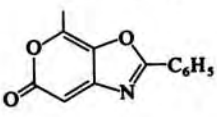
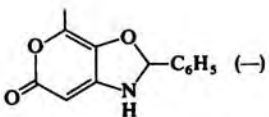
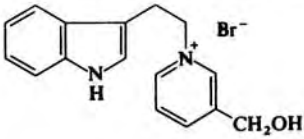
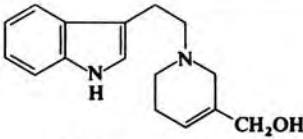
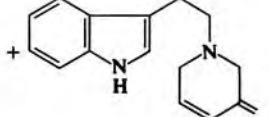
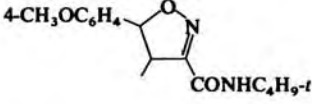
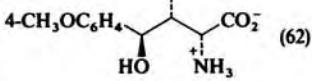
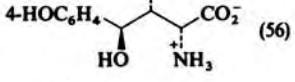
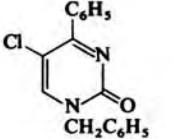
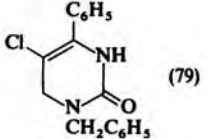
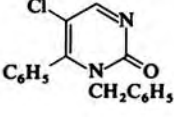
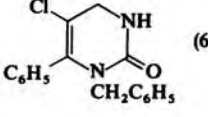
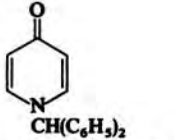
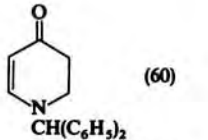
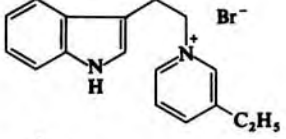
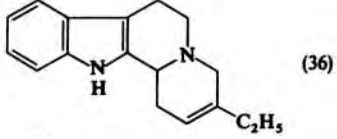
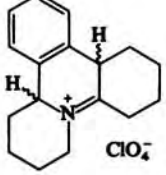
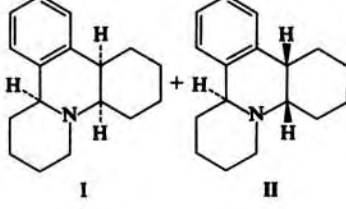
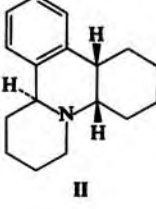
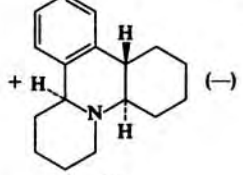
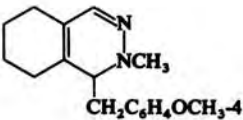
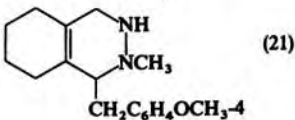
No. of Carbon Atoms	Reactant	Conditions	Product(s) and Yield(s) (%)	Refs.
C ₁₁		LTBA (IA), THF, room temp, 30 min	 (76) +  (15)	1041a
		LTBA, THF, 15°, 2 h	 (88)	447
		1. BH ₃ ·THF (IA), THF, -78°, 30 min 2. SMEAH (IA), C ₆ H ₆ , -78°, 30 min 3. ClCO ₂ CH ₃ , room temp, 18 h	 (95)	445
		SMEAH, C ₆ H ₆ -ether, room temp, 15 min	 (56)	726
C ₁₂		LTBA-CuBr, THF, -23°, 1.5 h	 (40)	439
C ₁₃		1. BH ₃ ·THF (IA), THF, -78°, 30 min 2. SMEAH (IA), C ₆ H ₆ , -78°, 30 min 3. ClCO ₂ CH ₃ , room temp, 18 h	 (85)	445
		LTBA, THF, 15°, 2.5 h	 (85)	448, 447
		LTBA, THF, 0°, 45 min	 (68)	1041b
		SMEAH, C ₆ H ₆ , 4 h	 (80)	1024
		SMEAH, C ₆ H ₆ -toluene, room temp, 18 h	 (44)	1042
		SMEAH (IA), C ₆ H ₆ , room temp, 2 h	 (89)	1043
		SMEAH	 (-)	1044

TABLE XXVII. REDUCTION OF HETEROCYCLIC BASES AND THEIR QUATERNARY SALTS (Continued)

No. of Carbon Atoms	Reactant	Conditions	Product(s) and Yield(s) (%)	Refs.
C ₁₃ (Contd.)		1. SMEAH, THF, -70°, 4 h 2. N ₂ H ₄	 (19) + (15)	767
S40		LTBA (IA), THF, -78°, 30 min	 (87)	1041a
		LTBA-CuBr, THF, -23°, 1.5 h	 (35)	439
		" " " "	 (51)	439
C ₁₄		" " " "	 (41)	439
		" " " "	 (39)	439
		" " " "	 (39)	439
		" " " "	 (39)	439
		" " " "	 (39)	439
		" " " "	 (39)	439
		" " " "	 (39)	439
		" " " "	 (39)	439
		" " " "	 (39)	439
		" " " "	 (39)	439
		" " " "	 (39)	439
		" " " "	 (39)	439
		" " " "	 (39)	439
		" " " "	 (39)	439
		" " " "	 (39)	439
		" " " "	 (39)	439
		" " " "	 (39)	439
		" " " "	 (39)	439
		" " " "	 (39)	439
		" " " "	 (39)	439
		" " " "	 (39)	439
		" " " "	 (39)	439
		" " " "	 (39)	439
		" " " "	 (39)	439
		" " " "	 (39)	439
		" " " "	 (39)	439
		" " " "	 (39)	439
		" " " "	 (39)	439
		" " " "	 (39)	439
		" " " "	 (39)	439
		" " " "	 (39)	439
		" " " "	 (39)	439
		" " " "	 (39)	439
		" " " "	 (39)	439
		" " " "	 (39)	439
		" " " "	 (39)	439
		" " " "	 (39)	439
		" " " "	 (39)	439
		" " " "	 (39)	439
		" " " "	 (39)	439
		" " " "	 (39)	439
		" " " "	 (39)	439
		" " " "	 (39)	439
		" " " "	 (39)	439
		" " " "	 (39)	439
		" " " "	 (39)	439
		" " " "	 (39)	439
		" " " "	 (39)	439
		" " " "	 (39)	439
		" " " "	 (39)	439
		" " " "	 (39)	439
		" " " "	 (39)	439
		" " " "	 (39)	439
		" " " "	 (39)	439
		" " " "	 (39)	439
		" " " "	 (39)	439
		" " " "	 (39)	439
		" " " "	 (39)	439
		" " " "	 (39)	439
		" " " "	 (39)	439
		" " " "	 (39)	439
		" " " "	 (

TABLE XXVII. REDUCTION OF HETEROCYCLIC BASES AND THEIR QUATERNARY SALTS (Continued)

No. of Carbon Atoms	Reactant	Conditions	Product(s) and Yield(s) (%)	Refs.
C ₁₆		LTBA, THF, reflux, 2 h	 (28) +  (17)	682
542		1. SMEAH, THF, -78 to 25° 2. HCl, C ₂ H ₅ OH	 (62)	451
		1. SMEAH, THF, -78 to 25° 2. HBr, AcOH	 (56)	451
C ₁₇		LTBA (IA), THF, room temp, 30 min	 (79)	1041a
		" " " " "	 (69)	1041a
		SMEAH (IA), THF, 0°, 4 h	 (60)	448
		LTBA, THF	 (36)	1047
543		LTBA, THF, reflux, 4 h	 I +  II	1048
			 III (I:II:III = 79:19:2)	
		SMEAH, C ₆ H ₆ , reflux, 18 h	 (21)	1049

544

545

TABLE XXVII. REDUCTION OF HETEROCYCLIC BASES AND THEIR QUATERNARY SALTS (*Continued*)

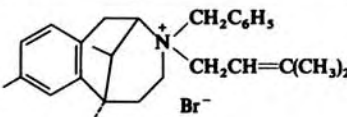
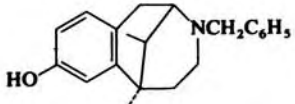
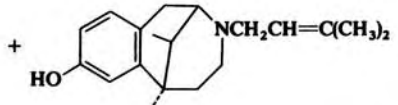
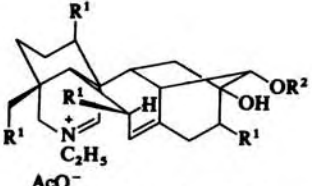
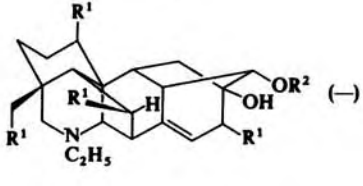
No. of Carbon Atoms	Reactant	Conditions	Product(s) and Yield(s) (%)	Refs.
C ₂₆		SMEA, xylene, reflux, 17 h	 (43) +  (11)	988
C ₃₆	 <p>AcO⁻ R¹ = OCH₃; R² = veratryl</p>	LTBA	 (-)	1053

TABLE XXVIII. REDUCTION OF SULFOXIDES

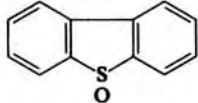
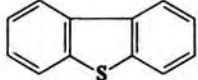
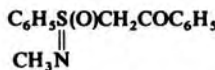
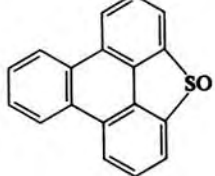

No. of Carbon Atoms	Reactant	Conditions	Product(s) and Yield(s) (%)	Ref.
C ₂	(CH ₃) ₂ SO	SMEAH (IA), C ₆ H ₆ , 65°	(CH ₃) ₂ S (70)	457a
C ₃	<i>dl</i> -CH ₃ S(O)C ₂ H ₅	LAH + (+)-QND (1:1), ether, reflux, 40 h	CH ₃ SC ₂ H ₅ + CH ₃ [±] S(O)C ₂ H ₅ (24)	461
C ₄	<i>dl</i> -CH ₃ S(O)C ₃ H _{7-n}	LAH + (+)-QND (1:1), ether, reflux, 40 h	CH ₃ SC ₃ H _{7-n} + (<i>R</i>)-(-)-CH ₃ [±] S(O)C ₃ H _{7-n} (40)	461
	<i>dl</i> -CH ₃ S(O)C ₃ H _{7-i}	LAH + (+)-QND (1:1), ether, reflux, 40 h	CH ₃ SC ₃ H _{7-i} + (<i>R</i>)-(-)-CH ₃ [±] S(O)C ₃ H _{7-i} (40)	461
C ₅	<i>dl</i> -CH ₃ S(O)C ₄ H _{9-n}	LAH + (-)-QN (1:1), ether	CH ₃ SC ₄ H _{9-n} + (<i>S</i>)-(+)-CH ₃ [±] S(O)C ₄ H _{9-n} (54)	461
		LAH + (-)-(1 <i>R</i> ,2 <i>S</i>)-ephedrine (1:1), ether	" " " (55)	461
		LAH + (-)-MTH (1:1), ether	" " " (42)	461
		LAH + (-)-CND (1:1), ether	" + (<i>R</i>)-(-)-CH ₃ [±] S(O)C ₄ H _{9-n} (67)	461
		LAH + (-)-MTH (1:2), ether	" + " " (-)	461
	<i>dl</i> -CH ₃ S(O)C ₄ H _{9-i}	LAH + (+)-QND (1:1), ether, reflux, 40 h	CH ₃ SC ₄ H _{9-i} + (<i>R</i>)-(-)-CH ₃ [±] S(O)C ₄ H _{9-i} (35)	461
C ₈	<i>dl</i> -CH ₃ S(O)CH ₂ C ₆ H ₅	LAH + (+)-QND (1:1), ether, reflux, 40 h	CH ₃ SCH ₂ C ₆ H ₅ + CH ₃ [±] S(O)CH ₂ C ₆ H ₅ (72)	461
	<i>dl</i> -CH ₃ S(O)C ₆ H ₄ CH ₃ -4	" " " "	CH ₃ SC ₆ H ₄ CH ₃ -4 + (<i>S</i>)-(-)-CH ₃ [±] S(O)C ₆ H ₄ CH ₃ -4 (45)	461
	(<i>n</i> -C ₄ H ₉) ₂ SO	SMEAH (IA), C ₆ H ₆ , reflux, 30 min	(<i>n</i> -C ₄ H ₉) ₂ S (98)	457a
C ₁₂		SMEAH (IA), C ₆ H ₆ , reflux, 30 min	 (95)	457a
	(C ₆ H ₅) ₂ SO	SMEAH (IA), C ₆ H ₆ , reflux, 30 min	(C ₆ H ₅) ₂ S (97)	457a
C ₁₅		LTBA	No reaction	1054
C ₁₈		SMEAH, C ₆ H ₆ , reflux, 1 h	 (82)	1055

TABLE XXIX. REDUCTION OF ALKANESULFONIC AND ARENESULFONIC ACID ESTERS






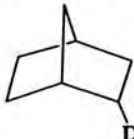
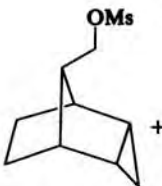
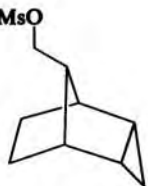
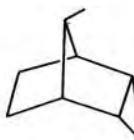
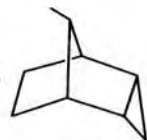
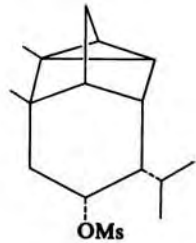
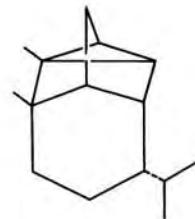
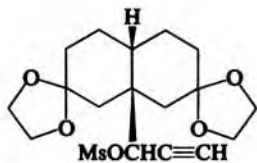
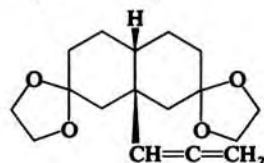
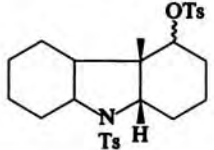
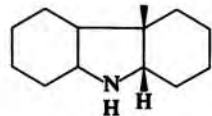
No. of Carbon Atoms	Reactant	Conditions	Product(s) and Yield(s) (%)	Ref.
C ₈		LTMA-CuI, THF, room temp, 5 h	 (75)	472
		LiAlD(OCH ₃) ₃ -CuI, THF, room temp	 (—)	472
		LTMA-CuI, THF, room temp, 2 h	 (99)	472
		LiAlD(OCH ₃) ₃ -CuI, THF, room temp	 (—)	472
C ₁₀	  I + II (I:II = 78:22)	LTMA-CuI, THF, room temp, overnight	  III + IV (III:IV = 80:20)	1056
	<i>n</i> -C ₉ H ₁₉ OMs	LTMA-CuI, THF, room temp, 1 h	<i>n</i> -C ₉ H ₂₀ (99)	472
C ₁₆		LTMA-CuI, THF, 0°, 15 min; room temp, 8 h	 (—)	1057
C ₁₈	<i>t</i> -C ₄ H ₉ C≡CCH(OTs)C ₄ H ₉ - <i>t</i>	LiAlH ₃ (OCH ₃) ₃ (2.2 eq)	<i>t</i> -C ₄ H ₉ CH=C=CHC ₄ H ₉ - <i>t</i> + <i>t</i> -C ₄ H ₉ C≡CCH ₂ C ₄ H ₉ - <i>t</i> (—)	467
		LiAlH ₂ (OCH ₃) ₂	I + II (—) (I:II = 50:50)	467
		SMEA, toluene, -60 to -20°, 48 h	 (—)	487a
C ₂₇		SMEA (IA), C ₆ H ₆ , reflux, 6 h	 (27)	1058

TABLE XXX. REDUCTION OF SULFONAMIDES

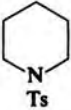
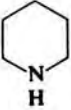
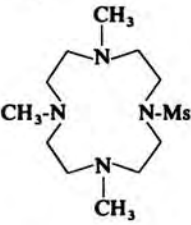
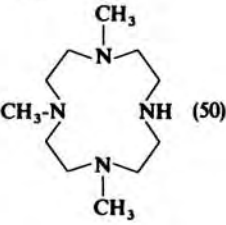
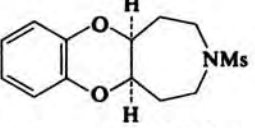
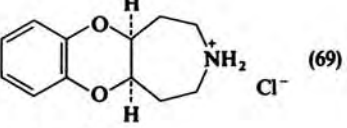
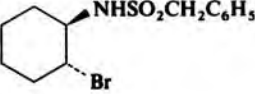
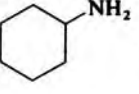

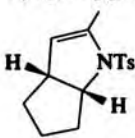
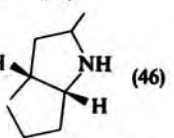
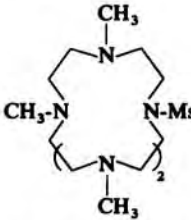
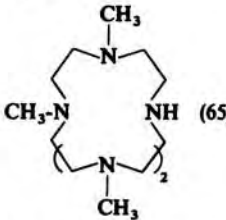
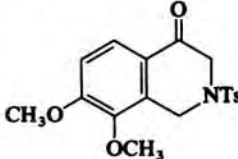
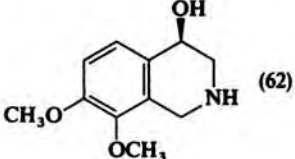
No. of Carbon Atoms	Reactant	Conditions	Product(s) and Yield(s) (%)	Refs.
C ₇	C ₆ H ₅ NHO ₂ SCF ₃ C ₆ H ₅ NHMs	SMEAH, C ₆ H ₆ , reflux, 10 min SMEAH, toluene, reflux	C ₆ H ₅ NH ₂ (94) " (63)	492, 494, 493 488
C ₈	C ₆ H ₅ CH ₂ NHO ₂ SCF ₃	SMEAH, C ₆ H ₆ , reflux, < 10 min	C ₆ H ₅ CH ₂ NH ₂ (95)	492, 494, 493
C ₁₁	C ₆ H ₅ CH ₂ CH(CH ₃)N(Ms)CH ₃	SMEAH, C ₆ H ₆ , reflux	C ₆ H ₅ CH ₂ CH(CH ₃)NHCH ₃ (67)	488
C ₁₂		" " "	 (75)	488
550		SMEAH (IA), toluene, 100°, 25 h	 (50)	1059a
C ₁₃		1. SMEAH, C ₆ H ₆ , reflux, 4 h; room temp, overnight 2. HCl, AcOC ₂ H ₅	 (69)	1059b
		SMEAH, C ₆ H ₆ , reflux, 2 h	 (60)	490
C ₁₅		" " " "	C ₆ H ₅ CH(CH ₃)NH ₂ + C ₆ H ₅ (CH ₂) ₂ NH ₂ (20) I II (I:II = 90:10)	490
	C ₆ H ₅ CH(CH ₂ Br)NHSO ₂ CH ₂ C ₆ H ₅	SMEAH, C ₆ H ₆ , reflux, 2 h	I + II (46) (I:II = 90:10)	490
	C ₆ H ₅ CHBrCH ₂ NHSO ₂ CH ₂ C ₆ H ₅	" " " "	I + II (22) (I:II = 90:10)	490
	C ₆ H ₅ (CH ₂) ₂ NHSO ₂ CH ₂ C ₆ H ₅	" " " "	II (98)	490
		" " " "	 (46)	1060
551		SMEAH (IA), toluene, reflux, 23 h	 (65)	1059a
C ₁₆	C ₆ H ₅ CH ₂ CH(CH ₃)NHTs (S)-	SMEAH, toluene, reflux, 72 h	C ₆ H ₅ CH ₂ CH(CH ₃)NH ₂ (27) (S)-	488
C ₁₇	C ₆ H ₅ CH ₂ CH(CH ₃)N(Ts)CH ₃ C ₆ H ₅ CH(OC ₂ H ₅)CH ₂ NHO ₂ SCH ₂ C ₆ H ₅	SMEAH, C ₆ H ₆ , reflux " " "	C ₆ H ₅ CH ₂ CH(CH ₃)NHCH ₃ (77) C ₆ H ₅ CH(OC ₂ H ₅)CH ₂ NH ₂ (22)	488 490
C ₁₈		SMEAH, C ₆ H ₆ , reflux, 12 h	 (62)	1061a, 1061b

TABLE XXX. REDUCTION OF SULFONAMIDES (Continued)

No. of Carbon Atoms	Reactant	Conditions	Product(s) and Yield(s) (%)	Refs.
C ₁₈ (Contd.)		SMEA, toluene, reflux	(69)	488
		SMEA, toluene, reflux, 22 h	(56)	488
C ₁₉		" " " "	(60)	1062
C ₂₀		SMEA, C ₆ H ₆ , reflux, 12 h	(—)	489
		SMEA, C ₆ H ₆ , reflux, 20 h	(33)	488
		SMEA, toluene	(—)	1063
		1. CH ₂ =C(CH ₃)OCH ₃ , POCl ₃ , toluene 2. (C ₂ H ₅) ₃ N 3. SMEA, toluene, 80–82°, 2 h	(—)	1063
		SMEA, toluene	(—)	1063
		1. CH ₂ =C(CH ₃)OCH ₃ , POCl ₃ , toluene 2. (C ₂ H ₅) ₃ N 3. SMEA, toluene, 80–82°, 2 h	(87)	1063
C ₂₂		LiAlH ₂ (OC ₄ H ₉ -t) ₂	(—)	683

TABLE XXX. REDUCTION OF SULFONAMIDES (Continued)

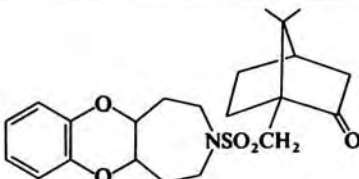
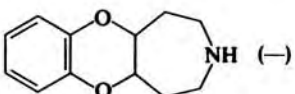
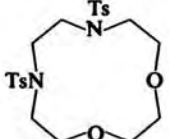
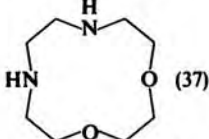
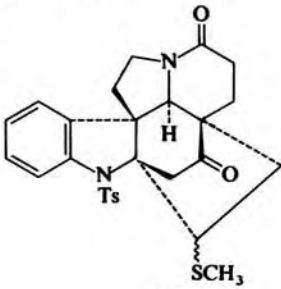
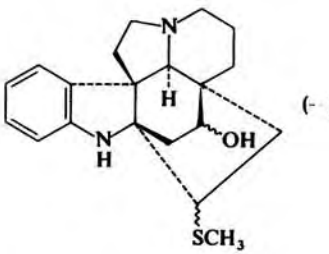
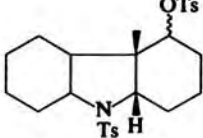
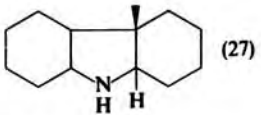
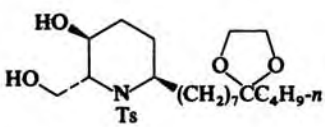
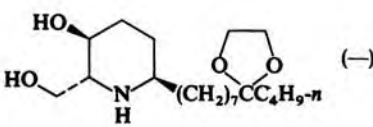
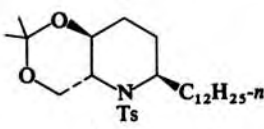
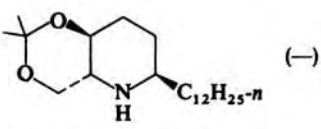
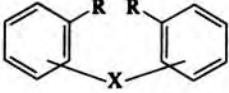
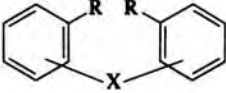
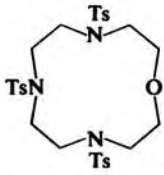
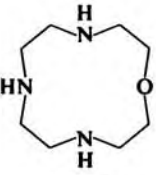
No. of Carbon Atoms	Reactant	Conditions	Product(s) and Yield(s) (%)	Refs.
C ₂₂ (Contd.)		SMEAH, C ₆ H ₆ , reflux, 4.5 h	 (—)	1059b
		SMEAH, toluene, reflux, 14.5 h	 (37)	1064
	[HO(CH ₂) ₂ NTs(CH ₂) ₂) ₂ O	SMEAH, C ₆ H ₆ , reflux, 1 d	[HO(CH ₂) ₂ NH(CH ₂) ₂) ₂ O (62)	1065
C ₂₇		SMEAH	 (—)	989
		SMEAH (IA), C ₆ H ₆ , reflux, 6 h	 (27)	1058
		SMEAH, C ₆ H ₆ , reflux, 24 h	 (—)	1066
C ₂₈		"	 (—)	1066
	 R = OCHOHCH ₂ NC ₃ H _{7-i} (S,S)-(—) Ms X		 R = OCHOHCH ₂ NHC ₃ H _{7-i} (S,S)-(—)	
C ₂₇	O(CH ₂) ₃ O (o,o)	1. CH ₂ =C(CH ₃)OCH ₃ , POCl ₃ , toluene 2. (C ₂ H ₅) ₃ N 3. SMEAH, toluene, 80–85°, 1.5 h	(82) ^a	1063
	" (m,m)	" " "	(85) ^b	1063
	" (p,p)	SMEAH (IA), toluene, 80°, 3.5 h	(56) ^c	1063
	OCH ₂ CHOHCH ₂ O (o,o)	1. CH ₂ =C(CH ₃)OCH ₃ , POCl ₃ , toluene 2. (C ₂ H ₅) ₃ N 3. SMEAH, toluene, 80–85°, 1.5 h	(72) ^f	1063

TABLE XXX. REDUCTION OF SULFONAMIDES (Continued)

No. of Carbon Atoms	Reactant		Conditions	Product(s) and Yield(s) (%)	Refs.
C ₂₈	O(CH ₂) ₂ O(CH ₂) ₂ O	(o,o)	SMEAH, toluene, 80–85°, 1.5 h	(86) ^f	1063
	"	(m,m)	"	(85)	1063
	"	(p,p)	SMEAH (IA), toluene, 80°, 3.5 h	(47) ^f	1063
C ₃₀	O(CH ₂) ₆ O	(o,o)	"	(78) ^f	1063
	"	(p,p)	"	(48) ^f	1063
	O[(CH ₂) ₂ O] ₃	(o,o)	1. CH ₂ =C(CH ₃)OCH ₃ , POCl ₃ , toluene 2. (C ₂ H ₅) ₃ N 3. SMEAH, toluene, 80–85°, 1.5 h	(82) ^b	1063
C ₃₂	O(CH ₂) ₈ O	(o,o)	SMEAH (IA), toluene, 80°, 3.5 h	(51) ^f	1063
	O[(CH ₂) ₂ O] ₄	(o,o)	1. CH ₂ =C(CH ₃)OCH ₃ , POCl ₃ , toluene 2. (C ₂ H ₅) ₃ N 3. SMEAH, toluene, 80–85°, 1.5 h	(76)	1063
C ₃₄	O(CH ₂) ₁₀ O	(o,o)	SMEAH (IA), toluene, 80°, 3.5 h	(52) ^b	1063
	"	(p,p)	"	(68) ^f	1063
C ₃₆	O(CH ₂) ₁₂ O	(o,o)	"	(45) ^f	1063
C ₃₈	O(CH ₂) ₁₄ O	(o,o)	"	(61) ^f	1063
C ₄₄	O(CH ₂) ₂₀ O	(o,o)	"	(37) ^f	1063
C ₂₉			SMEAH, toluene, reflux, 14.5 h	 (17)	1064

^a The product was isolated as the maleate. ^b The product was isolated as the fumarate. ^c The product was isolated as the hydrochloride.

TABLE XXXI. REDUCTION OF SULFUR HETEROCYCLIC COMPOUNDS

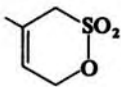
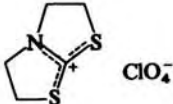
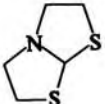
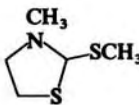
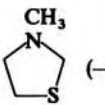
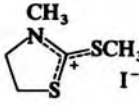
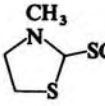
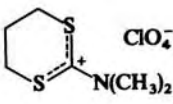
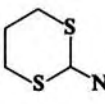
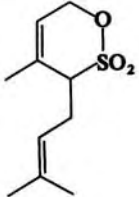
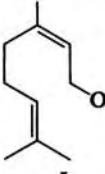
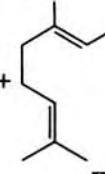
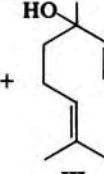
No. of Carbon Atoms	Reactant	Conditions	Product(s) and Yield(s) (%)	Refs.
C ₅		SMEA, C ₆ H ₆ -ether, reflux, 20 h	(CH ₃) ₂ C=CHCH ₂ OH (—)	1067
		SMEA, THF, -5°, 4 h	 (57)	425
		SMEA, C ₆ H ₆ , room temp, 24 h	 (—)	425
		" , " , " , "	 (36)	425
C ₆		" , " , " , "	 (34)	425
C ₁₀		SMEA, C ₆ H ₆ -ether, 25°, 5 h	 I +  II +  III (I:II:III = 8:62:30) (12)	1067

TABLE XXXI. REDUCTION OF SULFUR HETEROCYCLIC COMPOUNDS (Continued)

No. of Carbon Atoms	Reactant	Conditions	Product(s) and Yield(s) (%)	Refs.
C ₁₀ (Contd.)		SMEA, C ₆ H ₆ -ether, 25°, 5 h	I + II + III (I:II:III = 8:62:30) (10)	1067
		1. SMEAH, C ₆ H ₆ -toluene, reflux, 30 min, then room temp, 2 h 2. HCl, ether	(18)	1068
		1. SMEAH, C ₆ H ₆ -toluene, reflux, 2 h 2. HCl, ether	(43)	1068
		SMEA, THF, toluene, -15°, 1 h; room temp, 1 h		
C ₁₁	$\frac{R}{CH_3}$		(45)	328
C ₁₃	<i>i</i> -C ₃ H ₇		(40)	328
C ₁₇		1. SMEAH, C ₆ H ₆ 2. HCl	(69)	1068, 1069
C ₁₉		" " "		1069

8. Addenda to the Tables

Listed below are references to recent papers that are not cited in the corresponding tables. The cut-off date is December 1985.

Table I.	Ref. 531a
Table IV.	Refs. 590a , 590b
Table VI.	Refs. 601a , 601b , 606a
Table VIII.	Refs. 637b , 658a , 675a , 696a
Table IX.	Refs. 637b , 741a , 743c
Table XVII.	Refs. 531a , 960a
Table XX.	Ref. 1014a
Table XXVII.	Ref. 1041c
Table XXX.	Ref. 1059c

End
Notes

The formula is used for simplicity; recent results show that this hydride is unstable and that the actual reducing agent is instead a mixture of $\text{LiAlH}(\text{OC}_2\text{H}_5)_3$ and LiAlH_4 (see pp. 4–7 in Ref. 1); as observed experimentally, even $\text{LiAlH}(\text{OC}_2\text{H}_5)_3$ is not a uniform compound. [81,82,85a,85b,88](#)

*

* Differences in reactivity can occur at low temperatures; in contrast to LiAlH_4 , $\text{LiAlH}(\text{OCH}_3)_3$ does not reduce ethyl benzoate at -80° . ([81](#))

* CHIRALDTM, Aldrich Chemical Company.

* See the footnote on p. 256.

† The formula is used for simplicity; according to recent results, the actual reducing agent is presumably a mixture of $\text{LiAlH}(\text{OC}_2\text{H}_5)_3$ and LiAlH_4 (see pp. 4–7 in Ref. 1).

* In addition to references given in Ref. [1](#), $\text{NaAlH}_2(\text{OCH}_2\text{CH}_2\text{OCH}_3)_2$ can also be purchased from Hexcel Corporation, Zeeland, Michigan (USA). ([2](#))

† Manufactured by ANIC, Italy.

* The high yields of aldehyde obtained by reacting 5–10 g of the acyl chloride with the hydride decreased markedly when the reaction was performed on a larger scale; the acyl chloride was reduced even at -40° to the alcohol, which reacted with the acyl chloride to form an ester. ([300](#)) Presumably, more efficient mixing is necessary ([508](#)) to achieve immediate contact of the acyl chloride with the hydride and to prevent side reactions (see also Refs. [509](#) and [510](#)).

References

1. J. Málek, *Org. React.* **34**, 1 (1985).
2. S. C. Stinson, *Chem. Eng. News*, **1980** (November 3), 18.
3. H. J. Sanders, *Chem. Eng. News*, **1972** (June 19), 29.
4. C. F. Lane, *Aldrichimica Acta*, **8**, 20 (1975).
5. H. C. Brown, Y. M. Choi, and S. Narasimhan, *J. Org. Chem.*, **47**, 3153 (1982).
6. H. C. Brown, *Government Reports and Announcements Index (U.S.)*, **82**, 3196 (1982) [C.A., **97**, 143899p (1982)].
7. H. C. Brown and S. Krishnamurthy, *Tetrahedron*, **35**, 567 (1979).
8. R. O. Hutchins, K. Learn, B. Nazer, D. Pytlewski, and A. Pelter, *Org. Prep. Proced. Int.*, **16**, 335 (1984) [C.A., **101**, 211204m (1984)].
9. T. Onak, *Organoborane Chemistry*, Academic Press, New York, 1975.
10. J. H. Babler, *Synth. Commun.*, **12**, 839 (1982).
11. N. M. Yoon, B. T. Cho, U. J. Yoo, and G. P. Kim, *Teahan Hwahakhoe Chi*, **27**, 434 (1983) [C.A., **100**, 138654f (1984)].
12. S. K. Chung and G. Han, *Synth. Commun.*, **12**, 903 (1982).
13. S. W. Heinzman and B. Ganem, *J. Am. Chem. Soc.*, **104**, 6801 (1982).
- 14a. H. C. Brown, J. S. Cha, B. Nazer, C. S. Kim, S. Krishnamurthy, and C. A. Brown, *J. Org. Chem.*, **49**, 885 (1984).
- 14b. G. W. Gribble and C. F. Nutaitis, *Org. Prep. Proced. Int.*, **17**, 317 (1985).
- 14c. M. Hudlicky, *Reductions in Organic Chemistry*, Ellis Horwood Ltd., New York, 1984.
- 14d. O. Štrouf, B. 1 ásenský, and V. Kubánek, *Sodium Dihydrido-bis(2-methoxyethoxy)aluminate. A Versatile Organometallic Hydride*, Elsevier Science Publishers, Amsterdam, 1985.
15. E. R. Grandbois, S. I. Howard, and J. D. Morrison, in *Asymmetric Synthesis*, J. D. Morrison, Ed., Vol. **2**, Academic Press, New York, 1983, pp. 71–90.
16. H. B. Kagan and C. J. Fiaud, *Top. Stereochem.*, **10**, 1975 (1979).
17. M. Nishizawa and R. Noyori, *Kagaku, Zokan*, **91**, 181 (1981) [C. A., **95**, 96306q (1981)].
18. H. Haubenstock, *Top. Stereochem.*, **14**, 231 (1983).
19. J. D. Morrison, E. R. Grandbois, and G. R. Weisman, *American Chemical Society Symposium Series*, 1982, 185 (*Asymmetric Reactions and Processes in Chemistry*, 278) [C. A., **97**, 162272v (1982)].
20. H. C. Brown, P. K. Jadhav, and A. K. Mandel, *Tetrahedron*, **37**, 3547

- (1981).
21. H. C. Brown and B. Singaram, *J. Am. Chem. Soc.*, **106**, 1797 (1984).
 22. D. A. Evans, J. V. Nelson, and T. R. Taber, *Top. Stereochem.*, **13**, 1 (1982).
 23. H. S. Mosher and J. D. Morrison, *Science*, **221**, 1013 (1983).
 24. H. C. Brown and P. K. Jadhav, in *Asymmetric Synthesis*, J. D. Morrison, Ed., Vol. **2**, Academic Press, New York, 1983, pp. 1–43.
 25. M. M. Midland, in *Asymmetric Synthesis*, J. D. Morrison, Ed., Vol. **2**, Academic Press, New York, 1983, pp. 45–69.
 - 26a. R. Noyori, *New Frontiers in Organometallic and Inorganic Chemistry, Proceedings of the 2nd China-Japan-U.S.A. Trilateral Seminar, 1982* (published in 1984), 159 [*C.A.*, **102**, 203440r (1985)].
 - 26b. M. Ishiguro, N. Koizumi, M. Yasuda, and N. Ikekawa, *J. Chem. Soc. Chem. Commun.*, **1981**, 115.
 - 26c. N. Koizumi, M. Ishiguro, M. Yasuda, and N. Ikekawa, *J. Chem. Soc., Perkin Trans. 1*, **1983**, 1401.
 - 26d. T. Tanaka, N. Okamura, K. Bannai, A. Hazato, S. Sugiura, K. Manabe, F. Kamimoto, and S. Kurozumi, *Chem. Pharm. Bull.* **33**, 2359 (1985).
 - 26e. H. Suemune, A. Akashi, and K. Sakai, *Chem. Pharm. Bull.*, **33**, 1055 (1985).
 - 26f. P. Koch, Y. Nakatani, B. Luu, and G. Ourisson, *Bull. Soc. Chim. Fr., Part 2*, **1983**, 189.
 - 26g. F. J. Sardina, A. Mouri o, and L. Castedo, *Tetrahedron Lett.*, **24**, 4477 (1983).
 - 26h. J. P. Vigneron, R. Méric, M. Larchevêque, A. Debal, J. Y. Lallemand, G. Kunesch, P. Zagatti, and M. Gallois, *Tetrahedron*, **40**, 3521 (1984).
 - 26i. T. G. Schenck and B. Bosnich, *J. Am. Chem. Soc.*, **107**, 2058 (1985).
 - 26j. M. Kawasaki and S. Terashima, *Chem. Pharm. Bull.*, **33**, 347 (1985).
 - 26k. R. A. Russell, A. S. Kraus, R. W. Irwine, and R. N. Warrenner, *Aust. J. Chem.*, **38**, 179 (1985).
 - 26m. V. M. Potapov, V. M. Demyanovich, and V. I. Maleev, *Zh. Org. Khim.*, **21**, 1758 (1985); *Engl. Transl.*, p. 1606 [*C. A.*, **105**, 114661h (1986)].
 27. T. Sato, Y. Goto, and T. Fujisawa, *Tetrahedron Lett.*, **23**, 4111 (1982).
 28. T. Sato, Y. Gotoh, Y. Wakabayashi, and T. Fujisawa, *Tetrahedron Lett.*, **24**, 4123 (1983).
 29. T. Sato, M. Watanabe, N. Honda, and T. Fujisawa, *Chem. Lett.*, **1984**, 1175.
 30. K. Hiroi, R. Kitayama, and S. Sato, *Chem. Pharm. Bull.*, **32**, 2628 (1984).

31. J. W. Harris and W. M. Jones, *J. Am. Chem. Soc.*, **104**, 7329 (1982).
32. S. Kiyooka, T. Adachi, H. Kojo, and K. Suzuki, *Kochi Daigaku Rigakubu Kiyo, Kagaku*, **4**, 1 (1983) [C.A., **100**, 120599g (1984)].
33. T. Sato, Y. Gotoh, M. Watanabe, and T. Fujisawa, *Chem. Lett.*, **1983**, 1533.
34. J. Yamashita, S. Tomiyama, H. Hashimoto, K. Kitahara, and H. Sato, *Chem. Lett.*, **1984**, 749.
35. J. Yamashita, H. Kawahara, S. Ohashi, Y. Honda, T. Kenmotsu, and H. Hashimoto, *Technol. Rep. Tohoku Univ.*, **48**, 211 (1983) [C.A., **101**, 6722n (1984)].
- 36a. M. Kawasaki, Y. Suzuki, and S. Terashima, *Chem. Lett.*, **1984**, 239.
- 36b. M. Kawasaki, Y. Suzuki, and S. Terashima, *Chem. Pharm. Bull.*, **33**, 52 (1985).
- 36c. Sagami Chemical Research Center, Japanese Patent (Tokkyo Koho) 60 72,976 (85 72,976) (1985) [C.A., **103**, 178052b (1985)].
37. B. L. Allwood, H. Shahriari-Zavareh, J. F. Stoddart, and D. J. Williams, *J. Chem. Soc., Chem. Commun.*, **1984**, 1461.
- 38a. S. Itsuno and K. Ito, *J. Org. Chem.*, **49**, 555 (1984).
- 38b. S. Itsuno, M. Nakano, K. Miyazaki, H. Masuda, K. Ito, A. Hirao, and S. Nakahama, *J. Chem. Soc., Perkin Trans. 1*, **1985**, 2039.
39. S. Krishnamurthy, F. Vogel, and H. C. Brown, *J. Org. Chem.*, **42**, 2534 (1977).
40. H. C. Brown and G. G. Pai, *J. Org. Chem.*, **47**, 1606 (1982).
41. M. M. Midland and J. I. McLoughlin, *J. Org. Chem.*, **49**, 1316 (1984).
42. S. Itsuno, K. Ito, A. Hirao, and S. Nakahama, *J. Chem. Soc., Chem. Commun.*, **1983**, 469.
43. M. M. Midland and A. Kazubski, *J. Org. Chem.*, **47**, 2495 (1982).
44. K. Soai, T. Yamanoi, and H. Oyamada, *Chem. Lett.*, **1984**, 251.
45. K. Soai, H. Oyamada, and T. Yamanoi, *J. Chem. Soc., Chem. Commun.*, **1984**, 413.
46. J. J. Bloomfield and S. L. Lee, *J. Org. Chem.*, **32**, 3919 (1967).
47. M. E. Birckelbaw, P. W. Le Quesne, and C. K. Wocholski, *J. Org. Chem.*, **35**, 558 (1970).
48. D. E. Burke and P. W. Le Quesne, *J. Org. Chem.*, **36**, 2397 (1971).
49. M. J. Begley, D. W. Knight, and G. Pattenden, *Tetrahedron Lett.*, **1975**, 4279.
50. D. W. Knight and G. Pattenden, *J. Chem. Soc., Chem. Commun.*, **1975**, 876.
51. M. M. Kayser and P. Morand, *Can. J. Chem.*, **56**, 1524 (1978).

52. D. W. Knight and G. Pattenden, J. Chem. Soc., Perkin Trans. 1, **1979**, 62.
53. M. M. Kayser and P. Morand, Tetrahedron Lett., **1979**, 695.
54. S. Krishnamurthy and W. B. Vreeland, Heterocycles, **18** (Special Issue), 265 (1982).
55. M. M. Kayser, J. Salvador, and M. Morand, Can. J. Chem., **61**, 439 (1983).
56. M. A. Makhoul and B. Rickborn, J. Org. Chem., **46**, 4810 (1981).
57. P. Morand, J. Salvador, and M. M. Kayser, J. Chem. Soc., Chem. Commun., **1982**, 458.
58. G. K. Cooper and L. J. Dolby, J. Org. Chem., **44**, 3414 (1979).
59. H. O. House, *Modern Synthetic Reactions*, 2nd ed., Benjamin, Menlo Park, CA, 1972.
60. M. M. Kayser and O. Eisenstein, Can. J. Chem., **59**, 2457 (1981).
61. M. M. Kayser and P. Morand, Can. J. Chem., **58**, 2484 (1980).
62. M. M. Kayser, J. Salvador, and P. Morand, Can. J. Chem., **60**, 1199 (1982).
63. H. C. Brown and P. M. Weissman, Isr. J. Chem., **1**, 430 (1963) [C. A., **60**, 11923e (1964)].
64. P. M. Weissman and H. C. Brown, J. Org. Chem., **31**, 283 (1966).
65. H. C. Brown and N. M. Yoon, J. Am. Chem. Soc., **88**, 1464 (1966).
66. H. C. Brown, *U.S. Clearinghouse Fed. Sci. Tech. Inform.*, AD 645581 [C. A., **67**, 99306x (1967)].
67. J. Málek and M. 1 erný, Synthesis, **1972**, 217.
68. J. Vít, Eastman Org. Chem. Bull., **42**, 1 (1970) [C. A., **74**, 99073p (1971)].
69. J. Vít, C. Papaionnou, H. Cohen, and D. Batesky, Eastman Org. Chem. Bull., **46**, 1 (1974) [C. A., **80**, 120098m (1974)].
- 70a. L. Li and Y. Zheng, Huaxue Shiji, **5**, 182 (1983) [C. A., **99**, 105303y (1983)].
- 70b. E. I. Edwards, R. Epton, and G. Marr, J. Organomet. Chem., **122**, C49 (1976).
71. J. Vít, U.S. Patent 3,660,416 (1972) [C. A., **77**, 100787v (1972)].
72. J. Vít, U.S. Patent 3,839,367 (1974) [C. A., **81**, 169132c (1974)].
73. R. Kanazawa and T. Tokoroyama, Synthesis, **1976**, 526.
74. R. B. Greenwald and D. H. Evans, J. Org. Chem., **41**, 1470 (1976).
75. D. H. Evans and R. B. Greenwald, U.S. Patent 4,302,612 (1981) [C. A., **96**, 103653b (1982)].
76. H. C. Brown and R. F. McFarlin, J. Am. Chem. Soc., **78**, 252 (1956).

77. H. C. Brown and R. F. McFarlin, *J. Am. Chem. Soc.*, **80**, 5372 (1958).
78. H. C. Brown and B. C. Subba Rao, *J. Am. Chem. Soc.*, **80**, 5377 (1958).
79. H. C. Brown, R. F. McFarlin, and B. C. Subba Rao, U.S. Patent 3,147,272 (1964) [*C. A.*, **62**, 11689c (1965)].
80. L. I. Zakharkin, D. N. Maslin, and V. V. Gavrilenko, *Zh. Org. Khim.*, **2**, 2197 (1966); *Engl. Transl.*, p. 2153 [*C. A.*, **66**, 85572y (1967)].
81. H. C. Brown and C. J. Shoaf, *J. Am. Chem. Soc.*, **86**, 1079 (1964).
82. H. C. Brown and C. P. Garg, *J. Am. Chem. Soc.*, **86**, 1085 (1964).
83. H. C. Brown, C. J. Shoaf, and C. P. Garg, *Tetrahedron Lett.*, **1959**, 9.
84. C. P. Garg, Ph.D. Dissertation, Purdue University, Lafayette, Indiana; *Diss. Abstr.*, **23**, 830 (1962) [*C. A.*, **58**, 2329g (1963)].
- 85a. H. Haubenstock and T. Mester, Jr., *J. Org. Chem.*, **48**, 945 (1983).
- 85b. A. I. Belokon, V. N. Bochkarev, V. V. Gavrilenko, T. D. Danina, and G. I. Belik, *Zh. Obshch. Khim.*, **53**, 2042 (1983); *Engl. Transl.*, p. 1843 [*C. A.*, **100**, 22683k (1984)].
86. D. de Peretti, T. Strzalko-Bottin, and J. Seyden-Penne, *Bull. Soc. Chim. Fr.*, **1974**, 2925.
87. F. Weygand, G. Eberhardt, H. Linden, F. Schöfer, and I. Eigen, *Angew. Chem.*, **65**, 525 (1953).
88. H. C. Brown and A. Tsukamoto, *J. Am. Chem. Soc.*, **86**, 1089 (1964).
89. H. C. Brown and A. Tsukamoto, *J. Am. Chem. Soc.*, **81**, 502 (1959).
90. R. Nicoletti and L. Baiocchi, *Ann. Chim. (Rome)*, **50**, 1502 (1960) [*C. A.*, **56**, 9937h (1962)].
91. L. I. Zakharkin, D. N. Maslin, and V. V. Gavrilenko, *Tetrahedron*, **25**, 5555 (1969).
92. T. Sone, S. Terashima, and S. I. Yamada, *Chem. Pharm. Bull.*, **24**, 1273 (1976).
93. A. V. Chebyshev, N. G. Evstratova, G. A. Serebrennikova, and R. P. Evstigneeva, *Zh. Org. Khim.*, **13**, 1175 (1977); *Engl. Transl.*, p. 1081 [*C. A.*, **87**, 84458n (1977)].
94. M. 1 erný, J. Málek, M. 1 apka, and V. Chvalovský, *Collect. Czech. Chem. Commun.*, **34**, 1033 (1969).
95. P. Duhamel, L. Duhamel, and P. Siret, *C. R. Acad. Sci., Ser. C*, **270**, 1750 (1970).
- 96a. T. C. McMorris, *J. Org. Chem.*, **35**, 458 (1970).
- 96b. F. Sondheimer, W. McCrae, and W. G. Salmond, *J. Am. Chem. Soc.*, **91**, 1228 (1969).
- 96c. Schering A.-G., French Patent 1,508,947 (1968) [*C.A.*, **70**, 47719b

- (1969)].
- 96d. Schering A.-G., French Patent 1,509,563 (1968) [C.A., **70**, 88132y (1969)].
- 96e. U. Kerb, G. Schulz, P. Hocks, R. Wiechert, A. Furlenmeier, A. Fürst, A. Langemann, and G. Waldvogel, *Helv. Chim. Acta*, **49**, 1601 (1966).
- 96f. V. V. K. Prasad and S. C. Franklin, *J. Labelled Compd. Radiopharm.*, **22**, 353 (1985).
97. C. H. Kuo, D. Taub, and N. L. Wendler, *Tetrahedron Lett.*, **1972**, 5317.
98. N. S. Ramegowda, M. N. Modi, A. K. Koul, J. M. Bora, C. K. Narang, and N. K. Mathur, *Tetrahedron*, **29**, 3985 (1973).
99. A. I. Meyers and D. L. Comins, *Tetrahedron Lett.*, **1978**, 5179.
100. T. Izawa and T. Mukaiyama, *Chem. Lett.*, **1977**, 1443.
101. T. Izawa and T. Mukaiyama, *Chem. Lett.*, **1978**, 409.
102. T. Izawa and T. Mukaiyama, *Bull. Chem. Soc. Jpn.*, **52**, 555 (1979).
103. M. Hayashi, S. Terashima, and K. Koga, *Tetrahedron*, **37**, 2797 (1981).
104. S. Terashima, M. Hayashi, and K. Koga, *Tetrahedron Lett.*, **21**, 2733 (1980).
105. J. P. Morizur, G. Muzard, J. J. Basselier, and J. Kossanyi, *Bull. Soc. Chim. Fr.*, **1975**, 257.
106. R. S. Davidson, W. H. H. Günther, S. M. Waddington-Feather, and B. Lythgoe, *J. Chem. Soc.*, **1964**, 4907.
107. O. Eisenstein, J. M. Lefour, C. Minot, N. T. Anh, and G. Soussan, *C. R. Acad. Sci., Ser. C*, **274**, 1310 (1972).
108. J. Bottin, O. Eisenstein, C. Minot, and N. T. Anh, *Tetrahedron Lett.*, **1972**, 3015.
109. J. Durand, N. T. Anh, and J. Huet, *Tetrahedron Lett.*, **1974**, 2397.
110. D. H. Miles, P. Loew, W. S. Johnson, A. F. Kluge, and J. Meinwald, *Tetrahedron Lett.*, **1972**, 3019.
111. J. A. Marshall and R. D. Carroll, *J. Org. Chem.*, **30**, 2748 (1965).
112. D. Nasipury, A. Sarkar, and S. K. Konar, *J. Org. Chem.*, **47**, 2840 (1982).
113. M. F. Semmelhack and R. D. Stauffer, *J. Org. Chem.*, **40**, 3619 (1975).
114. M. F. Semmelhack, R. D. Stauffer, and A. Yamashita, *J. Org. Chem.*, **42**, 3180 (1977).
115. M. E. Osborn, J. F. Pegues, and L. A. Paquette, *J. Org. Chem.*, **45**, 167 (1980).
116. M. E. Osborn, S. Kuroda, J. L. Muthard, J. D. Kramer, P. Engel, and L. A. Paquette, *J. Org. Chem.*, **46**, 3379 (1981).

117. J. Huguet, M. Karpf, and A. S. Dreiding, *Helv. Chim. Acta*, **65**, 2413 (1982).
118. P. Vermeer, J. Meijer, C. Eylander, and L. Brandsma, *Recl., J. Roy. Neth. Chem. Soc.*, **95**, 25 (1976).
119. M. Fierň and J. Málek, *Tetrahedron Lett.*, **1969**, 1739.
120. M. Fierň and J. Málek, *Collect. Czech. Chem. Commun.*, **35**, 1216 (1970).
121. M. Fierň and J. Málek, *Collect. Czech. Chem. Commun.*, **35**, 2030 (1970).
122. M. Fierň and J. Málek, *Collect. Czech. Chem. Commun.*, **35**, 3079 (1970).
123. M. Fierň and J. Málek, *Collect. Czech. Chem. Commun.*, **36**, 2394 (1971).
124. L. H. Conover and D. S. Tarbell, *J. Am. Chem. Soc.*, **72**, 3586 (1950).
125. D. O. Cheng, T. L. Bowman, and E. LeGoff, *J. Heterocycl. Chem.*, **13**, 1145 (1976).
126. N. G. Gaylord, *Experientia*, **10**, 166 (1954).
127. S. R. Landor, O. O. Sonola, and A. R. Tatchell, *J. Chem. Soc., Perkin Trans. 1*, **1978**, 605.
128. S. R. Landor, O. O. Sonola, and A. R. Tatchell, *Bull. Chem. Soc. Jpn.*, **57**, 1658 (1984).
129. S. R. Landor, B. J. Miller, and A. R. Tatchell, *J. Chem. Soc., C*, **1966**, 1822.
130. S. R. Landor, B. J. Miller, and A. R. Tatchell, *J. Chem. Soc., C*, **1966**, 2280.
131. S. R. Landor, B. J. Miller, and A. R. Tatchell, *J. Chem. Soc., C*, **1967**, 197.
132. S. R. Landor, O. O. Sonola, and A. R. Tatchell, *J. Chem. Soc., Perkin Trans. 1*, **1974**, 1902.
133. F. Cistone, Ph.D. Dissertation, Drexel University, Philadelphia, PA, 1980; *Diss. Abstr. Int. B*, **41**, 3784 (1981) [C. A., **95**, 24155s (1981)].
134. R. O. Hutchins, W. Y. Su, R. Sivakumar, F. Cistone, and Y. P. Stercho, *J. Org. Chem.*, **48**, 3412 (1983).
135. B. Alcaide, C. Lopez Mardomingo, R. Perez-Ossorio, and J. Plumet, *An. Quím., Sec. C*, **78**, 278 (1982) [C. A., **97**, 181486j (1982)].
136. J. Martin, W. Parker, and R. A. Raphael, *J. Chem. Soc.*, **1964**, 289.
137. J. Martin, W. Parker, B. Shroot, and T. Stewart, *J. Chem. Soc., C*, **1967**, 101.
138. S. C. Chen, *Synthesis*, **1974**, 691.

139. W. Carruthers and M. I. Qureshi, *J. Chem. Soc., C*, **1970**, 2238.
140. E. W. Colvin, R. A. Raphael, and J. S. Roberts, *J. Chem. Soc., D*, **1971**, 858.
141. E. W. Colvin, S. Malchenko, R. A. Raphael, and J. S. Roberts, *J. Chem. Soc., Perkin Trans. 1*, **1973**, 1989.
142. E. W. Colvin, S. Malchenko, R. A. Raphael, and J. S. Roberts, *J. Chem. Soc., Perkin Trans. 1*, **1978**, 658.
- 143a. A. Kasal, *Collect. Czech. Chem. Commun.*, **43**, 1778 (1978).
- 143b. A. Kasal, *Collect. Czech. Chem. Commun.*, **48**, 1489 (1983).
144. A. T. Blomquist, B. F. Hallam, and A. D. Josey, *J. Am. Chem. Soc.*, **81**, 678 (1959).
145. S. H. Graham and A. J. S. Williams, *Tetrahedron*, **21**, 3263 (1965).
146. K. Kotera and K. Kitahonoki, *Org. Prep. Proced. Int.*, **1**, 305 (1969).
147. H. Tanida, T. Okada, and K. Kotera, *Bull. Chem. Soc. Jpn.*, **46**, 934 (1973).
148. J. P. Freeman, *Chem. Rev.*, **73**, 283 (1973).
149. R. C. Orlowski, R. Walter, and DeLoss Winkler, *J. Org. Chem.*, **41**, 3701 (1976).
150. S. R. Landor, O. O. Sonola, and A. R. Tatchell, *J. Chem. Soc., Perkin Trans. 1*, **1974**, 1294.
151. T. Nishiwaki and F. Fujiyama, *Synthesis*, **1972**, 569.
152. L. Ferrero, M. Rouillard, M. Decouzon, and M. Azzaro, *Tetrahedron Lett.*, **1974**, 131.
153. L. Ferrero, S. Geribaldi, M. Rouillard, and M. Azzaro, *Can. J. Chem.*, **53**, 3227 (1975).
154. Y. Girault, M. Decouzon, and M. Azzaro, *Tetrahedron Lett.*, **25**, 2763 (1984).
155. T. Kametani, S. P. Huang, A. Ujiie, M. Ihara, and K. Fukumoto, *Heterocycles*, **4**, 1223 (1976).
156. T. Kametani, A. Ujiie, S. P. Huang, M. Ihara, and K. Fukumoto, *J. Chem. Soc., Perkin Trans. 1*, **1977**, 394.
157. T. Kametani, S. P. Huang, C. Koseki, M. Ihara, and K. Fukumoto, *J. Org. Chem.*, **42**, 3040 (1977).
158. K. Fukumoto, *Heterocycles*, **15**, 9 (1981).
159. S. H. Pine, *Org. React.* **18**, 403 (1970).
160. J. Kuszmann, P. Sohár, G. Horváth, and Z. Méhesfalvi-Vajna, *Tetrahedron*, **30**, 3905 (1974).
161. H. C. Brown and P. M. Weissman, *J. Am. Chem. Soc.*, **87**, 5614 (1965).
162. S. Cucinella, *German Offen.* 2,849,767 (1979) [*C. A.*, **91**, 174814n]

(1979)].

163. S. Cucinella, G. Dozzi, and G. Del Piero Assoreni, *J. Organomet. Chem.*, **224**, 1 (1982).
164. G. Dozzi, S. Cucinella, and M. Bruzzzone, *J. Organomet. Chem.*, **224**, 13 (1982).
165. S. Cucinella, G. Dozzi, and M. Bruzzzone, *J. Organomet. Chem.*, **224**, 21 (1982).
166. N. K. Efimov, S. N. Tsiomo, A. I. Gorbunov, G. I. Samokhvalov, L. P. Davydova, A. V. Bogatskii, and N. G. Luk'yanenko, *Nov. Obl. Primeneniya Metallorgan. Soedin., M.*, **1983**, 112 [C. A., **101**, 151362z (1984)].
167. V. Ba E ant, M. 1 apka, M. 1 erný, V. Chvalovský, K. Kochloefl. M. Kraus, and J. Málek, *Tetrahedron Lett.*, **1968**, 3303.
168. M. 1 erný, J. Málek, M. 1 apka, and V. Chvalovský, *Collect. Czech. Chem. Commun.*, **34**, 1025 (1969).
169. A. Hajós, *Complex Hydrides and Related Reducing Agents in Organic Synthesis*, Elsevier, Amsterdam, 1979.
170. K. K. Chan, N. Cohen, J. P. De Noble, A. C. Specian, Jr., and G. Saucy, *J. Org. Chem.*, **41**, 3497 (1976).
171. N. Cohen, W. F. Eichel, R. J. Lopresti, C. Neukom, and G. Saucy, *J. Org. Chem.*, **41**, 3505 (1976).
172. K. K. Chan and G. Saucy, U.S. Patent 4,045,475 (1977) [C. A., **87**, 183979q (1977)].
173. W. G. Brown, *Org. React.* **6**, 469 (1951).
174. H. C. Brown, P. M. Weissman, and N. M. Yoon, *J. Am. Chem. Soc.* **88**, 1458 (1966).
175. N. M. Yoon and B. T. Cho, *Tetrahedron Lett.*, **23**, 2475 (1982).
176. V. Prelog and D. Bedekovi ~ , *Helv. Chim. Acta*, **62**, 2285 (1979).
177. N. Pourahmady and E. J. Eisenbraun, *J. Org. Chem.*, **48**, 3067 (1983).
178. R. Pappo and C. J. Jung, German Offen. 2,321,984 (1973) [C.A., **80**, 26827b (1974)].
179. R. Pappo and C. J. Jung, U.S. Patent 3,969,391 [C.A., **86**, 55057e (1977)].
180. J. Nickel, E. Seeger, W. Engel, G. Engelhardt, and A. Eckenfels, German Offen. 2,047,804 (1972) [C.A., **77**, 34157m (1972)].
181. J. Kraemer, H. E. Radunz, D. Orth, M. Baumgarth, and P. Bruneau, German Offen. 2,513,371 (1976) [C.A., **86**, 55069k (1977)].
182. H. E. Radunz, J. Kraemer, M. Baumgarth, and D. Orth, German Offen. 2,422,924 (1975) [C.A., **84**, 121284p (1976)].
183. S. W. Chaikin and W. G. Brown, *J. Am. Chem. Soc.*, **71**, 122 (1949).

184. H. C. Brown, S. C. Kim, and S. Krishnamurthy, *J. Org. Chem.*, **45**, 1 (1980).
185. W. R. Roush, *J. Am. Chem. Soc.*, **100**, 3599 (1978).
186. N. R. A. Beeley, R. Peel, J. K. Sutherland, J. J. Holohan, K. B. Mallion, and G. J. Sependa, *Tetrahedron*, **37** (Suppl. No. 1), 411 (1981).
187. H. Heimgartner, L. Ulrich, H. J. Hansen, and H. Schmid, *Helv. Chim. Acta*, **54**, 2313 (1971).
188. E. Ade, G. Helmchen, and G. Heiligenmann, *Tetrahedron Lett.*, **21**, 1137 (1980).
189. T. P. Johnston, G. S. McCaleb, S. D. Clayton, J. L. Frye, C. A. Krauth, and J. A. Montgomery, *J. Med. Chem.*, **20**, 279 (1977).
190. A. K. Bose, M. Tsai, J. C. Kapur, and M. S. Manhas, *Tetrahedron*, **29**, 2355 (1973).
191. E. Stephen and H. Stephen, *J. Chem. Soc.*, **1957**, 490.
192. T. Fujisawa, T. Mori, S. Tsuge, and T. Sato, *Tetrahedron Lett.*, **24**, 1543 (1983).
193. T. D. Hubert, D. P. Eyman, and D. F. Wiemer, *J. Org. Chem.*, **49**, 2279 (1984).
194. W. Kreiser, L. Janitschke, W. Voss, L. Ernst, and W. S. Sheldrick, *Chem. Ber.*, **112**, 397 (1979).
195. D. Taub, N. N. Girotra, R. D. Hoffsommer, C. H. Kuo, H. L. Slate, S. Weber, and N. L. Wendler, *Tetrahedron*, **24**, 2443 (1968).
196. D. Gravel, R. Deziel, F. Brisse, and L. Hechler, *Can. J. Chem.*, **59**, 2997 (1981).
197. D. M. Bailey and R. E. Johnson, *J. Org. Chem.*, **35**, 3574 (1970).
198. S. Narasimhan, *Heterocycles*, **18**, 131 (1982).
- 199a. K. Miyano, Y. Ohfuné, S. Azuma, and T. Matsumoto, *Tetrahedron Lett.*, **1974**, 1545.
- 199b. G. R. Lenz, *J. Org. Chem.*, **41**, 3532 (1976).
- 199c. V. Pouzar, P. Drašar, I. 1 erný, and M. Havel, *Collect. Czech. Chem. Commum.*, **50**, 869 (1985).
- 199d. M. Harnik and Y. Aharonovitz, Israeli Patent 62, 501 (1985) [*C.A.*, **103**, 160768e (1985)].
200. M. Cushman and J. Mathew, *J. Org. Chem.*, **46**, 4921 (1981).
201. D. O. Shah and K. N. Trivedi, *Indian J. Chem.*, **15B**, 599 (1977).
202. B. J. Clark, R. Grayshan, and D. D. Miller, *J. Chem. Soc., Perkin Trans. 1*, **1983**, 2237.
203. E. Gellert, *J. Nat. Prod.*, **45**, 50 (1982) [*C.A.*, **96**, 117643k (1982)].
204. T. F. Buckley III and H. Rapoport, *J. Org. Chem.*, **48**, 4222 (1983).

- 205a. C. Tamm, *Helv. Chim. Acta*, **43**, 338 (1960); German Offen. 1,134,668 (1962) [C.A., **58**, 3496f (1963)].
- 205b. U. Stache, W. Fritsch, W. Haede, K. Radscheit, and K. Fachinger, *Justus Liebigs Ann. Chem.*, **726**, 136 (1969).
- 205c. W. Fritsch, U. Stache, W. Haede, K. Radscheit, and H. Ruschig, *Justus Liebigs Ann. Chem.*, **721**, 168 (1969).
- 205d. U. Stache, K. Radscheit, W. Fritsch, H. Kohl, W. Haede, and H. Ruschig, *Tetrahedron Lett.*, **1969**, 3033.
- 205e. U. Stache, K. Radscheit, W. Fritsch, and W. Haede, *Justus Liebigs Ann. Chem.*, **1974**, 608.
- 205f. Y. Kamano and G. R. Pettit, *J. Org. Chem.*, **39**, 2629 (1974).
- 205g. Y. Kamano, G. R. Pettit, and M. Tozawa, *J. Chem. Soc., Perkin Trans. 1*, **1975**, 1972.
- 206a. L. Lábler, *Collect. Czech. Chem. Commun.*, **26**, 724 (1961).
- 206b. M. S. Ragab, H. Linde, and K. Meyer, *Helv. Chim. Acta*, **45**, 1794 (1962).
- 206c. U. Kerb, H. D. Berndt, U. Eder, R. Wiechert, P. Buchschacher, A. Furlenmeier, A. Fürst, and M. Müller, *Experientia*, **27**, 759 (1971).
- 206d. U. Valcavi, B. Corsi, R. Caponi, S. Innocenti, and P. Martelli, *J. Med. Chem.*, **18**, 1258 (1975).
- 206e. R. M. Weier and L. M. Hofmann, *J. Med. Chem.*, **20**, 1304 (1977).
- 206f. H. P. Albrecht, *Justus Liebigs Ann. Chem.*, **1980**, 886.
- 206g. U. Stache, K. Radscheit, W. Haede, and W. Fritsch, *Justus Liebigs Ann. Chem.*, **1982**, 342.
- 206h. R. Dhal, E. Brown, and J. P. Robin, *Tetrahedron*, **39**, 2787 (1983).
- 207a. L. Sawlewicz and K. Meyer, *Pharm. Acta Helv.*, **45**, 261 (1970) [C.A., **72**, 133061d (1970)]
- 207b. M. E. Wolff and S. Y. Cheng, *J. Org. Chem.*, **32**, 1029 (1967).
- 207c. P. Wieland, *Helv. Chim. Acta*, **62**, 2276 (1979).
- 207d. P. Welzel, H. Stein, and T. Milkova, *Justus Liebigs Ann. Chem.*, **1982**, 2119.
- 207e. M. Ando, A. Ono, and K. Takase, *Chem. Lett.*, **1984**, 493.
- 207f. D. W. Brooks, H. S. Bevinakatti, E. Kennedy, and J. Hathaway, *J. Org. Chem.*, **50**, 628 (1985).
- 208a. A. Lardon, K. Stöckel, and T. Reichstein, *Helv. Chim. Acta*, **53**, 167 (1970).
- 208b. U. Stache, K. Radscheit, W. Fritsch, W. Haede, H. Kohl, and H. Ruschig, *Justus Liebigs Ann. Chem.*, **750**, 149 (1971).
- 208c. C. R. Lenz and J. A. Schulz, *J. Org. Chem.*, **43**, 2334 (1978).

- 208d. K. Nickisch, H. Laurent, and R. Wiechert, *Tetrahedron Lett.*, **22**, 3833 (1981).
- 208e. J. Engel, O. Isaac, K. Posselt, K. Thiemer, and H. Uthemann, *Arzneim-Forsch.*, **33**, 1215 (1983) [C.A., **100**, 34743t (1984)].
- 208f. H. Asada, T. Miyase, and S. Fukushima, *Chem. Pharm. Bull.*, **32**, 3403 (1984).
- 208g. R. Kwok and M. E. Wolff, *J. Org. Chem.*, **28**, 423 (1963).
- 208h. F. S. Alvarez and A. N. Watt, *J. Org. Chem.*, **37**, 3725 (1972).
209. R. B. Woodward, E. Logusch, K. P. Nambiar, K. Sakan, D. E. Ward, B. W. Au-Yeung, P. Balaram, L. J. Browne, P. J. Card, C. H. Chen, R. B. Chênevert, A. Fliri, K. Frobel, H. J. Gais, D. G. Garratt, K. Hayakawa, W. Heggie, D. P. Hesson, D. Hoppe, I. Hoppe, J. A. Hyatt, D. Ikeda, P. A. Jacobi, K. S. Kim, Y. Kobuke, K. Kojima, K. Krowicki, V. J. Lee, T. Leutert, S. Malchenko, J. Martens, R. S. Matthews, B. S. Ong, J. B. Press, T. V. Rajan Babu, G. Rousseau, H. M. Sauter, M. Suzuki, K. Tatsuta, L. M. Tolbert, E. A. Truesdale, I. Uchida, Y. Ueda, T. Uyehara, A. T. Vasella, W. C. Vladuchick, P. A. Wade, R. M. Williams, and H. N. C. Wong, *J. Am. Chem. Soc.*, **103**, 3213 (1981).
210. R. Noyori, *Kankyo Kagaku Tokubetsu Kenkyu Kenkyu Hokokushu*, **1980**, B43-R-32-6, Kagakuteki Kankyo Kaizen Gijutsu, 33 [C.A., **93**, 166992v (1980)].
211. R. Noyori, I. Tomino, and M. Nishizawa, *J. Am. Chem. Soc.*, **101**, 5843 (1979).
212. R. Noyori, *Pure Appl. Chem.*, **53**, 2315 (1981).
213. R. Noyori, I. Tomino, M. Yamada, and M. Nishizawa, *J. Am. Chem. Soc.*, **106**, 6717 (1984).
214. R. Noyori, I. Tomino, Y. Tanimoto, and M. Nishizawa, *J. Am. Chem. Soc.*, **106**, 6709 (1984).
215. R. Noyori and M. Suzuki, *Angew. Chem.*, **96**, 854 (1984); *Angew. Chem. Int. Ed., Engl.*, **23**, 847 (1984).
216. E. J. Corey, K. Shimoji, and C. Shih, *J. Am. Chem. Soc.*, **106**, 6425 (1984).
217. K. Yamamoto, H. Fukushima, and M. Nakazaki, *J. Chem. Soc., Chem. Commun.*, **1984**, 1490.
218. H. Suda, S. Kanoh, N. Umeda, M. Ikka, and M. Toto, *Chem. Lett.*, **1984**, 899.
219. J. A. Marshall and R. D. Royce, Jr., *J. Org. Chem.*, **47**, 693 (1982).
220. J. W. Clark-Lewis and D. C. Skingle, *Aust. J. Chem.*, **20**, 2169 (1967).
- 221a. J. Kitchin and R. J. Stoodley, *J. Chem. Soc., Perkin Trans. 1*, **1973**, 22.
- 221b. K. Kefurt, Z. Kefurtová, and J. Jarý, *Collect. Czech. Chem. Commun.*,

- 41**, 1791 (1976).
- 221c. K. Kefurt, K. 1 apek, J. 1apková, Z. Kefurtová, and J. Jarý, Collect. Czech. Chem. Commun., **37**, 2985 (1972).
- 221d. V. N. Shibaev, V. A. Petrenko, L. L. Danilov, N. S. Utkina, M. I. Struchkova, and N. K. Kochetkov, Izv. Akad. Nauk SSSR, Ser. Khim., **1980**, 158; *Engl. Transl.*, p. 143 [C.A., **92**, 215658 (1980)].
- 221e. H. Wehrli, Chimia, **23**, 403 (1969) [C.A., **72**, 43977c (1970)].
222. E. Winterfeldt, Synthesis, **1975**, 617.
- 223a. W. E. Parham and L. D. Huestis, J. Am. Chem. Soc., **84**, 813 (1962).
- 223b. L. Eignerová and A. Kasal, Collect. Czech. Chem. Commun., **41**, 1056 (1976).
- 223c. A. Kasal and A. Trka, Collect. Czech. Chem. Commun., **42**, 1389 (1977).
224. N. N. Girotra and N. L. Wendler, Tetrahedron Lett., **1975**, 227.
225. F. J. McQuillin and R. B. Yeats, J. Chem. Soc., **1965**, 4273.
226. R. Kanazawa, H. Kotsuki, and T. Tokoroyama, Tetrahedron Lett., **1975**, 3651.
227. T. Tokoroyama, K. Matsuo, H. Kotsuki, and R. Kanazawa, Tetrahedron, **36**, 3377 (1980).
228. H. K. Hung, H. Y. Lam, W. Niemczura, M. C. Wang, and C. M. Wong, Can. J. Chem., **56**, 638 (1978).
229. M. Shamma and L. Töke, Tetrahedron, **31**, 1991 (1975).
230. H. Disselnkötter, F. Lieb, H. Oedinger, and D. Wendisch, Justus Liebigs Ann. Chem., **1982**, 150.
231. I. Nagakura, S. Maeda, M. Ueno, M. Funamizu, and Y. Kitahara, Chem. Lett., **1975**, 1143.
232. S. Tsuboi, K. Shimosuma, and A. Takeda, J. Org. Chem., **45**, 1517 (1980).
233. M. M. Midland and A. Tramontano, Tetrahedron Lett., **21**, 3549 (1980).
234. K. Matsumoto, P. Stark, and R. G. Meister, J. Med. Chem., **20**, 25 (1977).
235. M. K. Rastogi, C. Kamla, R. P. Kapoor, and C. P. Garg, Indian J. Chem., **17B**, 34 (1979).
- 236a. A. Yogev and Y. Mazur, J. Am. Chem. Soc., **87**, 3520 (1965).
- 236b. A. Kasal, Collect. Czech. Chem. Commun., **44**, 1619 (1979).
- 236c. E. W. Colvin, J. Martin, W. Parker, R. A. Raphael, B. Shroot, and M. Doyle, J. Chem. Soc., Perkin Trans. 1, **1972**, 860.
- 236d. A. Kasal, Collect. Czech. Chem. Commun., **43**, 498 (1978).
237. W. R. Roush and T. E. D'Ambra, J. Org. Chem., **46**, 5045 (1981).

- 238a. J. Vit, B. 1 ásenský, M. Mamula, and J. Machá ěek, U.S. Patent, 3,829,449 (1974).
- 238b. E. T. Kaiser, U.S. Patent 4,163,744 (1979) [C.A., **92**, 59114t (1980)].
- 238c. V. Kumar and W. A. Remers, J. Med. Chem., **22**, 432 (1979).
- 238d. K. L. Bhat, Shin-Yih Chen, and M. M. Joullié, Heterocycles, **23**, 691 (1985).
- 238e. E. T. Kaiser, U.S. Patent 4,354,972 (1982) [C.A., **98**, 72568n (1983)].
239. A. Holý, Collect, Czech, Chem. Commun., **49**, 2148 (1984).
240. N. Cohen, R. J. Lopresti, and G. Saucy, J. Am. Chem. Soc., **101**, 6710 (1979).
241. D. M. Gash and P. D. Woodgate, Aust. J. Chem., **32**, 1863 (1979).
- 242a. S. Torii and T. Inokuchi, Bull. Chem. Soc. Jpn., **53**, 2642 (1980).
- 242b. C. Iwata, Y. Takemoto, H. Kubota, T. Kuroda, and T. Imanishi, Tetrahedron Lett., **26**, 3231 (1985).
- 242c. C. Iwata, H. Kubota, M. Yamada, Y. Takemoto, S. Uchida, T. Tanaka, and T. Imanishi, Tetrahedron Lett., **25**, 3339 (1984).
243. J. A. Marshall and H. Cohen, J. Org. Chem., **30**, 3475 (1965).
244. J. A. Marshall, M. T. Pike, and R. D. Carroll, J. Org. Chem., **31**, 2933 (1966).
245. J. A. Marshall, N. H. Andersen, and R. A. Hochstetler, J. Org. Chem., **32**, 113 (1967).
246. B. Weiss, Chem. Phys. Lipids, **19**, 347 (1977).
247. S. Takano, M. Morimoto, and K. Ogasawara, Yakugaku Zasshi, **103**, 1257 (1983) [C.A., **101**, 7444k (1984)].
248. J. K. Whitesell, D. Deyo, and A. Bhattacharya, J. Chem. Soc., Chem. Commun., **1983**, 802.
249. K. Yamakawa, K. Nishitani, A. Murakami, and A. Yamamoto, Chem. Pharm. Bull., **31**, 3397 (1983).
250. D. D. Weller and E. P. Stirchak, J. Org. Chem., **48**, 4873 (1983).
251. J. D. Elliot, A. B. Kelson, N. Purcell, R. J. Stoodley, and M. N. Palfreyman, J. Chem. Soc., Perkin Trans. 1, **1983**, 2441.
252. N. Mongelli, A. Andreoni, L. Zuliani, and C. A. Gandolfi, Tetrahedron Lett., **24**, 3527 (1983).
253. G. Schulz and H. Berner, Tetrahedron, **40**, 905 (1984).
- 254a. B. Douglas and J. A. Weisbach, U.S. Patent, 3,455,936 (1969) [C.A., **71**, 91450b (1969)].
- 254b. B. Douglas and J. A. Weisbach, U.S. Patent 3,507,877 (1970) [C.A., **73**, 14825s (1970)].

- 254c. J. Fajkoš and F. Šorm, *Chem. Listy*, **52**, 505 (1958) [C.A., **53**, 4349b (1959)].
- 254d. J. Joska, J. Fajkoš, and F. Šorm, *Chem. Ind. (London)*, **1958**, 1665.
- 254e. J. Fajkoš and F. Šorm, *Collect. Czech. Chem. Commun.*, **24**, 766 (1959).
- 254f. J. Fajkoš and F. Šorm, *Chem. Listy*, **52**, 2115 (1958) [C.A., **53**, 5342d (1959)].
255. M. Arnó, M. Carda, J. A. Marco, and E. Seoane, *Chem. Lett.*, **1984**, 1021.
256. M. Kocór and W. Wojciechowska, *Pol. J. Chem.*, **54**, 1907 (1980) [C.A., **95**, 98131c (1981)].
257. S. Torii, H. Tanaka, T. Inokuchi, and K. Tomozane, *Bull. Chem. Soc. Jpn.*, **55**, 3947 (1982).
258. A. Horeau, H. B. Kagan, and J. P. Vigneron, *Bull. Soc. Chim. Fr.*, **1968**, 3795.
259. Y. Konishi, M. Kawamura, Y. Iguchi, Y. Arai, and M. Hayashi, *Tetrahedron*, **37**, 4391 (1981).
- 260a. Nitto Electric Industrial Co., Ltd., Japanese Patent (Tokkyo Koho) 59,157,055 (84,157,055) (1984) [C.A., **102**, 61994y (1985)].
- 260b. W. H. Okamura, R. Peter, and W. Reischl, *J. Am. Chem. Soc.*, **107**, 1034 (1985).
- 260c. K. H. Marx, P. Raddatz, and E. Winterfeldt, *Justus Liebigs Ann. Chem.*, **1984**, 474.
261. T. Takahashi, H. Okumoto, and J. Tsuji, *Tetrahedron Lett.*, **25**, 1925 (1984).
262. E. J. Corey and N. W. Boaz, *Tetrahedron Lett.*, **25**, 3055 (1984).
263. F. Yasuhara and S. Yamaguchi, *Tetrahedron Lett.*, **21**, 2827 (1980).
264. K. Kabuto and H. Ziffer, *J. Org. Chem.*, **40**, 3467 (1975).
265. K. Kabuto, H. Shindo, and H. Ziffer, *J. Org. Chem.*, **42**, 1742 (1977).
266. D. Valentine, Jr. and J. W. Scott, *Synthesis*, **1978**, 329.
267. P. W. Collins, E. Z. Dajani, R. Pappo, A. F. Gasiecki, R. G. Bianchi, and E. M. Woods, *J. Med. Chem.*, **26**, 786 (1983).
268. C. J. Sih, J. B. Heather, G. P. Peruzzotti, P. Price, R. Sood, and L. F. Hsu Lee, *J. Am. Chem. Soc.*, **95**, 1676 (1973).
269. C. J. Sih, J. B. Heather, R. Sood, P. Price, G. P. Peruzzotti, L. F. Hsu Lee, and S. S. Lee, *J. Am. Chem. Soc.*, **97**, 865 (1975).
270. J. G. Murphy, *J. Med. Chem.*, **8**, 267 (1965).
271. O. E. Edwards, L. Fonzes, and L. Marion, *Can. J. Chem.*, **44**, 583 (1966).
272. M. D. Higgs and D. J. Faulkner, *J. Org. Chem.*, **43**, 3454 (1978).

273. D. B. Stierle and D. J. Faulkner, *J. Org. Chem.*, **45**, 3396 (1980).
274. S. W. Pelletier, J. Finer-Moore, R. C. Desai, N. V. Mody, and H. K. Desai, *J. Org. Chem.*, **47**, 5290 (1982).
275. R. van der Linde, L. van der Wolf, H.J.J. Pabon, and D. A. van Dorp, *Recl., J. Roy. Neth. Chem. Soc.*, **94**, 257 (1975).
276. B. Lythgoe, R. Manwaring, J. R. Milner, T. A. Moran, M. E. N. Nambudiry, and J. Tideswell, *J. Chem. Soc., Perkin Trans. 1*, **1978**, 387.
- 277a. M. Karpf and C. Djerassi, *Tetrahedron Lett.*, **21**, 1603 (1980).
- 277b. P. Drašar, V. Pouzar, I. 1 erný, M. Havel, S. N. Ananchenko, and I. V. Torgov, *Collect. Czech. Chem. Commun.*, **47**, 1240 (1982).
- 277c. L. Nedelec and V. Torelli, European Patent Application 23,856 (1981) [C.A., **95**, 98147n (1981)].
- 277d. L. Nedelec, V. Torelli, and M. Hardy, French Demande 2,498,607 (1982) [C.A., **98**, 72560d (1983)].
- 277e. L. Nedelec and V. Torelli, French Demande 2,498,608 (1982) [C.A., **98**, 72562f (1983)].
- 277f. J. E emli / ka, J. V. Freisler, R. Gasser, and J. P. Horwitz, *J. Org. Chem.*, **38**, 990, 1973.
- 277g. C. A. Henrick, F. Schaub, and J. B. Siddall, *J. Am. Chem. Soc.*, **94**, 5374 (1972).
278. C. A. Henrick, F. Schaub, and J. B. Siddall, *J. Am. Chem. Soc.*, **94**, 8647 (1972).
279. T. Sugiyama, A. Kobayashi, K. Yamashita, and T. Suzuki, *Agric. Biol. Chem.*, **36**, 2275 (1972) [C.A., **78**, 110644f (1973)].
280. S. Uesato, K. Kobayashi, and H. Inouye, *Chem. Pharm. Bull.*, **30**, 3942 (1982).
281. R. Noyori, I. Umeda, and T. Ishigami, *J. Org. Chem.*, **37**, 1542 (1972).
282. B. R. Snider and D. Rodini, *Tetrahedron Lett.*, **1978**, 1399.
283. J. M. Fortunato and B. Ganem, *J. Org. Chem.*, **41**, 2194 (1976).
284. L. I. Zakharkin and I. M. Khorlina, *Tetrahedron Lett.*, **1962**, 619.
285. L. I. Zakharkin and I. M. Khorlina, *Izv. Akad. Nauk SSSR, Ser. Khim.*, **1962**, 538; *Engl. Transl.*, p. 497 [C.A., **57**, 14924d (1962)].
286. L. I. Zakharkin and I. M. Khorlina, *Izv. Akad. Nauk SSSR, Ser. Khim.*, **1963**, 316; *Engl. Transl.*, p. 288.
287. L. I. Zakharkin, V. V. Gavrilenko, D. N. Maslin, and I. M. Khorlina, *Tetrahedron Lett.*, **1963**, 2087.
288. L. I. Zakharkin, V. V. Gavrilenko, and D. N. Maslin, *Izv. Akad. Nauk SSSR, Ser. Khim.*, **1964**, 926; *Engl. Transl.*, p. 867. [C.A., **61**, 5505c (1964)].

289. L. I. Zakharkin and I. M. Khorlina, *Izv. Akad. Nauk SSSR, Ser. Khim.*, **1964**, 465; *Engl. Transl.*, p. 435 [C.A., **60**, 15765d (1964)].
290. C. L. J. Wang, *Tetrahedron Lett.*, **23**, 1067 (1982).
291. S. Ayral-Kaloustian and W. C. Agosta, *J. Org. Chem.*, **46**, 4880 (1981).
292. I. Kompis and A. Wick, *Helv. Chim. Acta*, **60**, 3025 (1977).
293. H. Bartsch and O. Schwarz, *J. Heterocycl. Chem.*, **19**, 1189 (1982).
- 294a. C. H. DePuy, R. L. Parton, and T. Jones, *J. Am. Chem. Soc.*, **99**, 4070 (1977).
- 294b. R. Breslow, J. Lockhart, and A. Small, *J. Am. Chem. Soc.*, **84**, 2793 (1962).
295. E. Schenker, *Angew. Chem.*, **73**, 81 (1961).
296. M. N. Rerick, in *Reduction*, R. L. Augustine, Ed., Marcel Dekker, New York, 1968, pp. 1–94.
297. W. H. Tambllyn, D. H. Weingold, E. D. Snell, and R. E. Waltermire, *Tetrahedron Lett.*, **23**, 3337 (1982).
- 298a. W. H. White and W. K. Fife, *J. Am. Chem. Soc.*, **83**, 3846 (1961).
- 298b. S. I. Goldberg, *J. Org. Chem.*, **25**, 482 (1960).
- 298c. M. Cais and A. Modiano, *Chem. Ind. (London)*, **1960**, 202.
- 298d. T. H. Coffield, K. G. Ihrman, and W. Burns, *J. Am. Chem. Soc.*, **82**, 1251 (1960).
- 298e. A. Bowers and J. A. Edwards, U.S. Patent 3,155,695 (1964) [C.A., **62**, 10488a (1965)].
- 298f. E. Ritchie, R. G. Senior, and W. C. Taylor, *Aust. J. Chem.*, **22**, 2371 (1969).
- 298g. T. H. Coffield, K. G. Ihrman, and W. Burns, *J. Am. Chem. Soc.*, **82**, 4209 (1960).
299. B. H. Lee and M. J. Miller, *Tetrahedron Lett.*, **25**, 927 (1984).
300. M. Pailer and H. Gutwillinger, *Monatsh. Chem.*, **108**, 653 (1977).
301. E. H. White, R. E. K. Winter, R. Graeve, U. Zirngibl, E. W. Friend, H. Maskill, U. Mende, G. Kreiling, H. P. Reisenauer, and G. Maier, *Chem. Ber.*, **114**, 3906 (1981).
302. H. Rutner and P. E. Spoerri, *J. Org. Chem.*, **28**, 1898 (1963).
303. E. D. Bergmann and A. Cohen, *Tetrahedron Lett.*, **1965**, 1151.
304. G. E. Lewis, *J. Org. Chem.*, **30**, 2433 (1965).
305. D. Blackburn and G. Burguard, *J. Pharm. Sci.*, **54**, 1586 (1965).
306. W. G. Filby and K. Günther, *J. Labelled Compd. Radiopharm.*, **9**, 321 (1973).
307. H. Rakoff, *J. Labelled Compd. Radiopharm.*, **12**, 473 (1976).

308. S. E. Najjar, M. I. Blake, and M. C. Lu, *J. Labelled Compd. Radiopharm.*, **15** (Suppl. Vol.), 71 (1978).
309. G. W. J. Fleet and P. J. C. Harding, *Tetrahedron Lett.*, **1979**, 975.
310. R. O. Hutchins and M. Markowitz, *Tetrahedron Lett.*, **21**, 813 (1980).
311. P. Four and F. Guibe, *J. Org. Chem.*, **46**, 4439 (1981).
312. E. Mosettig, *Org. React*, **4**, 362 (1948).
313. O. Kříž, B. Fásenský, and O. Štrouf, *Collect. Czech. Chem. Commun.*, **38**, 842 (1973).
314. F. E. Ziegler and H. Lim, *J. Org. Chem.*, **49**, 3278 (1984).
315. J. Kuthan, J. Procházková, and E. Janečková, *Collect. Czech. Chem. Commun.*, **33**, 3558 (1968).
316. G. R. Newkome and T. Kawato, *J. Org. Chem.*, **44**, 2693 (1979).
317. E. Auderhaar, J. E. Baldwin, D. H. R. Barton, D. J. Faulkner, and M. Slaytor, *J. Chem. Soc., C*, **1971**, 2175.
318. J. A. Profitt, D. S. Watt, and E. J. Corey, *J. Org. Chem.*, **40**, 127 (1975).
319. G. Hesse and R. Schrödel, *Justus Liebigs Ann. Chem.*, **607**, 24 (1957).
320. G. Hesse and R. Schrödel, *Angew. Chem.*, **68**, 438 (1956).
321. I. Stibor, M. Janda, and J. Šrogl, *Z. Chem.*, **10**, 342 (1970).
322. L. I. Zakharkin and I. M. Khorlina, *Dokl. Akad. Nauk SSSR*, **116**, 422 (1957) [*C.A.*, **52**, 8040f (1958)].
323. E. Mosettig, *Org. React*, **8**, 218 (1954).
324. K. R. Varma and E. Caspi, *J. Org. Chem.*, **34**, 2489 (1969).
- 324a. B. Gadsby, M. R. G. Leeming, G. Greenspan, and H. Smith, *J. Chem. Soc., C*, **1968**, 2647.
- 324b. H. Saeki, T. Iwashige, E. Ohki, K. Furuya, and M. Shirasaka, *Ann. Sankyo Res. Lab.*, **19**, 137 (1967) [*C.A.*, **68**, 96075f (1968)].
- 324c. J. A. Montgomery and K. Hewson, *J. Org. Chem.*, **29**, 3436 (1964).
325. N. M. Waldron, *J. Chem. Soc., C*, **1968**, 1914.
326. W. H. Moos, R. D. Gless, and H. Rapoport, *J. Org. Chem.*, **48**, 227 (1983).
327. R. D. Gless and H. Rapoport, *J. Org. Chem.*, **44**, 1324 (1979).
328. H. Böhme and P. N. Sutoyo, *Justus Liebigs Ann. Chem.*, **1982**, 1643.
329. A. Matsuura, M. Akatsu, M. Sunagawa, K. Ishizumi, and J. Katsube, *Japanese Patent 77 91,893* [*C.A.*, **88**, 22874g (1978)].
330. H. H. Ong, J. A. Profitt, J. Fortunato, E. J. Glamkowski, D. B. Ellis, H. M. Geyer III, J. C. Wilker, and H. Burghard, *J. Med. Chem.*, **26**, 981 (1983).

331. M. Schlosser and Z. Brich, *Helv. Chim. Acta*, **61**, 1903 (1978).
332. K. Kato, T. Takita, and H. Umezawa, *Tetrahedron Lett.*, **21**, 4925 (1980).
- 333a. P. G. Baraldi, A. Barco, S. Benetti, F. Moroder, G. P. Pollini, and D. Simoni, *J. Org. Chem.*, **48**, 1297 (1983).
- 333b. R. E. Ireland and F. R. Brown, Jr., *J. Org. Chem.*, **45**, 1868 (1980).
- 333c. G. J. Bird, D. J. Collins, F. W. Eastwood, R. H. Exner, M. L. Romanelli, and D. D. Small, *Aust. J. Chem.*, **32**, 783 (1979).
334. Continental Oil Co., British Patent 938,044 (1964) [*C.A.*, **60**, 2764e (1964)].
335. K. Kefurt, Z. Kefurtová, and J. Jarý, *Collect. Czech. Chem. Commun.*, **37**, 1035 (1972).
336. G. R. Newkome, T. Kawato, and A. Nayak, *J. Org. Chem.*, **44**, 2697 (1979).
337. D. Berney and K. Schuh, *Helv. Chim. Acta*, **63**, 918 (1980).
338. J. P. Kutney, R. A. Badger, J. F. Beck, H. Bosshardt, F. S. Matough, V. E. Ridaura-Sanz, Y. H. So, R. S. Sood, and B. R. Worth, *Can. J. Chem.*, **57**, 289 (1979).
339. A. Brossi and S. Teitel, *Helv. Chim. Acta*, **53**, 1779 (1970).
340. H. Bartsch and O. Schwarz, *Arch. Pharm. (Weinheim, W. Germany)*, **315**, 538 (1982) [*C.A.*, **97**, 92217e (1982)].
341. A. Hajós, *Komplexe Hydride*, VEB Deutscher Verlag der Wissenschaften, East Berlin, 1966.
342. H. C. Brown and A. Tsukamoto, *J. Am. Chem. Soc.*, **83**, 4549 (1961).
343. L. I. Zakharkin and I. M. Khorlina, *Izv. Akad. Nauk SSSR, Ser. Khim.*, **1959**, 2146; *Engl. Transl.*, p. 1865 [*C.A.*, **54**, 10932b (1960)].
- 344a. D. B. Tulshian and B. Fraser-Reid, *J. Org. Chem.*, **49**, 518 (1984).
- 344b. K. Šindeláková, J. Holubek, and M. Protiva, *Heterocycles*, **9**, 1498 (1978).
345. E. Renk, P. R. Shafer, W. H. Graham, R. H. Mazur, and J. D. Roberts, *J. Am. Chem. Soc.*, **83**, 1987 (1961).
346. M. Grdinic, D. A. Nelson, and V. Boekelheide, *J. Am. Chem. Soc.*, **86**, 3357 (1964).
347. L. Ruzicka, M. Kobelt, O. Häflinger, and V. Prelog, *Helv. Chim. Acta*, **32**, 544 (1949).
348. M. Ferles, *Chem. Listy*, **52**, 2184 (1958) [*C.A.*, **53**, 6225h (1959)].
349. G. A. Swan and J. D. Wilcock, *J. Chem. Soc., Perkin Trans. 1*, **1974**, 885.
350. V. Kubánek, J. Králík, J. Mařík, and J. Kondelíková, *Chem. Pr*

- 1/4 m., **25**, 628 (1975) [C.A., **85**, 6120r (1976)].
351. V. Kubánek, J. Králí / ek, and J. Kondelíková, Czech. Patent 1 66,482 (1976) [C.A., **87**, 40072c (1977)].
352. B. 1 ásenský, J. Machá / ek, O. K | í E , and V. Kubánek, German Offen. 2,655,889 (1977) [C.A., **87**, 138040r (1977)].
353. O. K | í E , B. 1 ásenský, J. Machá / ek, and P. Sochor, Chem. Pr 1/4 m., **28**, 76 (1978) [C.A., **89**, 110523t (1978)].
354. V. Kubánek, J. Králí / ek, J. Šejba, and J. Ma | ík, Chem. Pr 1/4 m., **28**, 412 (1978) [C.A., **89**, 163993c (1978)].
355. B. 1 ásenský and J. Ma | ík, Chem. Pr 1/4 ., **29**, 651 (1979) [C.A., **92**, 94929j (1980)].
- 356a. H. Takahata, H. Okajima, and T. Yamazaki, Chem. Pharm. Bull., **28**, 3632 (1980).
- 356b. A. I. Meyers and K. T. Wanner, Tetrahedron Lett., **26**, 2047 (1985).
357. Y. Ban, I. Iijima, I. Inoue, M. Akagi, and T. Oishi, Tetrahedron Lett., **1969**, 2067.
358. I. Inoue and Y. Ban, J. Chem. Soc., C, **1970**, 602.
359. N. Hirose, S. Sohda, S. Kuriyama, and S. Toyoshima, Chem. Pharm. Bull., **20**, 1669 (1972).
360. N. Hirose, S. Sohda, S. Kuriyama, and S. Toyoshima, Chem. Pharm. Bull., **21**, 960 (1973).
361. R. V. Stevens, R. K. Mehra, and R. L. Zimmermann, J. Chem. Soc., Chem. Commun., **1969**, 877.
362. D. C. Horwell and D. E. Tupper, British Patent 2,031,409 B (1980) [C.A., **94**, 83967k (1981)].
363. D. C. Horwell, D. E. Tupper, and W. H. Hunter, J. Chem. Soc., Perkin Trans. 1, **1983**, 1545.
364. M. Shamma and P. D. Rosenstock, J. Org. Chem., **26**, 718 (1961).
365. R. J. Stoodley and N. S. Watson, J. Chem. Soc., Perkin Trans. 1, **1973**, 2105.
366. P. L. Southwick, N. Latif, B. M. Fitzgerald, and N. M. Zaczek, J. Org. Chem., **31**, 1 (1966).
367. M. J. Schneider and T. M. Harris, J. Org. Chem., **49**, 3681 (1984).
368. R. M. Williams, O. P. Anderson, R. W. Armstrong, J. Josey, H. Meyers, and C. Eriksson, J. Am. Chem. Soc., **104**, 6092 (1982).
369. M. Yamasaki, Osaka Daigaku Igaku Zasshi, **25**, 159 (1973) [C.A., **83**, 43270u (1975)].
370. Chau-der Li, M. H. Lee, and A. C. Sartorelli, J. Med. Chem., **22**, 1030 (1979).
371. V. E. Marques, L. M. Twanmoh, H. B. Wood, Jr., and J. S. Driscoll, J.

- Org. Chem., **37**, 2558 (1972).
372. A. Kosasayama, T. Konno, K. Higashi, and F. Ishikawa, Chem. Pharm. Bull., **27**, 848 (1979).
373. T. Kametani, N. Tagaki, M. Toyota, T. Honda, and K. Fukumoto, Heterocycles, **16**, 591 (1981).
374. T. Naito, Y. Tada, Y. Nishiguchi, C. Hashimoto, T. Kiguchi, and I. Ninomiya, Heterocycles, **19**, 163 (1982).
375. T. Naito, Y. Tada, C. Hashimoto, K. Katsumi, T. Kiguchi, and I. Ninomiya, Tennen Yuki Kagobutsu Toronkai Koen Yoshishu, **24**, 46C (1981) [C.A., **96**, 143132n (1982)].
376. T. Naito, Y. Tada, and I. Ninomiya, Heterocycles, **16**, 1141 (1981).
- 377a. T. Naito, K. Katsumi, Y. Tada, and I. Ninomiya, Heterocycles, **20**, 779 (1983).
- 377b. I. Ninomiya, C. Hashimoto, T. Kiguchi, and T. Naito, J. Chem. Soc., Perkin Trans. 1, **1984**, 2911.
378. H. Posvic and J. C. de Meireles, J. Heterocycl. Chem., **17**, 1241 (1980).
379. W. L. Meyer, T. E. Goodwin, R. J. Hoff, and C. W. Sigel, J. Org. Chem., **42**, 2761 (1977).
380. T. Mukaiyama, H. Yamashita, and M. Asami, Chem. Lett., **1983**, 385.
381. Y. Nagao and E. Fujita, J. Synth. Org. Chem. Jpn., **42**, 622 (1984);
W. N. Speckamp and H. Hiemstra, Tetrahedron, **41**, 4367 (1985);
Mitsui Toatsu Chemicals, Inc., Japanese Patent (Tokkyo Koho)
59,161,345 (84,161,345) (1984) [C.A., **102**, 149102s (1985)].
382. D. L. Garmaise and A. Ryan, J. Heterocycl. Chem., **7**, 413 (1970).
383. J. Altman, E. Babad, J. Itzchaki, and D. Ginsburg, Tetrahedron (*Suppl.* **8**), **22**, 279 (1966).
384. R. A. Partyka, R. T. Strandridge, H. G. Howell, and A. T. Shulgin, U.S. Patent 4,105,695 (1978) [C.A., **90**, 151799b (1979)].
385. H. Newman, J. Org. Chem., **39**, 100 (1974).
386. W. H. Pirkle and J. R. Hauske, J. Org. Chem., **42**, 2436 (1977).
387. S. J. Law, D. H. Lewis, and R. F. Borne, J. Heterocycl. Chem., **15**, 273 (1978).
388. O. 1 ervinka, V. Suchan, O. Kotýnek, and V. Dudek, Collect. Czech. Chem. Commun., **30**, 2484 (1965).
389. S. Karady, J. S. Amato, L. M. Weinstock, and M. Sletzinger, Tetrahedron Lett., **1978**, 403.
- 390a. H. Feuer and B. F. Vincent, Jr., J. Am. Chem. Soc., **84**, 3771 (1962).
- 390b. H. Feuer, B. F. Vincent, Jr., and R. S. Bartlett, J. Org. Chem., **30**, 2877

- (1965).
391. S. Allenmark, *Tetrahedron Lett.*, **1972**, 2885.
392. L. M. Meshcheryakova, V. A. Zagorevskii, and E. K. Orlova, *Khim. Geterotsikl. Soedin.*, **1980**, 853 [C.A., **93**, 186299c (1980)].
393. Y. Girault, M. Decouzon, and M. Azzaro, *Tetrahedron Lett.*, **1976**, 1175.
394. S. R. Landor, Y. M. Chan, O. O. Sonola, and A. R. Tatchell, *J. Chem. Soc., Perkin Trans. 1*, **1984**, 493.
395. B. Krzyzanowska and W. J. Stec, *Synthesis*, **1982**, 270.
396. R. Annunziata, M. Cinquini, and F. Cozzi, *J. Chem. Soc., Perkin Trans. 1*, **1982**, 339.
397. R. A. Perry, S. C. Chen, B. C. Menon, K. Hanaya, and Y. L. Chow, *Can. J. Chem.*, **54**, 2385 (1976).
398. H. M. Walborsky and G. E. Niznik, *J. Org. Chem.*, **37**, 187 (1972).
399. P. A. S. Smith, *The Organic Chemistry of Open-Chain Nitrogen Compounds*, Benjamin, New York, 1965.
400. S. E. Ellzey, Jr. and C. H. Mack, *J. Org. Chem.*, **28**, 1600 (1963).
401. Z. Buka / and J. Šebenda, U.S. Patent 3,962,239 (1976) [C.A., **85**, 177495w (1976)].
- 402a. Z. Buka / , Czech. Patent 202,899 (1982) [C.A., **98**, 198280f (1983)].
- 402b. Z. Buka / , R. Puffr, and J. Šebenda, *Chem. Pr 1/4 m.*, **34**, 374 (1984) [C.A., **102**, 5864u (1985)].
403. I. J. Massey and I. T. Harrison, *Chem. Ind. (London)*, **1977**, 920.
404. I. T. Harrison, W. Kurz, I. J. Massey, and S. H. Unger, *J. Med. Chem.*, **21**, 588 (1978).
- 405a. P. D. Klimstra, E. F. Nutting, and R. E. Counsell, *J. Med. Chem.*, **9**, 693 (1966).
- 405b. G. D. Searle & Co., British Patent 1,038,349 (1966) [C.A., **65**, 13795b (1966)].
- 405c. P. D. Klimstra, U.S. Patent 3,301,850 (1967) [C.A., **66**, 85954z (1967)].
- 405d. W. Merkel and W. Ried, *Chem. Ber.*, **106**, 471 (1973).
406. Y. Hayakawa, Y. Baba, S. Makino, and R. Noyori, *J. Am. Chem. Soc.*, **100**, 1786 (1978).
- 407a. A. Klemer, B. Brandt, U. Hofmeister, and E. R. Rüter, *Justus Liebigs Ann. Chem.*, **1983**, 1920.
- 407b. G. L. Olson, H. C. Cheung, K. D. Morgan, J. F. Blount, L. Todaro, L. Berger, A. B. Davidson, and E. Boff, *J. Med. Chem.*, **24**, 1026 (1981).
408. A. P. Marchand and R. W. Allen, *Tetrahedron Lett.*, **1975**, 67.

409. S. J. Daum, C. M. Martini, R. K. Kullnig, and R. L. Clarke, *J. Org. Chem.*, **37**, 1665 (1972).
- 410a. W. Fleischhacker and B. Richter, *Chem. Ber.*, **112**, 2539 (1979).
- 410b. G. Schramm and H. Riedl, U.S. Patent 3,673,175 (1972) [*C.A.*, **77**, 102032u (1972)].
- 410c. G. Schramm and H. Riedl, German Offen. 2,021,761 (1971) [*C.A.*, **76**, 59892q (1972)].
411. M. Kraus and K. Kochloefl, *Collect. Czech. Chem. Commun.*, **34**, 1823 (1969).
412. Y. Kamitori, M. Hojo, R. Masuda, T. Inoue, and T. Izumi, *Tetrahedron Lett.*, **24**, 2575 (1983).
413. J. F. Corbett, *J. Chem. Soc., Chem. Commun.*, **1968**, 1257.
414. L. R. C. Barclay, I. T. McMaster, and J. K. Burgess, *Tetrahedron Lett.*, **1973**, 3947.
415. J. R. Butterick and A. M. Unrau, *J. Chem. Soc., Chem. Commun.*, **1974**, 307.
416. K. Eiter, K. F. Hebenbrock, and H. J. Kabbe, *Justus Liebigs Ann. Chem.*, **765**, 55 (1972).
417. G. Snatzke, H. Laurent, and R. Wiechert, *Tetrahedron*, **25**, 761 (1969).
- 418a. P. D. Klimstra, U.S. Patent 3,350,424 (1967) [*C.A.*, **68**, 114848s (1968)].
- 418b. K. J. Rorig and H. A. Wagner, U.S. Patent 3,412,094 (1968) [*C.A.*, **70**, 68410j (1969)].
- 418c. P. D. Klimstra, U.S. Patent 3,388,123 (1968) [*C.A.*, **70**, 4414f (1969)].
- 418d. P. D. Klimstra, U.S. Patent, 3,511,859 (1970) [*C.A.*, **73**, 15112u (1970)].
419. T. F. Buckley and J. G. Gleason, German Offen. 2,740,280 (1978) [*C.A.*, **89**, 6351t (1978)].
420. G. Just and T. J. Liak, *Can. J. Chem.*, **56**, 211 (1978).
- 421a. D. Huckle, I. M. Lockhart, and N. E. Webb, *J. Chem. Soc., C*, **1971**, 2252.
- 421b. G. Eberle, I. Lagerlund, I. Ugi, and R. Urban, *Tetrahedron*, **34**, 977 (1978).
422. G. A. Boswell, Jr., *Chem. Ind. (London)*, **1965**, 1929.
423. G. A. Boswell, Jr., *J. Org. Chem.*, **33**, 3699 (1968).
- 424a. E. Galantay, I. Bacso, and R. V. Coombs, *Synthesis*, **1974**, 344.
- 424b. I. Bacso, German Offen. 2,301,911 (1973) [*C.A.*, **79**, 105468t (1973)].
- 424c. I. Bacso, U.S. Patent 3,803,183 (1974) [*C.A.*, **81**, 13708j (1974)].

- 424d. I. Bacso and E. E. Galantay, U.S. Patent 3,907,845 (1975) [C.A., **84**, 31303q (1976)].
- 424e. I. Bacso, U.S. Patent 3,978,048 (1976) [C.A., **86**, 29998j (1977)].
425. K. Hiratani, T. Nakai, and M. Okawara, Bull. Chem. Soc. Jpn., **46**, 3872 (1973).
426. A. Padwa, T. J. Blacklock, P. H. J. Carlsen, and M. Pulwer, J. Org. Chem., **44**, 3281 (1979).
427. O. 1 ervinka, Chimia (Aarau), **13**, 332 (1959) [C.A., **54**, 9711b (1960)].
428. O. 1 ervinka, Collect. Czech. Chem. Commun., **30**, 2403 (1965).
429. O. 1 ervinka, Collect. Czech. Chem. Commun., **26**, 673 (1961).
430. J. L. Herrmann, R. J. Cregge, J. E. Richman, C. L. Semmelhack, and R. H. Schlessinger, J. Am. Chem. Soc., **96**, 3702 (1974).
431. J. L. Herrmann, R. J. Cregge, J. E. Richman, G. R. Kieczkowski, S. N. Normandin, M. L. Quesada, C. L. Semmelhack, A. J. Poss, and R. H. Schlessinger, J. Am. Chem. Soc., **101**, 1540 (1979).
432. M. Ferles, Collect. Czech. Chem. Commun., **24**, 2221 (1959).
433. M. Ferles, J. Janoušková, and O. Fuchs, Collect. Czech. Chem. Commun., **36**, 2389 (1971).
434. M. Holík and M. Ferles, Collect. Czech. Chem. Commun., **32**, 3067 (1967).
435. A. Šilhánková, M. Holík, and M. Ferles, Collect. Czech. Chem. Commun., **33**, 2494 (1968).
436. M. Ferles, Collect. Czech. Chem. Commun., **23**, 479 (1958).
437. M. Ferles, M. Kovařík, and Z. Vondráčková, Collect. Czech. Chem. Commun., **31**, 1348 (1966).
438. M. Ferles, A. Attia, and A. Šilhánková, Collect. Czech. Chem. Commun., **38**, 615 (1973).
439. D. L. Comins and A. H. Abdullah, J. Org. Chem., **49**, 3392 (1984).
440. H. Nishimura, S. Naruto, and H. Mizuta, Japanese Patent 7707,998 [C.A., **87**, 23588h (1977)].
441. M. Jankovský and M. Ferles, Collect. Czech. Chem. Commun., **35**, 2802 (1970).
442. D. J. Kosman and L. H. Piette, J. Chem. Soc., Chem. Commun., **1969**, 926.
443. P. Rey and H. M. McConnell, J. Am. Chem. Soc., **99**, 1637 (1977).
444. K. Hideg, H. O. Hankovszky, L. Lex, and G. Kulcsár, Synthesis, **1980**, 911.
445. D. E. Minter and P. L. Stotter, J. Org. Chem., **46**, 3965 (1981).
446. B. K. Blackburn, J. F. Frysinger, and D. E. Minter, Tetrahedron Lett.,

- 25**, 4913 (1984).
447. Y. Tamura, M. Kumitomo, T. Masui, and M. Terashima, Chem. Ind. (London), **1972**, 168.
448. P. Guerry and R. Neier, Synthesis, **1984**, 485.
449. M. L. Scheinbaum and M. B. Dines, Tetrahedron Lett., **1971**, 2205.
450. A. Alberola, A. M. Gonzáles, M. A. Laguna, and F. J. Pulido, Synthesis, **1984**, 510.
451. B. J. Banks, A. G. M. Barrett, M. A. Russell, and D. J. Williams, J. Chem. Soc., Chem. Commun., **1983**, 873.
452. S. Oae and H. Togo, Kagaku (Kyoto), **38**, 48 (1983) [C.A., **98**, 197543g (1983)].
- 453a. J. H. Rigby, J. M. Sage, and J. Raggon, J. Org. Chem., **47**, 4815 (1982).
- 453b. M. Kishi, S. Ishihara, and T. Komeno, Tetrahedron, **30**, 2135 (1974).
454. F. G. Bordwell and W. H. McKellin, J. Am. Chem. Soc., **73**, 2251 (1951).
455. E. N. Karaulova and G. D. Galpern, Zh. Obshch. Khim., **29**, 3033 (1959); *Engl. Transl.*, p. 2998 [C.A., **54**, 12096d (1960)].
456. S. Oae and H. Togo, Kagaku (Kyoto), **37**, 812 (1982) [C.A., **98**, 16023u (1983)].
- 457a. T. L. Ho and C. M. Wong, Org. Prep. Proced. Int., **7**, 163 (1975) [C.A., **84**, 30328q (1976)].
- 457b. L. Weber, Chem. Ber., **116**, 2022 (1983).
- 457c. L. Weber and R. Boese, Chem. Ber., **118**, 1545 (1985).
458. J. Drabowitz and M. Mikolajczyk, Synthesis, **1976**, 527.
459. T. L. Ho, Synthesis, **1979**, 1.
460. V. Ceré, C. Paolucci, S. Pollicino, E. Sandri, and A. Fava, J. Org. Chem., **44**, 4128 (1979).
461. M. Mikolajczyk and J. Drabowicz, Phosphorus Sulfur, **1**, 301 (1976) [C.A., **86**, 170427n (1977)].
462. T. J. Barton and R. C. Kippenhan, Jr., J. Org. Chem., **37**, 4194 (1972).
463. W. P. Weber, P. Stromquist, and T. I. Ito, Tetrahedron Lett., **1974**, 2595.
464. S. Oae and H. Togo, Kagaku (Kyoto), **37**, 909 (1982) [C.A., **98**, 160185r (1983)].
- 465a. B. Koutek, L. Pavlí / ková, J. Velek, and M. Sou / ek, Collect. Czech. Chem. Commun., **41**, 2250 (1976).
- 465b. H. Velgová and V. 1 erný, Collect. Czech. Chem. Commun., **38**, 2976 (1973).

- 466a. J. A. Marshall and J. A. Ruth, *J. Org. Chem.*, **39**, 1971 (1974).
- 466b. A. Wettstein, K. Heusler, and P. Wieland, U.S. Patent 3,085,089 (1963) [C.A., **59**, 10210g (1963)].
- 466c. K. Prezewowsky, H. Laurent, H. Hofmeister, R. Wiechert, F. Neumann, and Y. Nishino, German Offen. 2,426,777 (1975) [C.A., **84**, 122139g (1976)].
- 466d. H. Breuer and K. Engel, *Justus Liebigs Ann. Chem.*, **1978**, 580.
- 466e. M. N. Galbraith, D. H. S. Horn, E. J. Middleton, and R. J. Hackney, *Aust. J. Chem.*, **22**, 1059 (1969).
467. W. T. Borden and E. J. Corey, *Tetrahedron Lett.*, **1969**, 313.
468. H. C. Brown, P. Heim, and N. M. Yoon, *J. Am. Chem. Soc.*, **92**, 1637 (1970).
469. S. Krishnamurthy and H. C. Brown, *J. Org. Chem.*, **41**, 3064 (1976).
470. S. Krishnamurthy, *J. Organomet. Chem.*, **156**, 171 (1978).
471. S. Masamune, G. S. Bates, and P. E. Georghiou, *J. Am. Chem. Soc.*, **96**, 3686 (1974).
- 472a. S. Masamune, P. A. Rossy, and G. S. Bates, *J. Am. Chem. Soc.*, **95**, 6452 (1973).
- 472b. T. C. Chang, J. F. Gadberry, and D. A. Lightner, *Synth. Commun.*, **14**, 1321 (1984).
- 473a. A. Zová / ová, V. He | mánková, and J. Jarý, *Collect. Czech. Chem. Commun.*, **42**, 2540 (1977).
- 473b. S. Krishnamurthy, *J. Org. Chem.*, **45**, 2550 (1980).
474. F. Nerdel, H. Kaminski, and D. Frank, *Tetrahedron Lett.*, **1967**, 4973.
475. J. V. Paukstelis and Jar-lin Kao, *J. Am. Chem. Soc.*, **94**, 4783 (1972).
476. P. Ma, V. S. Martin, S. Masamune, K. B. Sharpless, and S. M. Viti, *J. Org. Chem.*, **47**, 1378 (1982).
477. S. M. Viti, *Tetrahedron Lett.*, **23**, 4541 (1982).
478. N. Minami, S. S. Ko, and Y. Kishi, *J. Am. Chem. Soc.*, **104**, 1109 (1982).
479. J. M. Finan and Y. Kishi, *Tetrahedron Lett.*, **23**, 2719 (1982).
480. K. C. Nicolaou and J. Uenishi, *J. Chem. Soc., Chem. Commun.*, **1982**, 1292
- 481a. S. Takano, S. Otaki, and K. Ogasawara, *J. Chem. Soc., Chem. Commun.*, **1983**, 1172.
- 481b. P. C. B. Page, J. E. Carefull, L. H. Powel, and I. O. Sutherland, *J. Chem. Soc., Chem. Commun.*, **1985**, 882.
- 481c. S. Hashimoto, Y. Arai, and N. Hamanaka, *Tetrahedron Lett.*, **26**, 2679 (1985).

- 481d. M. Marek, K. Kefurt, J. Staněk, Jr., and J. Jarý, *Collect. Czech. Chem. Commun.*, **41**, 2596 (1976).
- 481e. L. Pettersson, T. Frejd, and G. Madnussun, *J. Org. Chem.*, **49**, 4540 (1984).
482. A. M. Mubarak and D. M. Brown, *Tetrahedron Lett.*, **21**, 2453 (1980).
483. A. M. Mubarak and D. M. Brown, *J. Chem. Soc., Perkin Trans. 1*, **1982**, 809.
484. R. O. Hutchins, D. Kandasamy, C. A. Maryanoff, D. Masilamani, and B. E. Maryanoff, *J. Org. Chem.*, **42**, 82 (1977).
485. C. F. Lane, *Synthesis*, **1975**, 135.
486. A. Claesson and L. I. Olsson, *J. Am. Chem. Soc.*, **101**, 7302 (1979).
- 487a. G. Stork, R. K. Boeckmann, Jr., D. F. Taber, W. C. Still, and J. Singh, *J. Am. Chem. Soc.*, **101**, 7107 (1979).
- 487b. J. J. Edwards, U.S. Patent 3,904,611 (1975) [C.A., **84**, 44543t (1976)].
- 487c. B. W. Metcalf and J. O'Neal Johnston, U.S. Patent 4,289,762 (1981) [C.A., **96**, 104601v (1982)].
488. E. H. Gold and E. Babad, *J. Org. Chem.*, **37**, 2208 (1972).
489. E. H. Gold and E. Babad, U.S. Patent 3,956,390 (1976) [C.A., **85**, 62788b (1976)].
490. H. Terauchi, S. Takemura, and Y. Ueno, *Chem. Pharm. Bull.*, **23**, 640 (1975).
491. W. Wierenga, *J. Am. Chem. Soc.*, **103**, 5621 (1981).
492. J. B. Hendrickson and R. Bergeron, *Tetrahedron Lett.*, **1973**, 3839.
493. J. B. Hendrickson, R. Bergeron, A. Giga, and D. Sternbach, *J. Am. Chem. Soc.*, **95**, 3412 (1973).
494. J. B. Hendrickson, R. Bergeron, and D. Sternbach, *Tetrahedron*, **31**, 2517 (1975).
495. M. U. Bombala and S. V. Ley, *J. Chem. Soc., Perkin Trans. 1*, **1979**, 3013.
496. S. Masamune, P. Ma, H. Okumoto, J. W. Ellingboe, and Y. Ito, *J. Org. Chem.*, **49**, 2834 (1984).
497. K. Prasad and O. Repi / , *Tetrahedron Lett.*, **25**, 3391 (1984).
498. M. Honda, T. Katsuki, and M. Yamaguchi, *Tetrahedron Lett.*, **25**, 3857 (1984).
- 499a. G. J. McGarvey, M. Kimura, T. Oh, and J. M. Williams, *J. Carbohydr. Chem.*, **3**, 125 (1984).
- 499b. S. Masamune, W. Choy, J. S. Petersen, and L. R. Sita, *Angew. Chem.*, **97**, 1 (1985); *Angew. Chem., Int. Ed. Engl.*, **24**, 1 (1985).
500. W. Pickenhagen and H. Brönner-Schindler, *Helv. Chim. Acta*, **67**, 947 (1984).

501. R. J. Stoodley, *Tetrahedron*, **31**, 2321 (1975).
502. J. C. Sheehan and C. A. Panetta, *J. Org. Chem.*, **38**, 940 (1973).
503. D. R. Burfield and R. H. Smithers, *J. Org. Chem.*, **48**, 2420 (1983).
504. D. A. Lightner, D. T. Hefelfinger, T. W. Powers, G. W. Frank, and K. N. Trueblood, *J. Am. Chem. Soc.*, **94**, 3492 (1972).
505. S. Auricchio, A. Ricca, and O. V. De Pava, *J. Org. Chem.*, **48**, 602 (1983).
506. P. R. O. de Montellano, J. S. Wei, R. Castillo, C. K. Hsu, and A. Boparai, *J. Med. Chem.*, **20**, 243 (1977).
507. R. Baudouy and J. Gore, *Bull. Soc. Chim. Fr.*, Part 2, **1975**, 2159.
508. R. J. McMahon, K. E. Wiegiers, and S. G. Smith, *J. Org. Chem.*, **46**, 99 (1981).
509. S. Stållberg-Stenhagen, *J. Am. Chem. Soc.*, **69**, 2568 (1947).
510. R. F. C. Brown, V. M. Clark, and A. Todd, *Tetrahedron (Suppl. No. 8)*, Part I, 15 (1966).
511. K. Šindelá / , J. Holubek, E. Svátek, M. Ryska, A. Dlaba / , and M. Protiva, *Collect. Czech. Chem. Commun.*, **47**, 1367 (1982).
512. J. O. Jílek, K. Šindelár, J. Pomyká / ek, C. Horešovský, K. Pelz, E. Svátek, B. Kaká / , J. Holubek, J. Metyšová, and M. Protiva, *Collect. Czech. Chem. Commun.*, **38**, 115 (1973).
513. B. Prasad, A. K. Saund, J. M. Bora, and N. K. Mathur, *Indian J. Chem.*, **12**, 290 (1974).
514. J. Bruhn, J. Zsindely, H. Schmid, and G. Fráter, *Helv. Chim. Acta*, **61**, 2542 (1978). /
515. J. M. Bachhawat, C. K. Narang, and N. K. Mathur, *Indian J. Chem. Educ.*, **3**, 23 (1972) [*C.A.*, **77**, 48016b (1972)].
516. J. Šrogl, M. Janda, I. Stibor, V. Skála, P. Trška, and M. Ryska, *Collect. Czech. Chem. Commun.*, **39**, 3109 (1974).
517. S. Brandänge, S. Josephson, and S. Vallén, *Acta Chem. Scand.*, **27**, 3668 (1973).
518. J. R. DeMember, R. B. Greenwald, and D. H. Evans, *J. Org. Chem.*, **42**, 3518 (1977). /
519. J. O. Jílek, J. Metyšová, J. N \mec, Z. Šedivý, J. Pomyká / ek, and M. Protiva, *Collect. Czech. Chem. Commun.*, **40**, 3386 (1975).
520. M. Protiva, M. Rajšner, V. Tr / ka, M. Van \ / ek, J. N \mec, and Z. Šedivý, *Collect. Czech. Chem. Commun.*, **40**, 3904 (1975).
521. R. L. Cargill and B. W. Wright, *J. Org. Chem.*, **40**, 120 (1975).
522. O. 1 ervinka and O. K | í E , *Z. Chem.*, **11**, 63 (1971).
523. O. 1 ervinka and O. K | í E , *Collect. Czech. Chem. Commun.*, **38**, 938 (1973).

524. R. Smr E, J. O. Jílek, K. Šindelá | , B. Kaká / , E. Svátek, J. Holubek, J. Grimová, and M. Protiva, Collect. Czech. Chem. Commun., **41**, 2771 (1976).
525. R. Zurflüh, L. L. Dunham, V. L. Spain, and J. B. Siddall, J. Am. Chem. Soc., **92**, 425 (1970).
526. S. G. Spanton and G. D. Prestwich, Tetrahedron, **38**, 1921 (1982).
527. P. Zeltner, G. A. Huber, R. Peters, F. Tátrai, L. Boksányi, and E. Kováts, Helv. Chim. Acta, **62**, 2495 (1979).
528. V. Bártil, J. Metyšová, and M. Protiva, Collect. Czech. Chem. Commun., **38**, 2778 (1973).
529. M. Protiva, V. Bártil, and J. Metyšová, Czech. Patent 159,522 (1975) [C.A., **85**, 2145lt (1976)].
530. V. Bártil, J. Metyšová, and M. Protiva, Collect. Czech. Chem. Commun., **38**, 1693 (1973).
531. M. Protiva, V. Bártil, and J. Metyšová, Czech. Patent 153,855 (1974) [C.A., **84**, 44146r (1976)].
- 531a. G. R. Brown, A. J. Foubister, and B. Wright, J. Chem. Soc., Perkin Trans. 1, **1985**, 2577.
532. J. D. McChesney and R. A. Swanson, J. Org. Chem., **47**, 5201 (1982).
533. R. L. Markezich, W. E. Willy, B. E. McCarry, and W. S. Johnson, J. Am. Chem. Soc., **95**, 4414 (1973).
534. W. S. Johnson, B. E. McCarry, R. L. Markezich, and S. G. Boots, J. Am. Chem. Soc., **102**, 352 (1980).
535. W. Roelofs, A. Comeau, A. Hill, and G. Milicevic, Science, **174**, 297 (1971).
536. W. Roelofs, J. Kochansky, R. Cardé, H. Arn, and S. Rauscher, Mitt. Schweiz, Entomol. Ges. (Bull. Soc. Entomol. Suisse), **46**, 71 (1973).
537. W. Roelofs, J. Kochansky, and R. Cardé, U.S. Patent 3,845,108 (1974) [C.A., **82**, 111610m (1975)].
538. G. Holan and D. F. O'Keefe, Tetrahedron Lett., **1973**, 673.
539. I. 1 ervená, K. Šindelá | , Z. Kopicová, J. Holubek, E. Svátek, J. Metyšová, M. Hrubantová, and M. Protiva, Collect. Czech. Chem. Commun., **42**, 2001 (1977).
540. J. O. Jílek, K. Šindelá | , M. Rajšner, A. Dlaba / , J. Metyšová, Z. Votava, J. Pomyká / ek, and M. Protiva, Collect. Czech. Chem. Commun., **40**, 2887 (1975).
541. J. O. Jílek, J. Holubek, E. Svátek, M. Ryska, J. Pomyká / ek, and M. Protiva, Collect. Czech. Chem. Commun., **44**, 2124 (1979).
542. J. Jílek, J. Pomyká / ek, J. Methyšová, and M. Protiva, Collect. Czech. Chem. Commun., **46**, 1607 (1981).

543. K. Šindelá | , B. Kaká / , E. Svátek, J. Holubek, J. Metyšová, M. Hrubantová, and M. Protiva, Collect. Czech. Chem. Commun., **38**, 3321 (1973).
544. I. 1 ervená, J. Metyšová, E. Svátek. B. Kaká / , J. Holubek, M. Hrubantová, and M. Protiva, Collect. Czech. Chem. Commun., **41**, 881 (1976).
545. J. Jílek, M. Protiva, and J. Vit, Czech. patent 131, 742 (1969) [C.A., **73**, 45099n (1970)].
546. K. Šindelá | , J. Metyšová, and M. Protiva, Collect. Czech. Chem. Commun., **34**, 3801 (1969).
547. H. H. Ong, J. A. Profitt, T. L. Spaulding, and J. C. Wilker, J. Med. Chem., **22**, 834 (1979).
548. K. Šindelá | , J. Metyšová, J. Holubek, Z. Šedivý, and M. Protiva, Collect. Czech. Chem. Commun., **42**, 1179 (1977).
549. K. Šindelá | , J. O. Jílek, J. Metyšová, J. Pomyká / ek, and M. Protiva, Collect. Czech. Chem. Commun., **39**, 3548 (1974).
550. J. O. Jílek, J. Pomyká / ek, J. Metyšová, M. Bartošová, and M. Protiva, Collect. Czech. Chem. Commun., **43**, 1747 (1978).
551. I. 1 ervená, K. Šindelá | , J. Metyšová, E. Svátek, M. Ryska, M. Hrubantová, and M. Protiva, Collect. Czech. Chem. Commun., **42**, 1705 (1977).
552. M. Gerecke, E. Kyburz, and J. P. Kaplan, German Offen. 2,412,520 (1974) [C.A., **82**, 43466s (1975)].
553. Z. Kopicová, J. Metyšová, and M. Protiva, Collect. Czech. Chem. Commun., **40**, 3519 (1975).
554. Z. Kopicová, Z. Šedivý, F. Hradil, and M. Protiva, Collect. Czech. Chem. Commun., **37**, 1371 (1972).
555. K. Šindelá | , J. Metyšová, and M. Protiva, Collect. Czech. Chem. Commun., **37**, 1734 (1972).
556. K. Šindelá | , A. Dlaba / , J. Metyšová, B. Kaká / , J. Holubek, E. Svátek, Z. Šedivý, and M. Protiva, Collect. Czech. Chem. Commun., **40**, 1940 (1975).
557. V. Bártil, J. Metyšová, J. Metyš, J. N \ mec, and M. Protiva, Collect. Czech. Chem. Commun., **38**, 2301 (1973).
558. M. Protiva. V. Bártil, J. Metyš. and J. N \ mec. Czech. Patent 160,402 (1975) [C.A., **86**, 5493y (1977)].
559. K. Šindelá | , B. Kaká / , E. Svátek, J. Metyšová, and M. Protiva, Collect. Czech. Chem. Commun., **38**, 1579 (1973).
560. M. Protiva, K. Šindelá | , Z. Šedivý, and J. Metyšová, Collect. Czech. Chem. Commun., **44**, 2108 (1979).
561. M. Protiva, K. Šindelá | , A. Dlaba / , J. Metyšová, and Z. Šedivý,

- Czech. Patent 193,369 (1981) [C.A., **96**, 217877h (1982)].
562. T. Takahashi, Japanese Patent (Tokkyo Koho) 79 106, 463 [C.A., **92**, 94233c (1980)].
563. N. L. Allinger, T. J. Walter, and M. G. Newton, J. Am. Chem. Soc., **96**, 4588 (1974).
564. N. L. Allinger and T. J. Walter, J. Am. Chem. Soc., **94**, 9267 (1972).
565. L. Colombo, C. Gennari, C. Scolastico, F. Aragozzini, and C. Merendi, J. Chem. Soc., Perkin Trans, 1, **1980**, 2549.
566. D. O. Shah and K. N. Trivedi, Curr. Sci., **43**, 278 (1974) [C.A., **81**, 77724u (1974)].
567. V. Valenta, J. Metyšová, Z. Šedivý, and M. Protiva, Collect. Czech. Chem. Commun., **39**, 783 (1974).
568. K. Šindelá | , Z. Kopicová, J. Metyšová, and M. Protiva, Collect. Czech. Chem. Commun., **40**, 3530 (1975).
569. M. Protiva, K. Šindelá | , Z. Šedivý, J. Holubek, and M. Bartošová, Collect. Czech. Chem. Commun., **46**, 1808 (1981).
570. M. Protiva, K. Šindelá | , Z. Šedivý, and J. Pomyká / ek, Collect. Czech. Chem. Commun., **44**, 2987 (1979).
571. M. Rajšner, Z. Kopicová, J. Holubek, E. Svátek, J. Metyš, M. Bartošová, F. Mikšík, and M. Protiva, Collect. Czech. Chem. Commun., **43**, 1760 (1978).
572. M. Rajšner and M. Protiva, Czech. Patent 169,331 (1977) [C.A., **88**, 120770q (1978)].
573. M. Rajšner, M. Protiva, and F. Mikšík, Czech. Patent 189,164 (1981) [C.A., **96**, 142717v (1982)].
574. I. 1 ervená, E. Svátek, J. Metyšová, and M. Protiva, Collect. Czech. Chem. Commun., **39**, 3733 (1974).
575. J. O. Jílek, J. Metyšová, J. Pomyká / ek, and M. Protiva, Collect. Czech. Chem. Commun., **39**, 3338 (1974).
576. Z. Kopicová and M. Protiva, Collect. Czech. Chem. Commun., **39**, 3147 (1974).
577. W. J. Hammar, U.S. Patent 3,960,944 (1976) [C.A., **85**, 108458z (1976)].
578. J. W. Clark-Lewis and D. P. Cox, Aust. J. Chem., **29**, 191 (1976).
579. N. Cohen, J. W. Scott, F. T. Bizzaro, R. J. Lopresti, W. F. Eichel, G. Saucy, and H. Mayer, Helv. Chim. Acta, **61**, 837 (1978).
580. K. Takahashi, S. Shibata, S. Yano, M. Harada, H. Saito, Y. Tamura, and A. Kumagai, Chem. Pharm. Bull., **28**, 3449 (1980).
581. S. Shibata, A. Kumagai, M. Harada, S. Yano, H. Saito, and K. Takahashi, British Patent Application 2,075,835 (1981) [C.A., **96**,

- 143114h (1982)].
582. R. B. Silverman and M. A. Levy, *J. Org. Chem.*, **45**, 815 (1980).
583. E. Duran, L. Gorrichon, L. Cazaux, and P. Tisnes, *Tetrahedron Lett.*, **25**, 2755 (1984).
584. A. Vystrčil, V. Pouzar, and V. Křížek, *Collect. Czech. Chem. Commun.*, **38**, 3902 (1973).
585. A. Fischli, M. Klaus, H. Mayer, P. Schönholzer, and R. Rüegg, *Helv. Chim. Acta*, **58**, 564 (1975).
586. H. Upadek and K. Bruns, European Patent Application 53,717 (1982) [C.A., **97**, 198414g (1982)].
- 587a. A. W. Johnson, G. Gowda, A. Hassanali, J. Knox, S. Monaco, Z. Razavi, and G. Rosebery, *J. Chem. Soc., Perkin Trans. 1*, **1981**, 1734.
- 587b. P. Cannone and M. Akssira, *Tetrahedron*, **41**, 3695 (1985).
588. I. D. Rae and A. M. Redwood, *Aust. J. Chem.*, **27**, 1143 (1974).
589. A. Sugimoto, H. Tanaka, Y. Eguchi, S. Ito, Y. Takashima, and M. Ishikawa, *J. Med. Chem.*, **27**, 1300 (1984).
590. E. E. Smissman, R. J. Murray, and J. D. McChesney, *J. Med. Chem.*, **19**, 148 (1976).
- 590a. N. Bhaduri and A. P. Bhaduri, *Indian J. Chem.*, **23B**, 209 (1984).
- 590b. Y. Takei, K. Mori, and M. Matsui, *Agr. Biol. Chem.*, **37**, 637 (1973).
591. J. K. Whitesell and R. S. Matthews, *J. Org. Chem.*, **43**, 1650 (1978).
592. P. D. Hobbs and P. D. Magnus, *J. Am. Chem. Soc.*, **98**, 4594 (1976).
593. P. A. Grieco, J. Inanaga, N. H. Lin, and T. Yanami, *J. Am. Chem. Soc.*, **104**, 5781 (1982).
594. G. R. Newkome, T. Kawato, and W. H. Benton, *J. Org. Chem.*, **45**, 626 (1980).
595. J. Hrbek, Jr., L. Hruban, V. Šimánek, F. Šantavý, and G. Snatzke, *Collect. Czech. Chem. Commun.*, **38**, 2799 (1973).
596. V. Šimánek and A. Klásek, *Tetrahedron Lett.*, **1971**, 4133.
597. J. Rebek, Jr., D. F. Tai, and Y. K. Shue, *J. Am. Chem. Soc.*, **106**, 1813 (1984).
598. J. Rebek, Jr., and Y. K. Shue, *Tetrahedron Lett.*, **23**, 279 (1982).
599. J. Colonge, M. Constantini, and M. Ducloux, *Bull. Soc. Chim. Fr.*, **1966**, 2005.
600. P. Duféy, *Bull. Soc. Chim. Fr.*, **1968**, 4653.
601. P. D. Hobbs and P. D. Magnus, *J. Chem. Soc., Chem. Commun.*, **1974**, 856.
- 601a. L. Skatteø and Y. Stenstrom, *Acta Chem. Scand.*, **B39**, 291 (1985).
- 601b. C. A. Elliger, *Org. Prep. Proced. Int.*, **17**, 419 (1985).

602. R. T. Borchardt and L. A. Cohen, *J. Am. Chem. Soc.*, **95**, 8308 (1973).
603. Y. Tsuda, K. Yoshimoto, T. Yamashita, and M. Kaneda, *Chem. Pharm. Bull.*, **29**, 3238 (1981).
604. F. Johnson, K. G. Paul, D. Favara, R. Ciabatti, and U. Guzzi, *J. Am. Chem. Soc.*, **104**, 2190 (1982).
605. D. J. Brecknell and R. M. Carman, *Aust. J. Chem.*, **32**, 2455 (1979).
606. T. Oritani, K. Yamashita, and M. Matsui, *Agric. Biol. Chem.*, **34**, 1244 (1970) [*C.A.*, **74**, 3750h (1971)].
- 606a. R. V. Stevens and A. P. Vinogradoff, *J. Org. Chem.*, **50**, 4056 (1985).
- 607a. W. Klötzer, S. Teitel, and A. Brossi, *Helv. Chim. Acta*, **55**, 2228 (1972).
- 607b. W. Klötzer, S. Teitel, and A. Brossi, *Helv. Chim. Acta*, **54**, 2057 (1971).
- 607c. R. B. Yeats, *Tetrahedron Lett.*, **24**, 3423 (1983).
608. G. Doria, P. Gaio, and C. Gandolfi, *Tetrahedron Lett.*, **1972**, 4307.
609. H. Schmidhammer, *Sci. Pharm.*, **49**, 304 (1981) [*C.A.*, **96**, 143124m (1982)].
610. W. Klötzer, S. Teitel, J. F. Blount, and A. Brossi, *J. Am. Chem. Soc.*, **93**, 4321 (1971).
611. F. Cassidy, R. W. Moore, and G. Wootton, *Tetrahedron Lett.*, **22**, 253 (1981).
612. W. Klötzer, S. Teitel, J. F. Blount, and A. Brossi, *Monatsh. Chem.*, **103**, 435 (1972).
613. A. Brossi, W. Klötzer, and S. Teitel, U.S. Patent 3,946,041 (1976) [*C.A.*, **85**, 33246t (1976)].
614. K. C. Nicolaou, S. P. Seitz, and M. R. Pavia, *J. Am. Chem. Soc.*, **103**, 1222 (1981).
615. K. 1 apek, V. Kubelka, J. Pale / ek, J. Stan \ k, I. Stibor, I. Veselý, V. Dudek, Z. Havel, and M. Janda, *Czech. Patent* 204,595 (1983) [*C.A.*, **101**, 72513w (1984)].
616. C. Gandolfi, G. Doria, and P. Gaio, *Farmaco, Ed. Sci.*, **27**, 1125 (1972) [*C.A.*, **78**, 97160y (1973)].
617. R. Hohlbrugger and W. Klötzer, *Chem. Ber.*, **112**, 849 (1979).
618. R. Hohlbrugger and W. Klötzer, *Chem. Ber.*, **107**, 3457 (1974).
619. C. Kamla, M. K. Rastogi, R. P. Kapoor, and C. P. Garg, *Indian J. Chem.*, **16B**, 417 (1978).
620. W. Carruthers and M. I. Qureshi, *J. Chem. Soc., Chem. Commun.*, **1969**, 832.
621. S. C. Welch and R. L. Walters, *J. Org. Chem.*, **39**, 2665 (1974).
622. A. G. Schultz and J. D. Godfrey, *J. Am. Chem. Soc.*, **102**, 2414 (1980).
623. K. Ito, T. Iida, and T. Funatani, *Yakugaku Zasshi*, **99**, 349 (1979)

- [C.A., **91**, 52694c (1979)].
624. J. A. Elix and U. Engkaninan, *Aust. J. Chem.*, **29**, 2693 (1976).
 625. O. Paleta, L. Štěpán, J. Svoboda, and V. Dedeček, *Czech. Patent*, 204,892 (1982) [C.A., **99**, 70203m (1983)].
 626. J. G. Cannon, D. M. Crockatt, J. P. Long, and W. Maixner, *J. Med. Chem.*, **25**, 1091 (1982).
 627. R. B. Silverman and M. A. Levy, *J. Org. Chem.*, **45**, 815 (1980).
 628. A. I. Meyers and C. E. Whitten, *Heterocycles*, **4**, 1687 (1976).
 629. C. G. Pitt, H. H. Seltzman, Y. Sayed, C. E. Twine, Jr., and D. L. Williams, *J. Org. Chem.*, **44**, 677 (1979).
 630. L. K. Sydné and L. Skattebøl, *Acta Chem. Scand., Ser. B.*, **32**, 632 (1978).
 631. J. A. Benson and P. B. Dervan, *J. Am. Chem. Soc.*, **94**, 7597 (1972).
 632. O. Kříž, B. Fiala, and O. Štrouf, *Collect. Czech. Chem. Commun.*, **38**, 2076 (1973).
 633. O. Kříž, and J. Macháček, *Collect. Czech. Chem. Commun.*, **37**, 2175 (1972).
 634. O. Kříž, J. Macháček, and O. Štrouf, *Collect. Czech. Chem. Commun.*, **38**, 2072 (1973).
 - 635a. R. A. Pascal, Jr., and Y. C. J. Chen, *J. Org. Chem.*, **50**, 408 (1985).
 - 635b. W. L. F. Armarego, B. A. Milloy, and S. C. Sharma, *J. Chem. Soc., Perkin Trans. 1*, **1972**, 2485.
 - 636a. Z. J. Vejdělek, J. Němec, Z. Šedivý, L. Tuma, and M. Protiva, *Collect. Czech. Chem. Commun.*, **39**, 2276 (1974).
 - 636b. E. J. Corey and J. P. Dittami, *J. Am. Chem. Soc.*, **107**, 256 (1985).
 - 637a. J. Hebký and J. Poláček, *Collect. Czech. Chem Commun.*, **35**, 667 (1970).
 - 637b. O. P. Vig, M. L. Sharma, and R. Gauba, *Indian J. Chem.*, **24B**, 313 (1985) [C.A., **103**, 178089u (1985)].
 638. J. G. Cannon and B. J. Demopoulos, *J. Heterocycl. Chem.*, **19**, 1195 (1982).
 - 639a. G. Stork, J. D. Melton, and D. Kim, Columbia University, New York, unpublished results; quoted by I. Paterson and M. M. Mansuri, *Tetrahedron*, **41**, 3569 (1985).
 - 639b. J. G. Cannon, D. L. Kolbe, J. P. Long, and T. Verimer, *J. Med. Chem.*, **23**, 750 (1980).
 640. M. Julia and F. Le Goffic, *C. R. Acad. Sci., Ser. C*, **255**, 714 (1962).
 641. A. H. Dekmezian and M. K. Kalouistan, *Synth. Commun.*, **9**, 431 (1979).
 642. W. S. Johnson, Y. Q. Chen, and M. S. Kellog, *J. Am. Chem. Soc.*, **105**,

- 6653 (1983).
- 643a. E. Götschi, F. Schneider, H. Wagner, and K. Bernauer, *Helv. Chim. Acta*, **60**, 1416 (1977).
- 643b. E. G. Lewars and G. Morrison, *Can. J. Chem.*, **55**, 975 (1977).
644. H. Ishii, T. Ichikawa, T. Deushi, K. I. Harada, T. Watanabe, E. Ueda, T. Ishida, M. Sakamoto, E. Kawanabe, T. Takahashi, Y. I. Ishikawa, K. Takizawa, T. Matsuda, and I. S. Chen, *Chem. Pharm. Bull.*, **31**, 3024 (1983).
645. Y. Asaka, T. Kamikawa, and T. Kubota, *Tetrahedron Lett.*, **1972**, 1597.
646. J. G. Cannon, T. Lee, and V. Sankaran, *J. Med. Chem.*, **18**, 1027 (1975).
647. T. Taguchi, T. Takigawa, Y. Tawara and Y. Kobayashi, *Tetrahedron Lett.*, **25**, 5689 (1984).
648. N. Cohen and G. Saucy, U.S. Patent 4,041,058 (1977) [C.A., **87**, 184731q (1977)].
649. P. A. Marshall and R. H. Prager, *Aust. J. Chem.*, **30**, 151 (1977).
650. W. L. Nelson, D. S. Freeman, and R. Sankar, *J. Org. Chem.*, **40**, 3658 (1975).
651. M. S. Allen, N. Darby, P. Salisbury, E. R. Sigurdson, and T. Money, *Can. J. Chem.*, **57**, 733 (1979).
652. A. Ichihara, R. Kimura, S. Yamada, and S. Sakamura, *J. Am. Chem. Soc.*, **102**, 6353 (1980).
653. R. C. Zurflueh and J. B. Siddall, German Offen. 2,050,343 (1971) [C.A., **75**, 151423q (1971)].
654. R. W. Thies and J. E. Billigmeier, *J. Org. Chem.*, **38**, 1758 (1973).
655. Mitsubishi Chemical Industries Co., Ltd., Japanese Patent (Tokkyo Koho) 58 04,786 (83 04,786) [C.A., **98**, 179434t (1983)].
- 656a. R. Murphy and R. H. Prager, *J. Organomet. Chem.*, **156**, 133 (1978).
- 656b. G. W. H. Cheeseman, S. A. Eccleshall, and T. Thornton, *J. Heterocycl. Chem.*, **22**, 809 (1985).
657. R. Baudouy and J. Gore, *Tetrahedron Lett.*, **1974**, 1593.
658. R. Baudouy and J. Gore, *Bull. Soc. Chim. Fr.*, Part 2, **1975**, 2166.
- 658a. H. J. Liu and T. K. Ngooi, *Can. J. Chem.*, **62**, 2676 (1984).
659. R. Murphy and R. H. Prager, *Aust. J. Chem.*, **31**, 1629 (1978).
660. C. Jutz and H. G. Peuker, *Synthesis*, **1975**, 431.
661. R. H. Prager and S. T. Were, *Aust. J. Chem.*, **36**, 1441 (1983).
662. J. Rebek, Jr., J. E. Trend, R. V. Wattle, and S. Chakravorti, *J. Am. Chem. Soc.*, **101**, 4333 (1979).
- 663a. G. B. Trimitsis, A. Tuncay, R. D. Beyer, and K. J. Ketterman, *J. Org.*

- Chem., **38**, 1491 (1973).
- 663b. G. R. Brown and A. J. Foubister, J. Chem. Soc., Chem. Commun., **1985**, 455.
664. B. Glatz, G. Helmchen, H. Muxfeldt, H. Porcher, R. Prewo, J. Senn, J. J. Stezowski, R. J. Stojda, and D. R. White, J. Am. Chem. Soc., **101**, 2171 (1979).
665. T. H. Smith, A. N. Fujiwara, W. W. Lee, H. Y. Wu, and D. W. Henry, J. Org. Chem., **42**, 3653 (1977).
666. H. Ishii, T. Ishikawa, I. S. Chen, and S. T. Lu, Tetrahedron Lett., **23**, 4345 (1982).
- 667a. P. D. Cooper, J. Med. Chem., **16**, 1057 (1973).
- 667b. K. R. Scott, J. A. Moore, T. B. Zalucky, J. M. Nicholson, J. A. M. Lee, and C. N. Hinko, J. Med. Chem., **28**, 413 (1985).
668. H. C. Kluender and G. P. Peruzzotti, Tetrahedron Lett., **1977**, 2063.
669. Hisamitsu Pharmaceutical Co., Inc., Japanese Patent (Tokkyo Koho) 82 32,238 [C.A., **97**, 6012e (1982)].
670. E. Campaigne and G. M. Shutske, J. Heterocycl. Chem., **12**, 317 (1975).
671. P. Anastasis and P. E. Brown, J. Chem. Soc., Perkin Trans. 1, **1983**, 197.
672. T. A. Hicks, C. E. Smith, W. R. N. Williamson, and E. H. Day, J. Med. Chem., **22**, 1460 (1979).
673. R. N. Booher, German Offen. 2,361,340 (1974) [C.A., **81**, 77935p (1974)].
674. R. N. Booher, S. E. Smits, W. W. Turner, Jr., and A. Pohland, J. Med. Chem., **20**, 885 (1977).
675. O. D. Dailey, Jr., and P. L. Fuchs, J. Org. Chem., **45**, 216 (1980).
- 675a. O. P. Vig, M. L. Sharma, S. Kumari, and Veena Rani, Indian J. Chem., **24B**, 675 (1985).
676. T. S. Lin, R. E. Harmon, W. Pierantoni, and J. C. W. Su, Org. Prep. Proced. Int., **6**, 185 (1974) [C.A., **81**, 169678k (1974)].
677. I. Lantos and D. Ginsburg, Tetrahedron, **28**, 2507 (1972).
678. M. Ito, R. Masahara, and K. Tsukida, Tetrahedron Lett., **1977**, 2767.
679. J. Ohishi, K. Tsuneoka, S. Ikegami, and S. Akaboshi, J. Org. Chem., **43**, 4013 (1978).
680. J. W. Clark-Lewis and M. M. Mahandru, Aust. J. Chem., **24**, 563 (1971).
681. D. N. Jones, T. P. Kogan, and R. F. Newton, J. Chem. Soc., Perkin Trans. 1, **1982**, 1333.
682. F. E. Ziegler and J. G. Sweeny, J. Org. Chem., **32**, 3216 (1967).

683. W. K. Anderson and M. J. Halat, *J. Med. Chem.*, **22**, 977 (1979).
684. M. Yoshimoto, H. Miyzawa, H. Nakao, K. Shinkai, and M. Arakawa, *J. Med. Chem.*, **22**, 491 (1979).
685. D. B. Rusterholz, C. F. Barfknecht, and J. A. Clemens, *J. Med. Chem.*, **20**, 85 (1977).
686. P. Y. Johnson, I. Jacobs, and D. J. Kerkman, *J. Org. Chem.*, **40**, 2710 (1975).
687. D. D. Weller and D. W. Ford, *Tetrahedron Lett.*, **25**, 2105 (1984).
688. O. P. Vig, M. L. Sharma, S. Kiran, and J. Singh, *Indian J. Chem.*, **22B**, 746 (1983).
689. T. R. Govindachary, K. R. Ravindranath, and N. Viswanathan, *J. Chem. Soc., Perkin Trans. 1*, **1974**, 1215.
690. N. Harada, Y. Takuma, and H. Uda, *Bull. Chem. Soc. Jpn.*, **50**, 2033 (1977).
691. N. Harada, Y. Takuma, and H. Uda, *J. Am. Chem. Soc.*, **98**, 5408 (1976).
692. W. S. Johnson, U.S. Patent 4,032,579 (1977) [C.A., **87**, 201884m (1977)].
693. K. Okamoto, M. Watanabe, M. Kawada, G. Goto, Y. Ashida, K. Oda, A. Yajima, I. Imada, and H. Morimoto, *Chem. Pharm. Bull.*, **30**, 2797 (1982).
694. M. J. Wanner, G. J. Koomen, and U. K. Pandit, *Heterocycles*, **19**, 2295 (1982).
695. M. J. Wanner, G. J. Koomen, and U. K. Pandit, *Tetrahedron*, **39**, 3673 (1983).
696. J. P. Kutney and G. B. Fuller, *Heterocycles*, **3**, 197 (1975).
- 696a. A. Abad, M. Arno, L. R. Domingo, and R. J. Zaragoza, *Tetrahedron*, **41**, 4937 (1985).
697. Anon., Japanese Patent 75 130,732 [C.A., **85**, 142808y (1976)].
698. I. Kubo, T. Kamikawa, and T. Kubota, *Tetrahedron*, **30**, 615 (1974).
699. J. W. Huffman and J. J. Gibbs, *J. Org. Chem.*, **39**, 2501 (1974).
- 700a. H. J. Liu and M. G. Kulkarni, *Tetrahedron Lett.*, **26**, 4847 (1985).
- 700b. N. Cohen, G. Saucy, and K. K. Chan, German Offen. 2,602,509 (1976) [C.A., **86**, 55601c (1977)].
701. W. A. Ayer, L. M. Browne, J. R. Mercer, D. R. Taylor, and D. E. Ward, *Can. J. Chem.*, **56**, 717 (1978).
702. M. Nakanishi and H. Yuki, German Offen. 2,409,646 (1974) [C.A., **81**, 169433b (1974)].
- 703a. J. Goto, N. Goto, and T. Nambara, *Chem. Pharm. Bull.*, **30**, 4597 (1982).

- 703b. Shimadzu Corp., Japanese Patent (Tokkyo Koho) 59,175,462 (84,175,462) (1984) [C.A., **102**, 78602s (1985)].
- 704a. D. L. Lattin, B. Caviness, R. G. Hudson, D. L. Greene, P. K. Raible, and J. B. Richardson, *J. Med. Chem.*, **24**, 903 (1981).
- 704b. S. Sakai, H. Takayama, K. Yamaguchi, N. Ide, and T. Okamoto, *Yakugaku Zasshi*, **104**, 731 (1984) [C.A., **102**, 95873y (1985)].
705. H. de Koning, A. Springer-Fidder, M. J. Moolenaar, and H. O. Huisman, *Recl. Trav. Chim. Pays-Bas*, **92**, 237 (1973).
706. K. K. Chan, A. C. Specian, Jr., and G. Saucy, *J. Org. Chem.*, **43**, 3435 (1978).
707. K. K. Chan and G. Saucy, U.S. Patent 4,029,678 (1977) [C.A., **88**, 38000e (1978)].
708. P. Capdevielle and J. Rigaudy, *Tetrahedron*, **35**, 2101 (1979).
709. J. W. Scott, F. T. Bizzarro, D. R. Parrish, and G. Saucy, *Helv. Chim. Acta*, **59**, 290 (1976).
710. J. W. Scott, D. R. Parrish, and G. Saucy, U.S. Patent 4,026,907 (1977) [C.A., **87**, 184732r (1977)].
711. G. L. Olson, H. C. Cheung, K. Morgan, and G. Saucy, *J. Org. Chem.*, **45**, 803 (1980).
712. G. L. Olson and G. Saucy, German Offen. 2,820,863 (1978) [C.A., **90**, 103617u (1979)].
713. H. L. Cohen, *J. Polym. Sci., Polym. Chem. Ed.*, **13**, 745 (1975).
- 714a. F. Boyer-Kawenoki, *C. R. Acad. Sci., Ser. C*, **252**, 1792 (1961).
- 714b. I. Artaud and P. Viout, *J. Chem. Soc., Perkin Trans. 1*, **1985**, 1257.
- 715a. J. Thiem, H. Mohn, and A. Heesing, *Synthesis*, **1985**, 775.
- 715b. D. Miller, L. Mandel, and R. A. Day, Jr., *J. Org. Chem.*, **36**, 1683 (1971).
716. R. F. Childs, E. F. Lund, A. G. Marshall, W. J. Morrissey, and C. V. Rogerson, *J. Am. Chem. Soc.*, **98**, 5924 (1976).
717. M. Kraus, *Collect. Czech. Chem. Commun.*, **37**, 460 (1972).
718. E. Piers and E. H. Ruediger, *J. Org. Chem.*, **45**, 1725 (1980).
719. G. I. Myagkova, V. P. Nechiporenko, and R. P. Evstigneeva, *Dokl. Vses. Konf. Khim. Atsetilena*, 4th, **1**, 233 (1972) [C.A., **79**, 31433d (1973)].
720. R. G. Salomon, S. Ghosh, M. G. Zagorski, and M. Reitz, *J. Org. Chem.*, **47**, 829 (1982).
721. J. J. McCullough, W. K. MacInnis, C. J. L. Lock, and R. Faggiani, *J. Am. Chem. Soc.*, **104**, 4644 (1982).
722. A. J. Lovey and B. A. Pawson, *J. Med. Chem.*, **25**, 71 (1982).
723. H. Kotsuki, A. Kawamura, M. Ochi, and T. Tokoroyama, *Chem. Lett.*, **1981**, 917.

- 724a. J. V. Frosch, I. T. Harrison, B. Lythgoe, and A. K. Saksena, *J. Chem. Soc., Perkin Trans. 1*, **1974**, 2005.
- 724b. J. Csekö, H. O. Hankovszky, and K. Hideg, *Can. J. Chem.*, **63**, 940 (1985).
- 724c. S. S. Al-Hassan, R. J. Cameron, A. W. C. Curran, W. J. S. Lyall, S. H. Nicholson, D. R. Robinson, A. Stuart, C. J. Suckling, I. Stirling, and H. C. S. Wood, *J. Chem. Soc., Perkin Trans. 1*, **1985**, 1645.
725. F. Orsini and F. Pelizzoni, *J. Org. Chem.*, **45**, 4726 (1980).
726. A. R. Mattocks, *J. Chem. Soc., Perkin Trans. 1*, **1974**, 707.
727. C. P. Casey and D. F. Marten, *Synth. Commun.*, **3**, 321 (1973).
728. G. Stork, R. L. Danheiser, and B. Ganem, *J. Am. Chem. Soc.*, **95**, 3414 (1973).
729. L. A. Paquette, P. Charumilind, T. M. Kravetz, M. C. Böhm, and R. Gleiter, *J. Am. Chem. Soc.*, **105**, 3126 (1983).
730. D. L. Dare, I. D. Entwistle, and R. A. W. Johnstone, *J. Chem. Soc., Perkin Trans. 1*, **1973**, 1130.
731. H. Ishii, T. Ishikawa, T. Tohojoh, K. Murakami, E. Kawanabe, S. T. Lu, and I. S. Chen, *J. Chem. Soc., Perkin Trans. 1*, **1982**, 2051.
732. J. Wolinsky and H. S. Hauer, *J. Org. Chem.*, **34**, 3169 (1969). [Links](#)
733. B. A. McAndrew, *J. Chem. Soc., Perkin Trans. 1*, **1979**, 1837.
734. K. A. Parker and W. S. Johnson, *J. Am. Chem. Soc.*, **96**, 2556 (1974).
[Links](#)
735. D. Cabaret and Z. Welvart, *J. Organomet. Chem.*, **78**, 295 (1974).
[Links](#)
736. H. M. Balba and G. G. Still, *J. Labelled Compd. Radiopharm.*, **15** (Suppl. Vol.), 309 (1978).
737. P. M. McCurry, Jr., *Tetrahedron Lett.*, **1971**, 1845.
738. J. P. Morizur, G. Bidan, and J. Kossanyi, *Tetrahedron Lett.*, **1975**, 4167.
739. G. Stork, Yo. Nakahara, Yy. Nakahara, and W. J. Greenlee, *J. Am. Chem. Soc.*, **100**, 7775 (1978). [Links](#)
740. D. J. Field and D. W. Jones, *J. Chem. Soc., Perkin Trans. 1*, **1980**, 714.
741. M. Ito, K. Hirata, A. Kodama, K. Tsukida, H. Matsumoto, K. Horiuchi, and T. Yoshizawa, *Chem. Pharm. Bull.*, **26**, 925 (1978). [Links](#)
- 741a. O. P. Vig, R. Vig, D. M. Dua, and Veena Rani, *Indian J. Chem.*, **23B**, 274 (1984).
742. E. P. Brody and C. D. Gutsche, *Tetrahedron*, **33**, 723 (1977). [Links](#)
- 743a. N. Ya. Grigor'eva, I. M. Avrutov, A. V. Semenovskii, V. N. Odinokov, V. R. Akhunova, and G. A. Tolstikov, *Izv. Akad. Nauk SSSR, Ser. Khim.*,

- 1979**, 382; *Engl. Transl.*, p. 353 [C.A., **91**, 74720k (1979)].
- 743b. V. N. Odínokov, O. S. Kukovinets, N. I. Sakharova, and G. A. Tolstikov, *Zh. Org. Khim.*, **20**, 1866 (1984); *Engl. Transl.*, p. 1702 [C.A., **102**, 95842n (1985)].
- 743c. O. P. Vig, R. Nanda, R. Gauba, and S. K. Puri, *Indian J. Chem.*, **24B**, 918 (1985).
744. L. E. Friedrich and R. A. Cormier, *J. Org. Chem.*, **36**, 3011 (1971).
[Links](#)
745. E. C. Kornfeld and N. J. Bach, U.S. Patent 3, 929, 796 (1975) [C.A., **84**, 135920e (1976)].
746. N. J. Bach and E. C. Kornfeld, *Tetrahedron Lett.*, **1974**, 3225.
747. B. A. Pawson, H. C. Cheung, R. J. L. Han, P. W. Trown, M. Buck, R. Hansen, W. Bollag, U. Ineichen, H. Pleil, R. Rüegg, N. M. Dunlop, D. L. Newton, and M. B. Sporn, *J. Med. Chem.*, **20**, 918 (1977).
748. G. Ohloff and W. Giersch, *Helv. Chim. Acta*, **63**, 76 (1980).
749. R. Baker, P. Bevan, and R. C. Cookson, *J. Chem. Soc., Chem. Commun.*, **1975**, 752.
750. T. Matsumoto, K. Miyano, S. Kagawa, S. Yu, J. Ogawa, and A. Ichihara, *Tetrahedron Lett.*, **1971**, 3521.
751. M. F. Semmelhack, S. Tomoda, and K. M. Hurst, *J. Am. Chem. Soc.*, **102**, 7567 (1980).
752. R. M. Coates, D. A. Ley, and P. L. Cavender, *J. Org. Chem.*, **43**, 4915 (1978).
753. H. H. Inhoffen, W. Kreiser, and M. Nazir, *Justus Liebigs Ann. Chem.*, **755**, 1 (1972).
754. M. Zajec, C. Szantay, L. Szabo, G. Kalas, E. Karpati, G. Kiraly, A. Kiraly, B. Rosdy, L. Forgach, and L. Szpony, French Demande 2,499,573 (1982) [C.A., **98**, 16917p (1983)].
- 755a. Z. Horii, K. Ohkawa, and C. Iwata, *Chem. Pharm. Bull.*, **20**, 624 (1972).
- 755b. L. N. Polyachenko, L. P. Davidova, E. N. Darskaya, T. M. Filippova, and G. I. Samokhvalov, *Zh. Org. Khim.*, **21**, 756 (1985); *Engl. Transl.*, p. 685.
- 756a. F. Ü. Afifi-Yazar, O. Sticher, S. Uesato, K. Nagajima, and H. Inouye, *Helv. Chim. Acta*, **64**, 16 (1981).
- 756b. M. J. Hughes, E. J. Thomas, M. D. Turnbull, R. H. Jones, and R. E. Warner, *J. Chem. Soc. Chem. Commun.*, **1985**, 755.
757. M. B. Gravestock, W. S. Johnson, B. E. McCarry, R. J. Parry, and B. E. Ratcliffe, *J. Am. Chem. Soc.*, **100**, 4274 (1978).
758. B. Gallenkamp, German Offen. 3,129,651 (1983) [C.A., **98**, 178948b (1983)].

759. J. A. Berson, P. B. Dervan, R. Malherbe, and J. A. Jenkins, *J. Am. Chem. Soc.*, **98**, 5937 (1976).
760. J. B. Lambert, H. W. Mark, and E. S. Magyar, *J. Am. Chem. Soc.*, **99**, 3059 (1977).
761. N. Petragnani, T. Brocksom, and A. Moro, *Farmaco, Ed. Sci.*, **32**, 512 (1977) [*C.A.*, **87**, 135220p (1977)].
762. P. A. Bartlett and W. S. Johnson, *J. Am. Chem. Soc.*, **95**, 7501 (1973).
763. I. Simonyi, L. Ladanyi, G. Racz, A. Mandi, and S. Pataki, *Hungarian Patent* 23,998 (1982) [*C.A.*, **99**, 53359z (1983)].
764. K. J. Shea, S. Wise, L. D. Burke, P. D. Davis, J. W. Gilman, and A. C. Greeley, *J. Am. Chem. Soc.*, **104**, 5708 (1982).
765. Y. Hamashima and K. Minami, *Japanese Patent* 75 131,965 [*C.A.*, **85**, 78107q (1976)].
766. K. Hejno and F. Šorm, *Collect. Czech. Chem. Commun.*, **41**, 1225 (1976).
767. S. Chimichi and R. Nesi, *J. Chem. Soc., Perkin Trans. 1*, **1979**, 2215.
768. A. G. Caldwell, C. J. Harris, R. Stepney, and N. Whittaker, *J. Chem. Soc., Perkin Trans. 1*, **1980**, 495.
769. G. Ohloff, W. Giersch, W. Thommen, and B. Willhalm, *Helv. Chim. Acta*, **66**, 1343 (1983).
770. M. Shiozaki, N. Ishida, T. Hiraoka, and H. Maruyama, *Tetrahedron*, **40**, 1795 (1984).
771. W. F. Hoffman, O. W. Woltersdorf, Jr., F. C. Novello, E. J. Cragoe, Jr., J. P. Springer, L. S. Watson, and G. M. Fanelli, Jr., *J. Med. Chem.*, **24**, 865 (1981).
772. R. B. Woodward, *The Harvey Lecture Ser.*, **59**, 31 (1963–64; published 1965) [*C.A.*, **63**, 8422f (1965)].
773. T. Kametani and K. Fukumoto, *Heterocycles (Special Issue)*, **10**, 542 (1978).
774. C. Wijnberger and C. L. Habraken, *J. Heterocycl. Chem.*, **6**, 545 (1969).
775. M. Cole, *U.S. Patent* 3,184,492 (1965) [*C.A.*, **63**, 7933h (1965)].
- 776a. W. R. Hertler, *J. Org. Chem.*, **41**, 1412 (1976).
- 776b. H. J. Bestmann and R. Schmiechen, *Chem. Ber.*, **94**, 751 (1961).
777. G. Berti, F. Bottari, and B. Macchia, *Ann. Chim. (Rome)*, **52**, 1101 (1962) [*C.A.*, **59**, 3818e (1963)].
778. D. D. Roberts and C. S. Wu, *J. Org. Chem.*, **39**, 1570 (1974).
779. A. Horeau, J. Jacques, and R. Emiliozzi, *Bull. Soc. Chim. Fr.*, **1959**, 1854.
780. S. W. Pelletier and S. Prabhakar, *J. Am. Chem. Soc.*, **90**, 5318 (1968).

781. R. J. A. Walsh and K. R. H. Wooldridge, *J. Chem. Soc., Perkin Trans. 1*, **1972**, 1247.
782. M. P. L. Caton, D. H. Jones, R. Slack, S. Squires, and K. R. H. Wooldridge, *J. Med. Chem.*, **8**, 680 (1965).
783. P. Krogsgaard-Larsen and S. B. Christensen, *Acta Chem. Scand.*, **B30**, 281 (1976).
784. H. Berger, R. Gall, K. Stach, M. Thiel, and W. Voemel, *German Offen.* 2,558,117 (1977) [*C.A.*, **87**, 135320w (1977)].
785. T. Shono, M. Kimura, A. Oku, and R. Oda, *Kogyo Kagaku Zasshi*, **69**, 2147 (1966) [*C.A.*, **66**, 94708z (1967)].
786. D. Buttimore, D. H. Jones, R. Slack, and K. R. H. Wooldridge, *J. Chem. Soc.*, **1963**, 2032.
787. K. Rajeswari and T. S. Sorensen, *J. Am. Chem. Soc.*, **95**, 1239 (1973).
788. D. G. O'Donovan and E. Barry, *J. Chem. Soc., Perkin Trans. 1*, **1974**, 2528.
789. J. T. Kurek and G. Vogel, and *J. Heterocycl. Chem.*, **5**, 275 (1968).
790. C. V. Greco and F. Pellegrini, *J. Chem. Soc., Perkin Trans. 1*, **1972**, 720.
791. E. Bisagni, J. M. Lhoste, and W. C. Hung, *J. Heterocycl. Chem.*, **18**, 755 (1981).
792. K. C. Das and B. Weinstein, *Tetrahedron Lett.*, **1969**, 3459.
793. M. Julia and G. Le Thuillier, *Bull. Soc. Chim. Fr.*, **1966**, 717.
794. D. E. Applequist and L. Kaplan, *J. Am. Chem. Soc.*, **87**, 2194 (1965).
795. L. K. A. Rahman and R. M. Scrowston, *J. Chem. Soc., Perkin Trans. 1*, **1984**, 385.
796. J. E. Siggins, A. A. Larsen, J. H. Ackerman, and C. D. Carabateas, *Org. Synth.*, **53**, 52 (1973).
- 797a. J. E. Parente, J. M. Risley, and R. L. Van Etten, *J. Am. Chem. Soc.*, **106**, 8156 (1984).
- 797b. P. W. Scott and D. R. Hawkins, *J. Labelled Compd. Radiopharm.*, **20**, 575 (1983) [*C.A.*, **99**, 194872y (1983)].
798. J. A. Day, B. R. J. Devlin, and R. J. G. Searle, *European Patent Application* 7,652 (1980) [*C.A.*, **93**, 239213d (1980)].
799. P. L. Coe, J. H. Sleight, and J. C. Tatlow, *J. Chem. Soc., Perkin Trans. 1*, **1980**, 217.
800. L. G. Humber, *J. Med. Chem.*, **7**, 826 (1964).
801. R. P. Dickinson and B. Iddon, *J. Chem. Soc., C*, **1971**, 3447.
802. B. Wenkert, K. G. Dave, I. Dainis, and G. D. Reynolds, *Aust. J. Chem.*, **23**, 73 (1970).
803. J. W. Wilt and A. A. Levin, *J. Org. Chem.*, **27**, 2319 (1962).

804. M. Julia, S. Julia, and B. Cochet, *Bull. Soc. Chim. Fr.*, **1964**, 1487.
805. E. A. Nodiff, A. J. Saggiomo, M. Shimbo, E. H. Chen, H. Otomasu, Y. Kondo, T. Kikuchi, B. L. Verma, S. Matsuura, K. Tanabe, M. P. Tyagi, and S. Morosawa, *J. Med. Chem.*, **15**, 775 (1972).
806. R. N. Castle and M. Onda, *J. Org. Chem.*, **26**, 4465 (1961).
807. L. S. Besford, C. Allen, and J. M. Bruce, *J. Chem. Soc.*, **1963**, 2867.
808. Y. Sato and Y. Matsumoto, *Takamine Kenkyusho Nempo*, **11**, 33 (1959) [*C.A.*, **55**, 5456d (1961)].
809. G. Sunagawa, H. Sato, and Y. Matsumoto, Japanese Patent 7,480 (1962) [*C.A.*, **59**, 1596d (1963)].
810. K. Tsuda, S. Ikuma, M. Kawamura, R. Tachikawa, and T. Miyadera, *Chern. Pharm. Bull.*, **10**, 865 (1962).
811. M. F. Zipplies, C. Krieger, and H. A. Staab, *Tetrahedron Lett.*, **24**, 1925 (1983).
812. C. Kaiser and C. L. Zirkle, U.S. Patent 3,149,159 (1964) [*C.A.*, **62**, 14530d (1965)].
813. E. Vogel, H. M. Deger, J. Sombroek, J. Palm, A. Wagner, and J. Lex, *Angew. Chem.*, **92**, 43 (1980); *Angew. Chem., Int. Ed. Engl.*, **19**, 41 (1980).
814. M. Jones, Jr., S. D. Reich, and L. T. Scott, *J. Am. Chem. Soc.*, **92**, 3118 (1970).
815. B. T. Ho, W. M. McIsaac, R. An, L. W. Tansey, K. E. Walker, L. F. Englert, Jr., and M. B. Noel, *J. Med. Chem.*, **13**, 26 (1970).
816. F. Bohlmann and W. Sucrow, *Chem. Ber.*, **97**, 1839 (1964).
817. M. Duraisamy and H. M. Walborsky, *J. Am. Chem. Soc.*, **105**, 3252 (1983).
818. J. J. Riehl and A. Fougerousse, *Bull. Soc. Chim. Fr.*, **1968**, 4083.
819. D. A. Coviello and W. H. Hartung, *J. Org. Chem.*, **24**, 1611 (1959).
820. A. L. Ternay, Jr., D. Davenport, and G. Bledsoe, *J. Org. Chem.*, **39**, 3268 (1974).
821. L. H. Slaugh, *J. Am. Chem. Soc.*, **83**, 2737 (1961).
822. J. R. L. Smith, R. O. C. Norman, M. E. Rose, and A. C. W. Curran, *J. Chem. Soc., Perkin Trans. 1*, **1979**, 2863.
823. D. C. Ayres, B. G. Carpenter, and R. C. Denney, *J. Chem. Soc.*, **1965**, 3578.
824. G. C. Barley, E. R. H. Jones, V. Thaller, and R. A. Vere Hodge, *J. Chem. Soc., Perkin Trans. 1*, **1973**, 151.
825. I. A. Pearl and S. F. Darling, *J. Org. Chem.*, **22**, 1266 (1957).
826. H. Yee and A. J. Boyle, *J. Org. Chem.*, **27**, 2929 (1962).
827. Merck & Co., Inc., Belgian Patent 649,169 (1964) [*C.A.*, **64**, 6622b

- (1966)].
828. R. H. Rynbrandt and F. E. Dutton, *J. Org. Chem.*, **40**, 2282 (1975).
829. T. Okuno, Y. Ishita, A. Sugawara, Y. Mori, K. Sawai, and T. Matsumoto, *Tetrahedron Lett.*, **1975**, 335.
830. M. J. Perkins and B. P. Roberts, *J. Chem. Soc., Perkin Trans. 1*, **1974**, 297.
831. J. W. Wilt and C. A. Schneider, *J. Org. Chem.*, **26**, 4196 (1961).
832. C. Rüchardt, *Chem. Ber.*, **94**, 2609 (1961).
833. C. Rüchardt and H. Trautwein, *Chem. Ber.*, **98**, 2478 (1965).
834. Merck & Co., Inc., Dutch Patent Application 6,517,090 (1966) [*C.A.*, **66**, 2467f (1967)].
835. R. G. Harrison, B. Lythgoe, and P. W. Wright, *J. Chem. Soc., Perkin Trans. 1*, **1974**, 2654.
836. F. Bohlmann, M. Ganzer, M. Krüger, and E. Nordhoff, *Tetrahedron*, **39**, 123 (1983).
837. Suwa Seikosha Co., Ltd., Japanese Patent (Tokkyo Koho) 57 118,581 (1982) [*C.A.*, **98**, 16703r (1983)].
838. A. Burger and S. S. Hillery, *J. Med. Chem.*, **13**, 1232 (1970).
839. I. A. Pearl, *J. Org. Chem.*, **24**, 736 (1959).
840. K. Hamada, K. Nishizawa, Y. Hazama, and T. Akitani, Japanese Patent (Tokkyo Koho) 80 27,166 [*C.A.*, **94**, 65323t (1981)].
841. H. Grisebach and L. Patschke, *Chem. Ber.*, **93**, 2326 (1960).
842. H. Muxfeldt, *Chem. Ber.*, **92**, 3122 (1959).
843. J. H. Fried and I. T. Harrison, German Offen. 2,043,048 (1971) [*C.A.*, **75**, 20035s (1971)].
844. J. H. Fried and I. T. Harrison, U.S. Patent 3,958,012 (1976) [*C.A.*, **85**, 46259z (1976)].
845. J. Borck, J. Dahm, V. Koppe, J. Krämer, G. Schorre, J. W. Hovy, and E. Schorscher, German Offen. 1,900,585 (1970) [*C.A.*, **74**, 53554t (1971)].
846. K. Hamada, K. Nishizawa, S. Hazama, and T. Akitani, Japanese Patent (Tokkyo Koho) 80 36,459 [*C.A.*, **93**, 185962b (1980)].
847. G. Culbertson and R. Pettit, *J. Am. Chem. Soc.*, **85**, 741 (1963).
848. J. W. Wilt, J. F. Zawadzki, and D. G. Schultenover, S. J., *J. Org. Chem.*, **31**, 876 (1966).
- 849a. P. LeRoy Anderson and D. A. Brittain, German Offen. 2,439,294 (1975) [*C.A.*, **82**, 170341x (1975)].
- 849b. M. I. Komendantov and T. B. Panosiuk, *Zh. Org. Khim.*, **21**, 1437 (1985); *Engl. Transl.*, p. 1308.

850. P. V. Rao, S. Ramachandran, and D. G. Cornwell, *J. Lipid Res.*, **8**, 380 (1967).
851. G. H. Senkler, Jr., D. Gust, P. X. Riccobono, and K. Mislow, *J. Am. Chem. Soc.*, **94**, 8626 (1972).
852. A. Burger, D. J. Abraham, J. P. Buckley, and W. J. Kinnard, *Monatsh. Chem.*, **95**, 1721 (1964).
853. L. H. Slaugh, E. F. Magoon, and V. P. Guinn, *J. Org. Chem.*, **28**, 2643 (1963).
854. A. Barco, S. Benetti, G. P. Pollini, P. G. Baraldi, M. Guarneri, D. Simoni, C. B. Vicentini, P. G. Borasio, and A. Capuzzo, *J. Med. Chem.*, **21**, 988 (1978).
855. J. A. Diment, E. Ritchie, and W. C. Taylor, *Aust. J. Chem.*, **20**, 565 (1967).
856. S. Hünig and G. Ruider, *Tetrahedron Lett.*, **1968**, 773.
857. H. Rakoff, *J. Am. Oil Chem. Soc.*, **46**, 277 (1969) [*C.A.*, **71**, 382 64t (1969)].
858. P. R. Jones, M. D. Saltzman, and R. J. Panicci, *J. Org. Chem.*, **35**, 1200 (1970).
859. T. Y. Shen and L. H. Sarett, U.S. Patent 3,271,416 (1966) [*C.A.*, **66**, 18668w (1967)].
860. F. Murai and M. Tagawa, *Chem. Pharm. Bull.*, **28**, 1730 (1980).
861. V. P. Arya and B. G. Engel, *Helv. Chim. Acta*, **44**, 1650 (1961).
862. R. C. Schulz, P. Elzer, and W. Kern, *Chimia (Aarau)*, **13**, 237 (1959) [*C.A.*, **54**, 1281f (1960)].
- 863a. H. Plieninger, M. Höbel, and V. Liede, *Chem. Ber.*, **96**, 1618 (1963).
- 863b. G. W. H. Cheeseman and S. G. Greenberg, *J. Heterocycl. Chem.*, **16**, 241 (1979).
864. W. L. F. Armarego and P. G. Tucker, *Aust. J. Chem.*, **32**, 1805 (1979).
865. E. Brown and R. Dhal, *Bull. Soc. Chim. Fr.*, **1972**, 4292.
866. E. Crundwell and A. L. Cripps, *J. Med. Chem.*, **15**, 754 (1972).
867. E. Crundwell and A. L. Cripps, *Chem. Ind. (London)*, **1971**, 767.
868. H. M. Frey and R. K. Solly, *J. Chem. Soc., B*, **1970**, 996.
869. F. Mathey and J. Bensoam, *Tetrahedron*, **31**, 391 (1975).
870. J. M. Ribó and F. R. Trull, *Monatsh. Chem.*, **114**, 1087 (1983).
871. W. Francke and W. Mackenroth, *Angew. Chem.*, **94**, 704 (1982); *Angew. Chem., Int. Ed. Engl.*, **21**, 698 (1982).
872. J. E. Baldwin, R. C. Thomas, L. I. Kruse, and L. Silberman, *J. Org. Chem.*, **42**, 3846 (1977).
- 873a. L. I. Kruse and M. D. Meyer, *J. Org. Chem.*, **49**, 4761 (1984).

- 873b. K. W. Blake, I. Gillies, and R. C. Denney, *J. Chem. Soc., Perkin Trans. 1*, **1981**, 700.
874. J. N. Chatterjea and K. Prasad, *J. Indian Chem. Soc.*, **37**, 357 (1960) [C.A., **55**, 533h (1961)].
875. J. Kossanyi, B. Guiard, and B. Furth, *Bull. Soc. Chim. Fr.* **1974**, 305.
876. T. Strzalko and J. Seyden-Penne, *C. R. Acad. Sci., Ser. C*, **269**, 604 (1969).
877. J. A. Marshall and N. H. Andersen, *Tetrahedron Lett.*, **1967**, 1219.
878. J. A. Marshall, N. H. Andersen, and J. W. Schlicher, *J. Org. Chem.*, **35**, 858 (1970).
879. M. Schwarz, J. E. Oliver, and P. E. Sonnet, *J. Org. Chem.*, **40**, 2410 (1975).
880. B. P. Das, J. A. Campbell, F. B. Samples, R. A. Wallace, L. K. Whisenant, R. W. Woodard, and D. W. Boykin, Jr., *J. Med. Chem.*, **15**, 370 (1972).
- 881a. N. S. Narasimhan and S. M. Gokhale, *J. Chem. Soc., Chem. Commun.*, **1985**, 86.
- 881b. J. C. Chottard and M. Julia, *Bull. Soc. Chim. Fr.*, **1968**, 3700.
882. R. V. Stevens, F. C. A. Gaeta, and D. S. Lawrence, *J. Am. Chem. Soc.*, **105**, 7713 (1983).
883. A. Franke, G. Mattern, and W. Traber, *Helv. Chim. Acta*, **58**, 283 (1975).
884. H. Muxfeldt, E. Jacobs, and K. Uhlig, *Chem. Ber.*, **95**, 2901 (1962).
885. H. Muxfeldt, *German Offen.* 1,147,212 (1963) [C.A., **59**, 9933h (1963)].
886. H. Muxfeldt, W. Rogalski, and K. Striegler, *Chem. Ber.*, **95**, 2581 (1962).
887. H. Muxfeldt, *German Offen.* 1,143,192 (1963) [C.A., **58**, 12484g (1963)].
888. B. R. Baker and R. E. Gibson, *J. Med. Chem.*, **14**, 315 (1971).
889. G. R. Allen, Jr., and M. J. Weiss, *J. Org. Chem.*, **30**, 2904 (1965).
890. Société des Usines Chimiques Rhone-Poulenc, *French Patent*, 1,276,217 (1962) [C.A., **57**, 13771h (1962)].
891. G. Pala, A. Donetti, A. Mantegani, E. Crescenzi, B. Lumachi, and G. Coppi, *J. Med. Chem.*, **13**, 1089 (1970).
892. K. Šindelá | , J. Metyšová, B. Kaká / , J. Holubek, B. Svátek, J. O. Jílek, J. Pomyká / ek, and M. Protiva, *Collect. Czech. Chem. Commun.*, **39**, 2099 (1974).
893. M. Protiva, K. Šindelá | , and J. Metyšová, *Czech. Patent* 155,091 (1974) [C.A., **83**, 164232s (1975)].
894. N. Suzuki, T. Sone, S. Tagaki, E. Muramatsu, Y. Kobayashi, M.

- Wakabayashi, and T. Sowa, Japanese Patent 77 59,168 [C.A., **87**, 168079c (1977)].
895. W. A. Bolhofer, C. N. Habecker, A. M. Pietruszkiewicz, M. L. Torchiana, H. I. Jacoby, and C. A. Stone, J. Med. Chem., **22**, 295 (1979).
 896. M. J. Kornet, W. Beaven, and T. Varia, J. Heterocycl. Chem., **22**, 1089 (1985).
 897. D. G. Markees, L. S. Schwab, and A. Vegotsky, J. Med. Chem., **17**, 137 (1974).
 898. D. L. Venton, S. E. Enke, and G. C. Le Breton, J. Med. Chem., **22**, 824 (1979).
 899. F. I. Carroll, J. T. Blackwell, A. Philip, and C. E. Twine, J. Med. Chem., **19**, 1111 (1976).
 900. N. Hirose, S. Kuriyama, and S. Toyoshima, Chem. Pharm. Bull., **24**, 2661 (1976).
 901. R. D. Sindelar, J. Mott, C. F. Barfknecht, S. P. Arneric, J. R. Flynn, J. P. Long, and R. K. Bhatnagar, J. Med. Chem., **25**, 858 (1982).
 902. A. Kotani and M. Shiroki, Japanese Patent 77 153,922 [C.A., **88**, 169760a (1978)].
 903. K. Šindelá | , B. Kaká / , J. Holubek, B. Svátek, M. Ryska, J. Metyšová, and M. Protiva, Collect. Czech. Chem. Commun., **41**, 1396 (1976).
 904. A. M. Crider, J. M. Robinson, H. G. Floss, J. M. Cassady, and J. A. Clemens, J. Med. Chem., **20**, 1473 (1977).
 905. K. Psotta and A. Wiechers, Tetrahedron, **35**, 255 (1979).
 906. D. R. Julian and Z. S. Matusiak, J. Heterocycl. Chem., **12**, 1179 (1975).
 907. R. P. Stein and D. J. Delecki, U.S. Patent 4,129,561 (1978) [C.A., **90**, 152035m (1979)].
 - 908a. J. Muralová, J. Hájí / ek, and J. Trojánek, 1 esk. Farm., **32**, 23 (1983) [C.A., **98**, 179710e (1983)].
 - 908b. M. Rajsner, L. Bláha, J. Pirková, V. Tr / ka, J. Muratová, and M. Van \ /ek, Czech. Patent 217,009 (1984) [C.A., **102**, 220550u (1985)].
 909. C. Temple, Jr., J. D. Rose, and J. A. Montgomery, Chem. Ind. (London), **1971**, 883.
 910. C. Temple, Jr., J. D. Rose, and J. A. Montgomery, J. Pharm. Sci., **61**, 1297 (1972) [C.A., **77**, 101279t (1972)].
 911. N. Yokoyama, P. I. Almaula, F. B. Block, F. R. Granat, N. Gottfried, R. T. Hill, E. H. McMahon, W. F. Munch, H. Rachlin, J. K. Saelens, M. G. Siegel, H. C. Tomaselli, and F. H. Clarke, J. Med. Chem., **22**, 537 (1979).
 912. R. Hoellinger, W. Wendtland, and G. Schneider, Canadian Patent

- 986,539 (1976) [C.A., **85**, 159639s (1976)].
913. J. Mouralová, Z. Veselý, J. Hodková, and J. Trojánek, Czech. Patent 196,935 (1981) [C.A., **97**, 92609j (1982)].
914. K. Matsumoto, P. Stark, and R. G. Meister, J. Med. Chem., **20**, 17 (1977).
915. C. Temple, Jr., J. D. Rose, and J. A. Montgomery, J. Med. Chem., **17**, 972 (1974).
916. A. R. Kraska and J. J. Plattner., German Offen. 2,528,731 (1976) [C.A., **84**, 164386r (1976)].
917. J. G. Topliss, M. H. Sherlock, F. H. Clarke, M. C. Daly, B. W. Petersen, J. Lipski, and N. Sperber, J. Org. Chem., **26**, 3842 (1961).
918. C. W. Whitehead, J. J. Traverso, H. R. Sullivan, and F. J. Marshall, J. Org. Chem., **26**, 2814 (1961).
919. T. Kunieda, T. Higuchi, Y. Abe, and M. Hirobe, Tetrahedron, **39**, 3253 (1983).
920. H. O. House, F. J. Sauter, W. G. Kenyon, and J. J. Riehl, J. Org. Chem., **33**, 957 (1968).
921. P. G. Gassman and B. L. Fox, J. Org. Chem., **32**, 480 (1967).
922. R. R. Sauers, S. B. Schlosberg, and P. E. Pfeffer, J. Org. Chem., **33**, 2175 (1968).
923. T. J. Perun, L. Zeftel, R. G. Nelb, and D. S. Tarbell, J. Org. Chem., **28**, 2937 (1963).
924. R. A. Abramovitch and D. L. Struble, Tetrahedron, **24**, 705 (1968).
925. K. Mori and M. Matsui, Tetrahedron, **24**, 3127 (1968).
926. K. Mori and M. Matsui, Tetrahedron Lett., **1967**, 2515.
- 927a. A. I. Meyers, R. F. Spohn, and R. J. Lindermann, J. Org. Chem., **50**, 3633 (1985).
- 927b. R. Bloch, J. L. Bouket, and J. M. Conia, Bull. Soc. Chim. Fr., **1969**, 489.
928. M. F. Corrigan and B. O. West, Aust. J. Chem., **29**, 1413 (1976).
929. A. Meisters and P. C. Wailes, Aust. J. Chem., **13**, 347 (1960).
930. T. Y. Shen and H. Jones, German Offen. 2,321,151 (1973) [C.A., **80**, 27016y (1974)].
931. D. Taub, S. Zelawski, and N. L. Wendler, Tetrahedron Lett., **1975**, 3667.
932. J. A. Oakleaf, M. T. Thomas, A. Wu, and V. Snieckus, Tetrahedron Lett., **1978**, 1645.
933. K. Naya, Y. Makiyama, T. Matsuura, N. Ii, H. Nagano, and T. Takahashi, Chem. Lett., **1978**, 301.
934. T. K. Schaaf, D. L. Bussolotti, and M. J. Parry, J. Am. Chem. Soc., **103**, 6502 (1981).

935. D. J. Dawson and R. E. Ireland, *Tetrahedron Lett.*, **1968**, 1899.
936. T. Sone, S. Terashima, and S. Yamada, *Chem. Pharm. Bull.*, **24**, 1288 (1976).
937. P. D. Howes and F. Sondheimer, *J. Org. Chem.*, **43**, 2158 (1978).
938. G. F. Griffiths, G. W. Kenner, S. W. McCombie, K. M. Smith, and M. J. Sutton, *Tetrahedron*, **32**, 275 (1976).
939. O. Kříž, J. Fusek, and B. Fásenský, *Collect. Czech. Chem. Commun.*, **48**, 2188 (1983).
940. W. L. F. Armarego, H. Schou, and P. Waring, *J. Chem. Res. (S)*, **1980**, 133.
941. W. L. F. Armarego, H. Schou, and P. Waring, *J. Chem. Res. (M)*, **1980**, 1951.
942. E. B. Sanders, H. V. Secor, and J. I. Seeman, *J. Org. Chem.*, **43**, 324 (1978).
943. T. S. Osdene and E. B. Sanders, U.S. Patent 4,093,620 (1978) [C.A., **89**, 179851r (1978)].
944. U. Ekevåg, M. Elander, L. Gawell, K. Leander, and B. Luning, *Acta Chem. Scand., Ser. B*, **27**, 1982 (1973).
945. H. Newman, *J. Heterocycl. Chem.*, **11**, 449 (1974).
946. R. F. Borne, C. R. Clark, and J. M. Holbrook, *J. Med. Chem.*, **16**, 853 (1973).
947. T. Kakizawa, K. Sakai, Y. Naoi, and M. Onaya, Japanese Patent 76 29,484 [C.A., **85**, 94232g (1976)].
948. R. W. Lockhart, M. Kitadani, F. W. B. Einstein, and Y. L. Chow, *Can. J. Chem.*, **56**, 2897 (1978).
949. S. Brandänge and L. Lindblom, *Acta Chem. Scand., Ser. B*, **33**, 187 (1979).
950. D. S. Kemp, J. C. Chabala, and S. A. Marson, *Tetrahedron Lett.*, **1978**, 543.
951. A. B. Daruwala, J. E. Gearien, W. J. Dunn, III, P. S. Benoit, and L. Bauer, *J. Med. Chem.*, **17**, 819 (1974).
952. K. Takayama, M. Isobe, K. Harano, and T. Taguchi, *Tetrahedron Lett.*, **1973**, 365.
953. M. Isobe, K. Harano, and T. Taguchi, *Yakugaku Zasshi*, **94**, 343 (1974) [C.A., **81**, 77766j (1974)].
954. J. Jindřichovský, A. Rybář, and R. Frimm, Czech. Patent 210,993 (1984) [C.A., **101**, 130603p (1984)].
955. N. Kawahara, T. Nakajima, T. Itoh, and H. Ogura, *Heterocycles*, **16**, 729 (1981).
956. R. F. Borne, S. J. Law, P. W. With, and J. C. Murphy, *J. Pharm. Sci.*,

- 66**, 594 (1977) [C.A., **87**, 102139r (1977)].
957. J. G. Cannon, G. J. Hatheway, J. P. Long, and F. M. Sharabi, *J. Med. Chem.*, **19**, 987 (1976).
958. F. M. Sharabi, J. P. Long, J. G. Cannon, and G. J. Hatheway, *J. Pharmacol. Exp. Ther.*, **199**, 630 (1976) [C.A., **86**, 37497u (1977)].
959. M. S. Manhas, M. Sugiura, and H. P. S. Chawla, *J. Heterocycl. Chem.*, **15**, 949 (1978).
960. R. F. Borne, C. R. Clark, and R. L. Peden, *J. Heterocycl. Chem.*, **10**, 241 (1973).
- 960a. A. I. Meyers, R. Hanreich, and K. T. Wanner, *J. Am. Chem. Soc.*, **107**, 7776 (1985).
961. F. Szemes and A. Rybá | , Czech. Patent, 209,400 (1983) [C.A., **100**, 68192c (1984)].
962. W. L. F. Armarego and T. Kobayashi, *J. Chem. Soc., C*, **1971**, 3222.
963. M. E. Rogers and E. L. May, *J. Med. Chem.*, **17**, 1328 (1974).
964. J. G. Cannon, C. Suarez-Gutierrez, T. Lee, J. P. Long, B. Costall, D. H. Fortune, and R. J. Naylor, *J. Med. Chem.*, **22**, 341 (1979).
965. T. Tanaka, T. Hayasaka, K. Saito, and T. Goto, *Yakugaku Zasshi*, **99**, 335 (1979) [C.A., **91**, 211355m (1979)].
966. K. Okada, J. A. Kelley, and J. S. Driscoll, *J. Org. Chem.*, **42**, 2594 (1977).
967. F. Ishikawa, T. Imano, K. Higashi, and Y. Abiko, Japanese Patent (Tokkyo Koho) 78 79,888 [C.A., **90**, 23095g (1979)].
968. M. J. Begley and N. Whittaker, *J. Chem. Soc., Perkin Trans. 1*, **1973**, 2830.
969. CIBA Ltd., French Patent 1,449,604 (1966) [C.A., **67**, 21847e (1967)].
- 970a. D. L. Coffen, D. A. Katonak, and F. Wong, *J. Am. Chem. Soc.*, **96**, 3966 (1974).
- 970b. P. Melloni, A. Della Torre, E. Lazzari, G. Mazzini, and M. Meroni, *Tetrahedron*, **41**, 1393 (1985).
971. T. Kametani, Y. Suzuki, and M. Ihara, *Can. J. Chem.*, **57**, 1679 (1979).
- 972a. T. Tanaka, K. Mashimo, and M. Wagatsuma, *Tetrahedron Lett.*, **1971**, 2803.
- 972b. H. Ishii, E. Ueda, K. Nakajima, T. Ishida, T. Ishikawa, K. I. Harada, I. Ninomiya, T. Naito and T. Kiguchi, *Chem. Pharm. Bull.*, **26**, 864 (1978).
973. S. I. Clarke and R. H. Prager, *Aust. J. Chem.*, **35**, 1645 (1982).
974. Z. Veselý, J. Holubek, and J. Trojánek, *Chem. Ind. (London)*, **1973**, 478.
975. Z. Veseleý and J. Trojánek, Czech. Patent 154,973 (1974) [C.A., **82**, 9800 1s (1975)].

976. G. R. Lenz, *J. Org. Chem.*, **41**, 2201 (1976).
977. T. Kametani, S. P. Huang, M. Ihara, and K. Fukumoto, *Chem. Pharm. Bull.*, **23**, 2010 (1975).
978. T. Kametani, Japanese Patent 76 80,860 [C.A., **86**, 72474f (1977)].
979. G. R. Lenz, *J. Org. Chem.*, **39**, 2846 (1974).
980. T. Ibuka, K. Tanaka, and Y. Inubushi, *Chem. Pharm. Bull.*, **22**, 907 (1974).
981. T. Ibuka, K. Tanaka, and Y. Inubushi, *Tetrahedron Lett.*, **1972**, 1393.
982. J. G. Cannon, T. Lee, H. D. Goldman, J. P. Long, J. R. Flynn, T. Verimer, B. Costall, and R. J. Naylor, *J. Med. Chem.*, **23**, 1 (1980).
983. E. O. Renth, A. Mentrup, and K. Schromm, German Offen. 2,050,684 (1972) [C.A., **77**, 34573u (1972)].
984. T. Kametani, H. Seto, H. Nemoto, and K. Fukumoto, *J. Org. Chem.*, **42**, 3605 (1977).
- 985a. G. A. Kraus and S. Yue, *J. Chem. Soc., Chem. Commun.*, **1983**, 1198.
- 985b. M. Ihara, M. Tsuruta, K. Fukumoto, and T. Kametani, *J. Chem. Soc., Chem. Commun.*, **1985**, 1159.
986. T. Kametani, T. Ohsawa, and M. Ihara, *J. Chem. Res. (S)*, **1979**, 364.
987. T. Kametani, T. Ohsawa, and M. Ihara, *J. Chem. Res. (M)*, **1979**, 4438.
988. T. Kametani, S. P. Huang, M. Ihara, and K. Fukumoto, *J. Org. Chem.*, **41**, 2545 (1976).
989. T. Ohnuma, T. Oishi, and Y. Ban, *J. Chem. Soc., Chem. Commun.*, **1973**, 301.
990. A. Mondon and H. Witt, *Chem. Ber.*, **103**, 1522 (1970).
991. T. Kametani, S. A. Surgenor, and K. Fukumoto, *J. Chem. Soc., Perkin Trans. 1*, **1981**, 920.
992. Sendai Institute of Heterocyclic Chemistry, Japanese Patent (Tokkyo Koho) 82 38,780 [C.A., **97**, 145104z (1982)].
993. D. J. Aberhart and C. T. Hsu, *J. Org. Chem.*, **41**, 2098 (1976).
994. T. Fukuyama and R. A. Sachleben, *J. Am. Chem. Soc.*, **104**, 4957 (1982).
995. J. Trojánek, Research Institute for Pharmacy and Biochemistry, Prague, personal communication.
996. H. von Dobeneck and B. Hansen, *Chem. Ber.*, **105**, 3611 (1972).
997. J. W. Epstein, H. J. Brabander, W. J. Fanshawe, C. M. Hofmann, T. C. McKenzie, S. R. Safir, A. C. Osterberg, D. B. Cosulich, and F. M. Lovell, *J. Med. Chem.*, **24**, 481 (1981).
998. W. J. Fanshawe, J. W. Epstein, L. S. Crawley, C. M. Hofmann, and S. R. Safir, German Offen. 2,740,562 (1978) [C.A., **89**, 6216j (1978)].

999. W. J. Fanshawe, J. W. Epstein, L. S. Crawley, C. M. Hofmann, and S. R. Safir, U.S. Patent 4,088,652 (1978) [C.A., **89**, 129383u (1978)].
1000. J. Kalo, D. Ginsburg, and E. Vogel, Tetrahedron, **33**, 1177 (1977).
1001. E. Ciganek, J. Org. Chem., **45**, 1512 (1980).
1002. H. G. Thomas and P. C. Ruenitz, J. Heterocycl. Chem., **21**, 1057 (1984).
1003. J. C. Nnadi and P. S. Landis, U.S. Patent 3,799,877 (1974) [C.A., **81**, 153475f (1974)].
1004. A. P. Kozikowski and R. J. Schmiesing, J. Org. Chem., **48**, 1000 (1983).
1005. A. Gieren, B. Dederer, I. Ugi, and S. Stüber, Tetrahedron Lett., **1977**, 1507.
1006. T. Nishiwaki and F. Fujiyama, J. Chem. Soc., Perkin Trans. 1, **1972**, 1456.
1007. T. Kobayashi, K. Iino, and T. Hiraoka, Chem. Pharm. Bull., **27**, 2727 (1979).
1008. J. Málek and M. 1 erný, unpublished results.
1009. M. 1 erný and J. Málek, Tetrahedron Lett., **1972**, 691.
1010. J. Málek and M. 1 erný, J. Organomet. Chem., **84**, 139 (1975).
1011. G. Bellucci, F. Macchia, and M. Poggianti, Chim. Ind. (Milan), **50**, 1324 (1968).
1012. F. Bondavalli, A. Ranise, P. Schenone, and S. Lanteri, J. Chem. Soc., Perkin Trans. 1, **1978**, 804.
1013. J. R. Dimmock, W. A. Turner, P. J. Smith, and R. G. Sutherland, Can. J. Chem., **51**, 427 (1973).
1014. S. S. Klioze, F. J. Ehrigott, Jr., J. C. Wilker, and D. L. Woodward, J. Med. Chem., **22**, 1497 (1979).
- 1014a Sagami Chemical Research Center, Japanese Patent (Tokkyo Koho) . 60 23,393 (85 23,393) (1985) [C.A., **103**, 215719x (1985)].
1015. E. E. Smissman and T. L. Pazdernik, J. Med. Chem., **16**, 18 (1973).
1016. B. S. E. Carnmalm, T. De Paulis, S. B. Ross, S. I. Råmsby, N. E. Stjernström, and S. O. Ogren, German Offen. 2,227,922 (1973) [C.A., **78**, 159333t (1973)].
1017. B. S. E. Carnmalm, S. I. Råmsby, N. E. Stjernström, and S. O. Ogren, European Patent Application 16,746 (1980) [C.A., **94**, 156419v (1981)].
1018. B. Carnmalm, E. Jacupovic, L. Johansson, T. de Paulis, S. Råmsby, N. E. Stjernström, A. L. Renyi, S. B. Ross, and S. O. Ögren, J. Med. Chem., **17**, 65 (1974).
1019. E. E. Smissman and R. T. Borchardt, J. Med. Chem., **14**, 377 (1971).
1020. P. G. Pietta, P. F. Cavallo, K. Takahashi, and G. R. Marshall, J. Org.

- Chem., **39**, 44 (1974).
1021. L. D. Ruffin and S. B. Bowlus, J. Heterocycl. Chem., **20**, 461 (1983).
 1022. R. A. Michelin, G. Facchin, and P. Uguagliati, Inorg. Chem., **23**, 961 (1984).
 1023. M. P. Periasamy and H. M. Walborsky, J. Am. Chem. Soc., **99**, 2631 (1977).
 1024. R. Fielden, O. Meth-Cohn, and H. Suschitzky, J. Chem. Soc., Perkin Trans. 1, **1973**, 705.
 1025. R. F. Borne, C. R. Clark, and N. A. Wade, J. Heterocycl. Chem., **11**, 311 (1974).
 1026. V. Valenta and M. Protiva, Collect. Czech. Chem. Commun., **41**, 906 (1976).
 1027. M. Protiva, V. Valenta, and A. 1 apek, Czech. Patent 183,126 (1980) [C.A., **94**, 192373j (1981)].
 - 1028a K. Šindelá | , J. Holubek, J. Schlanger, A. Dlaba / , M. Valchá | , . and M. Protiva, Collect. Czech. Chem. Commun., **50**, 503 (1985).
 - 1028b M. Protiva, K. Pelz, J. Jílek, V. Seidlová, and J. Metyšová, Czech. . Patent 131,189 (1969) [C.A., **73**, 56127w (1970)]; French Patent 1,566,933 (1969) [C.A., **72**, 90336c (1970)].
 1029. M. Protiva and J. Jílek, South African Patent 71 04,647 (1972) [C.A., **78**, 72209h (1973)].
 1030. M. Protiva, J. Jílek, and J. Vít, Czech. Patent 149,277 (1973) [C.A., **80**, 70836c (1974)].
 1031. R. K. Hill, M. G. Fracheboud, S. Sawada, R. M. Carlson, and S. J. Yan, Tetrahedron Lett., **1978**, 945.
 1032. J. C. Kim, S. K. Lee, C. B. Kim, S. K. Han, S. K. Choi, and K. H. Lee, Teahan Hwahak Hoechi, **21**, 187 (1977) [C.A., **87**, 184254m (1977)].
 1033. C. F. Barfknecht, D. E. Nichols, D. B. Busterholz, J. P. Long, J. A. Engelbrecht, J. M. Beaton, R. J. Bradley, and D. C. Dyer, J. Med. Chem., **16**, 804 (1973).
 1034. D. E. Nichols, C. F. Barfknecht, J.P. Long, R. T. Standridge, H. G. Howell, R. A. Partyka, and D. C. Dyer, J. Med. Chem., **17**, 161 (1974).
 1035. D. Beaumont, R. D. Waigh, M. Sunbhanich, and M. W. Nott, J. Med. Chem., **26**, 507 (1983).
 1036. W. Kantlehner, P. Speh, and H. J. Bräuner, Synthesis, **1983**, 905.
 1037. I. Ahmed, G. W. H. Cheeseman, and B. Jaques, Tetrahedron, **35**, 1145 (1979).
 - 1038a M. Natsume and I. Utsunomiya, Chem. Pharm. Bull., **32**, 2477 (1984).
 - 1038b I. Utsunomiya and M. Natsume, Heterocycles, **23**, 223 (1985).

- 1038c M. Natsume, I. Utsunomiya, K. Yamaguchi, and Shin-Ichiro Sakai, *Tetrahedron*, **41**, 2115 (1985).
1039. I. Utsunomiya and M. Natsume, *Heterocycles*, **21** (No. 2, Special Issue), 726 (1984).
1040. W. L. Albrecht, W. D. Jones, Jr., and F. W. Sweet, *J. Heterocycl. Chem.*, **15**, 209 (1978).
- 1041a F. Rise and K. Undheim, *Acta Chem. Scand.*, **B39**, 195 (1985).
- 1041b N. Finch and C. W. Gemenden, *J. Org. Chem.*, **38**, 437 (1973).
- 1041c A. Rasmussen, F. Rise, and K. Undheim, *Acta Chem. Scand.*, **B39**, 235 (1985).
1042. D. C. H. Bigg, A. W. Faull, and S. R. Purvis, *J. Heterocycl. Chem.*, **14**, 603 (1977).
1043. N. De Kimpe, R. Verhe, L. De Buyck, N. Schamp, J. P. Declercq, G. Germain, and M. Van Meersche, *J. Org. Chem.*, **42**, 3704 (1977).
1044. C. M. Wong, T. L. Ho, and W. P. Niemczura, *Can. J. Chem.*, **53**, 3144 (1975).
1045. V. N. Gogte, M. A. Salama, and B. D. Tilak, *Tetrahedron*, **26**, 173 (1970).
1046. H. W. Whitlock, Jr., and G. L. Smith, *Tetrahedron Lett.*, **1965**, 1389.
1047. E. Wenkert, R. A. Massy-Westropp, and R. G. Lewis, *J. Am. Chem. Soc.*, **84**, 3732 (1962).
1048. G. Laus and G. Van Binst, *Tetrahedron*, **35**, 849 (1979).
1049. T. Kametani, T. Kohno, K. Kigasawa, M. Hiiragi, K. Wakisaka, and T. Uryu, *Chem. Pharm. Bull.*, **19**, 1794 (1971).
- 1050a M. W. Anderson, R. C. F. Jones, and J. Saunders, *J. Chem. Soc., Chem. Commun.*, **1982**, 282.
- 1050b J. Háji / ek and J. Trojánek, Czech. Patent 214,361 (1984) [C.A., **102**, 221069f (1985)].
- 1051a S. Takano, S. Hatakeyama, and K. Ogasawara, *J. Chem. Soc., Perkin Trans. 1*, **1980**, 457.
- 1051b S. Takano, S. Hatakeyama, and K. Ogasawara, *J. Chem. Soc., Chem. Commun.*, **1977**, 68.
- 1051c S. Takano, M. Yonaga, M. Morimoto, and K. Ogasawara, *J. Chem. Soc., Perkin Trans. 1*, **1985**, 305.
1052. J. Knabe and P. Dorf Müller, *Arch. Pharm. (Weinheim, W. Germany)*, **318**, 531 (1985).
1053. O. E. Edwards, *J. Chem. Soc., Chem. Commun.*, **1965**, 318.

1054. C. R. Johnson and C. J. Stark, Jr., *J. Org. Chem.*, **47**, 1196 (1982).
1055. L. H. Klemm and R. F. Lawrence, *J. Heterocycl. Chem.*, **16**, 599 (1979).
1056. R. W. Hoffmann, N. Huel, and B. Landmann, *Chem. Ber.*, **116**, 389 (1983).
1057. S. W. Baldwin and J. C. Tomesch, *J. Org. Chem.*, **45**, 1455 (1980).
1058. Y. Ban, K. Yoshida, J. Goto, T. Oishi, and E. Takeda, *Tetrahedron*, **39**, 3657 (1983).
- 1059a J. F. Pilichowski, J. M. Lehn, J. P. Sauvage, and J. C. Gramain, *Tetrahedron*, **41**, 1959 (1985).
- 1059b N. Finch, L. Blanchard, and L. H. Werner, *J. Org. Chem.*, **42**, 3933 (1977).
- 1059c D. Fréhel, A. Badorc, J. M. Pereillo, and J. P. Maffrand, *J. Heterocycl. Chem.*, **22**, 1011 (1985).
1060. L. S. Hegedus and J. M. McKearin, *J. Am. Chem. Soc.*, **104**, 2444 (1982).
- 1061a W. Nagata, H. Itazaki, K. Okada, T. Wakabayashi, K. Shibata, and N. Tokutake, *Chem. Pharm. Bull.*, **23**, 2867 (1975).
- 1061b W. Nagata, Japanese Patent 75 19,756 [C.A., **83**, 114234y (1975)].
1062. G. Buchbauer, W. Pernold, M. Ittner, M. T. Ahmadi, R. Dobner, and R. Reidiger, *Monatsh. Chem.*, **116**, 1209 (1985).
1063. R. W. Kierstead, A. Faraone, F. Mennona, J. Mullin, R. W. Guthrie, H. Crowley, B. Simko, and L. C. Blaber, *J. Med. Chem.*, **26**, 1561 (1983).
1064. E. Buhleier, W. Raschofer, W. Wehner, F. Luppertz, and F. Vögtle, *Justus Liebigs Ann. Chem.*, **1977**, 1344.
1065. A. P. King and C. G. Krespan, *J. Org. Chem.*, **39**, 1315 (1974).
1066. A. B. Holmes, J. Thompson, A. J. G. Baxter, and J. Dixon, *J. Chem. Soc., Chem. Commun.*, **1985**, 37.
1067. A. V. Semenovskii, E. V. Polunin, I. M. Zaks, and A. M. Moiseenkov, *Izv. Akad. Nauk SSSR, Ser. Khim.*, **1979**, 1327 [C.A., **91**, 123689t (1979)].
1068. H. F. Kung, C. C. Yu, J. Billings, M. Molnar, and M. Blau, *J. Med. Chem.*, **28**, 1280 (1985).
1069. H. F. Kung, C. C. Yu, J. Billings, M. Molnar, and M. Blau, *J. Labelled Compd. Radiopharm.*, **21**, 1016 (1984).

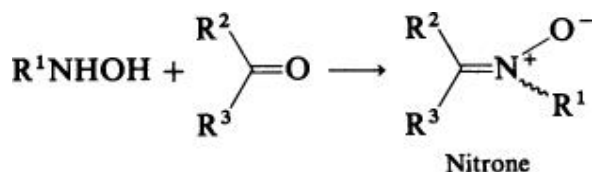
The [3 + 2] Nitron–Olefin Cycloaddition Reaction

Pat N. Confalone, E. I. du Pont de Nemours and Company, Wilmington, Delaware

Edward M. Huie, E. I. du Pont de Nemours and Company, Wilmington, Delaware

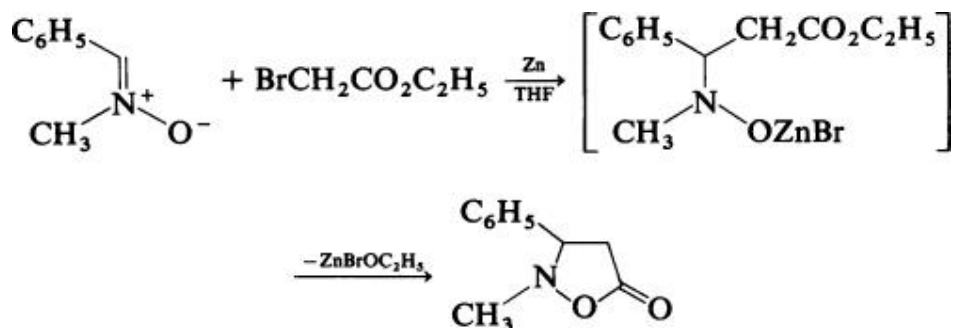
1. Introduction

Early researchers studying the condensation product of carbonyl compounds with *N*-substituted hydroxylamines elected to coin the term “nitron” as a combination of the words “nitrogen” and “ketone.” (1) This was done to emphasize the parallel between this newly discovered functionality and the already rich chemistry of the carbonyl group.



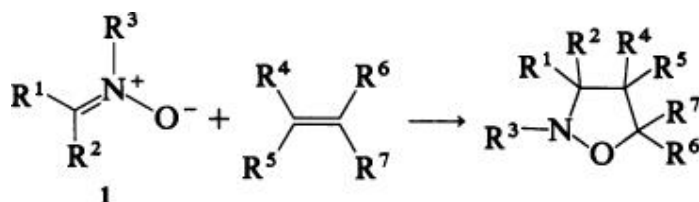
For example, nitrons are capable of reacting with carbanions of various types, a consequence of the iminium species embedded in the nitron that renders the functionality susceptible to nucleophilic attack. Thus

C-phenyl-*N*-methylnitron undergoes a Reformatsky reaction with ethyl bromoacetate in complete analogy with benzaldehyde. (2) The intermediate zinc alkoxide cyclizes to 2-methyl-3-phenylisoxazolidin-5-one, a type of compound that can also be prepared by the related nucleophilic addition of dialkyl malonates to nitrons. (3)

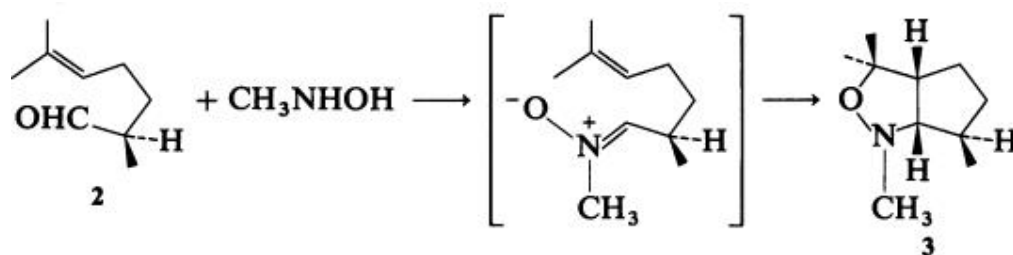


This chapter deals with a unique property of nitrons not shared by the corresponding carbonyl compounds, namely, a marked ability to undergo a [3 + 2] cycloaddition reaction in the presence of a dipolarophile. We address

the reaction of nitrones of general structure **1** with substituted olefins, both intermolecular and intramolecular. This process yields isoxazolidines directly, affording products related to those obtained in the Reformatsky reaction but arising by a different reaction mode.



The earliest description of a [3 + 2] cycloaddition involving a nitrone is that of Beckmann in 1890, who reported that a 1:1 adduct is formed when an aryl isocyanate is heated in the presence of a nitrone. (4) This observation was ignored until the systematic studies of Huisgen in the 1960s established the scope and applications of dipolar cycloadditions as a route to a great variety of heterocycles. (5-7) In 1960 LeBel described an intramolecular nitrone–olefin dipolar cycloaddition that occurs when melonal (**2**) is condensed with *N*-methylhydroxylamine. (8) The cyclopentane derivative **3** is generated with complete stereochemical control over the newly formed asymmetric centers. This prototypical reaction proceeds via the intermediate nitrone olefin. In spite of the obvious power of this reaction in forming carbocyclic rings with high regio- and stereochemical selectivities, applications of this methodology, particularly in natural product total synthesis, have not appeared until recently. Regio- and stereocontrol in the intermolecular version of the reaction is much more complicated and is covered later in this chapter.



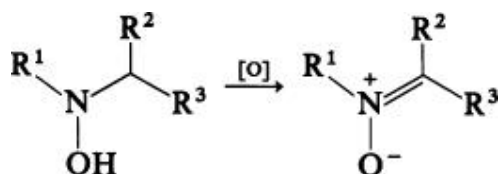
The intent of the review presented in this chapter is to provide the reader with a thorough understanding of the nitrone–olefin [3 + 2] cycloaddition reaction and to illustrate its power by describing some significant applications to complex synthetic problems. Various aspects have been reviewed. (1, 9) This documentation of the nitrone–olefin cycloaddition reaction begins with the

preparation and stability of the nitron component and is followed by mechanistic considerations. A presentation of the dipolarophile syntheses is beyond the scope of this chapter; however, the tabular survey provides leading references to specific examples. The important concepts of regio- and stereoselectivities are introduced next. Since the general rules of regiochemistry that apply in the intermolecular version of the reaction are often reversed in the intramolecular version, the latter are dealt with separately. Finally, important applications to the total synthesis of natural products are presented. The versatile utility of the nitron–olefin cycloaddition reaction in the synthesis of natural products has been the major driving force in the development of this long-neglected chemistry. The authors believe that an in-depth understanding of the key transformations of the isoxazolidines afforded by the reaction will place this chemistry firmly within the arsenal of organic reactions.

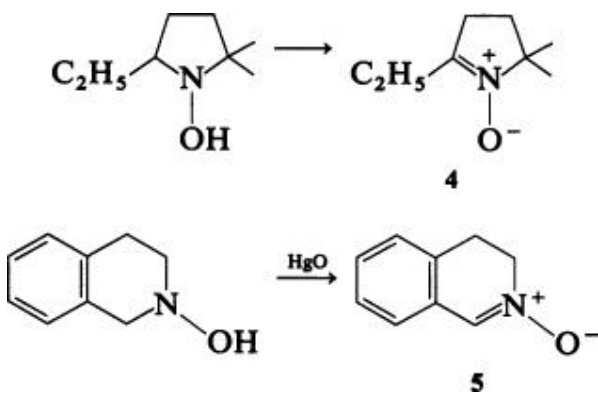
2. Preparation of the Nitron Component

2.1. Oxidation of *N,N*-Disubstituted Hydroxylamines

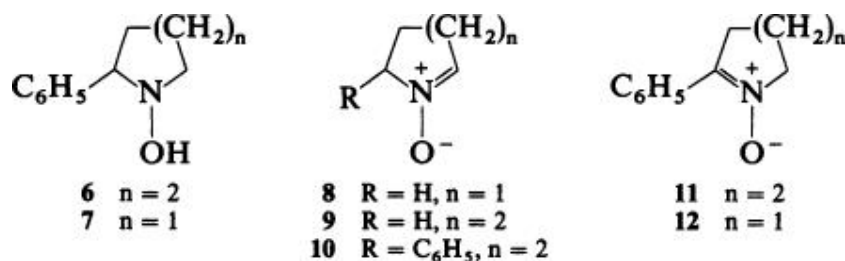
The conversion of *N,N*-disubstituted hydroxylamines to cyclic and acyclic nitrones can be accomplished by oxidation with molecular oxygen, (10) yellow mercuric oxide, (11) “active” lead oxide, (12) potassium ferricyanide, (13-16) potassium permanganate, (17) *tert*-butyl hydroperoxide, (18) or hydrogen peroxide. (9)



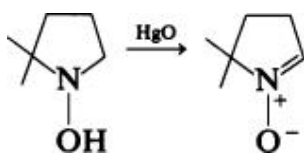
For example, 5-ethyl-1-hydroxy-2,2-dimethylpyrrolidine yields the cyclic nitrone **4** when air is bubbled into an ethanol solution containing cupric acetate and ammonia. (11) The most important oxidant with wide generality is yellow mercuric oxide, which produces the stabilized nitrone **5** from *N*-hydroxy-1,2,3,4-tetrahydroisoquinoline. (19, 20)



Reactive cyclic nitrones such as 1-pyrroline-1-oxide and 2,3,4,5-tetrahydropyridine-1-oxide oligomerize on attempted isolation. (21) These nitrones are therefore generated *in situ* and used directly in solution. The unsubstituted five- and six-membered ring nitrones **8** and **9** are usually generated this way because there are no regiochemical consequences. With unsymmetrical cyclic hydroxylamines, regiochemical control is limited and not readily predictable. For example, the phenyl-substituted compound **6** yields the regioisomers **10** and **11** (22) in a ratio of 3:7, whereas the lower homolog **7** affords only the nitrone **12**. (20)

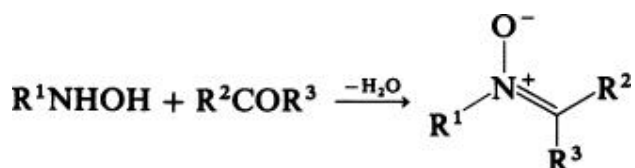


Because of these uncertainties, oxidation of unsymmetrical cyclic hydroxylamines is of limited use unless the regiochemistry is forced as in the conversion of 2,2-dimethyl-1-hydroxypyrrolidine to 5,5-dimethyl-1-pyrroline-1-oxide. (11)

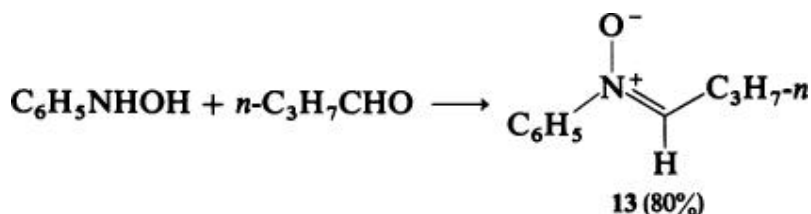


2.2. Condensation Reactions with Carbonyl Compounds

An excellent method for the preparation of nitrones is the reaction of an *N*-substituted hydroxylamine with an aldehyde or ketone. (9, 23)

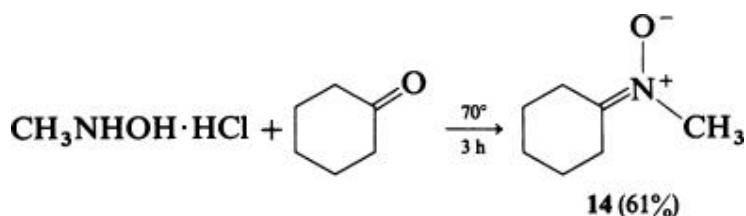


This reaction proceeds smoothly and in high yield when R^1 is an alkyl or aryl group and R^2 and R^3 are not sterically demanding. (24) For example, *N*-phenylhydroxylamine and *n*-butyraldehyde afford an 80% yield of *N*-phenyl-*C*-(*n*-propyl)nitron (13). (13)

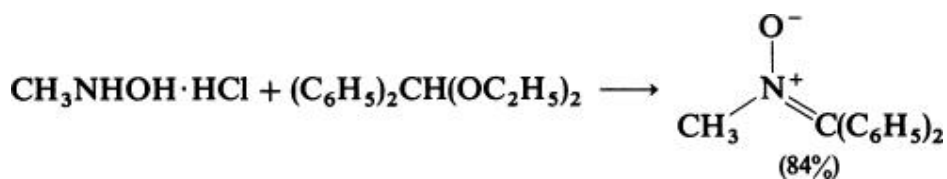


The extremely hygroscopic nitron hydrochloride **14** is produced from *N*-methylhydroxylamine hydrochloride and cyclohexanone. (23) With some

less reactive ketones, the dialkyl ketal derivatives are used to activate the system for nitron formation.



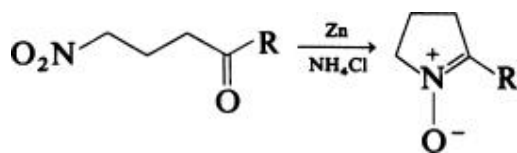
For example, benzophenone diethyl ketal and *N*-methylhydroxylamine hydrochloride readily afford *C*-diphenyl-*N*-methylnitron in 84% yield. (23)



Alternatively, the bisulfite addition compounds of aldehydes and ketones can be used with *N*-substituted hydroxylamines to yield the nitrons, often quantitatively. (15)

2.3. Miscellaneous Methods

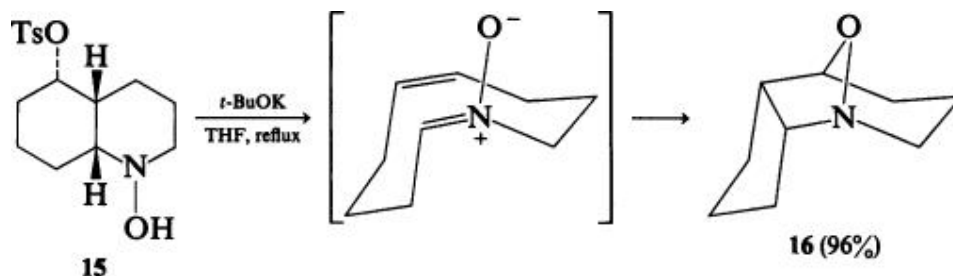
Five-membered cyclic nitrons are obtained by reductive cyclization of γ -nitroketones in yields of 50–80%, using zinc dust in aqueous ammonium chloride.



An intermolecular variation of this method is the zinc dust reduction of nitrobenzene in the presence of benzaldehyde at -8° for 2 hours to give a 90% yield of *C,N*-diphenylnitron. (25-29)

An elegant Grob-type fragmentation of the cyclic hydroxylamine tosylate 15 generates the nitron–olefin *in situ* and affords the tricyclic adduct 16. (30) The addition of 1.05 equivalents of potassium *tert*-butoxide is critical since its omission leads only to elimination of *p*-toluenesulfonic acid, affording a low yield of *N*-hydroxy-4a,5-octahydroquinoline. Apparently, the *N*-hydroxylamino nitrogen is too weakly basic to initiate the concerted fragmentation pathway, so

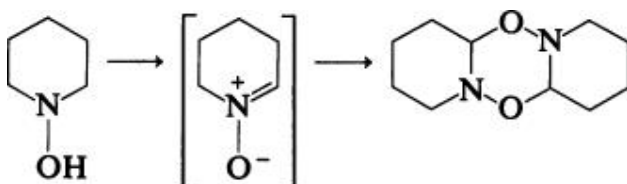
the competing E₁ elimination dominates. Formation of the potassium salt of the substrate increases this basicity and facilitates the desired fragmentation.



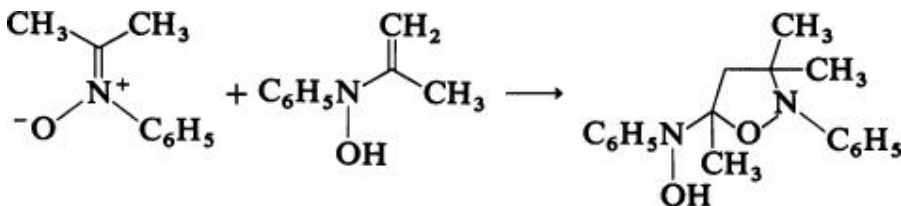
Nitrones can also be prepared by *N*-alkylation of oximes, (1, 31) thermal rearrangement of oxaziranes, (32, 33) and a variety of other routes. (34, 35) These alternatives have been reviewed; (9) they are usually of limited synthetic utility and often lack generality. Finally, if a nitron is relatively unstable, generation in solution and immediate reaction with the olefin component will usually overcome difficulties associated with isolation of a reactive nitron. A recent report, (36) however, describes the preparation of the reactive cyclic nitron **9** by palladium-catalyzed dehydrogenation of **6** in water at 80° in 56% yield. The generality of this new method has not yet been examined. A simple synthesis of nitrones by oxidation of secondary amines with hydrogen peroxide has appeared recently. (36a) Additional references to the preparation and use of other specific nitrones can be obtained from the tabular survey.

3. Stability of the Nitron Component

Although nitrones are hydrolytically unstable, reverting to the hydroxylamine and carbonyl precursors (particularly with ketone adducts), a facile dimerization is the chief mode of reactivity for most nitrones. Oxidation of *N*-hydroxypiperidine yields the dimer on attempted isolation. (20) The monomeric cyclic nitron 2,3,4,5-tetrahydropyridine-1-oxide (THPO) can be trapped in solution with an olefin and is thus available for cycloaddition chemistry. The dimer can also be thermally cracked to yield the monomer, but the former method is preferred.



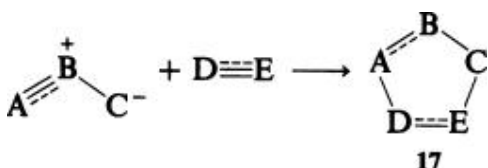
The structure of the nitron dimer derived from acetone and *N*-phenylhydroxylamine was finally solved by X-ray diffraction after a number of incorrect assignments had been made. (37, 38)




This adduct presumably arises from a [3 + 2] cycloaddition of *C*-dimethyl-*N*-phenylnitron to its tautomer. In general, therefore, the nitrones derived from condensation reactions are frequently prepared in the presence of the olefin component in order to minimize the dimerization reaction. Otherwise, use of an excess of the nitron component is advisable. The cyclic nitrones, usually prepared by oxidation of a cyclic hydroxylamine precursor, are not isolated in practice but are used immediately in solution.

4. Mechanism

The [3 + 2] dipolar cycloaddition reaction of a nitron to an olefin is an orbital symmetry allowed thermal [$\pi^2s + \pi^4s$] process and is a specific example of the general reaction of a 1,3-dipole adding across a dipolarophile, which is virtually any double or triple bond. The resulting adduct is a five-membered ring heterocycle of general structure **17**, a synthetic concept well exploited by the work of Huisgen and co-workers. (5, 39, 40)



The cycloaddition reaction involves a nitron as the 1,3-dipole and olefins or acetylenes as the dipolarophiles and leads to isoxazolidines and isoxazolines, respectively, as the cycloadducts. It was recognized early that a nitron possesses two all-octet resonance forms.

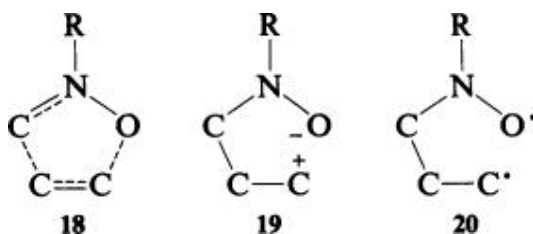


This dipolar character, described in terms of valence-bond theory, possesses proximate nucleophilic and electrophilic centers, which readily explains the facile [3 + 2] mode of cycloaddition characteristic of the nitron group. In general, the additions of nitrons to dipolarophiles are stereospecifically suprafacial, exhibiting small activation energies and large negative activation entropies. These facts, together with small solvent polarity effects and considerations of reactivity and regioselectivity, all require a highly ordered transition state. Accordingly, some workers have concluded that the dipolar cycloaddition proceeds via a concerted four-center mechanism, (40, 41) passing through the transition state **18**.

The principles of orbital symmetry conservation provide a permissive, although not obligatory, theoretical basis for this concerted mechanism, (42, 43) as do the observations of [$\pi^4s + \pi^6s$] to the exclusion of [$\pi^4s + \pi^4s$] dipolar cycloadditions in the reactions of 1,3-dipoles with trienes. (44, 45)

Nitron–olefin cycloadditions are minimally influenced by solvent polarity. Thus the rate of the cycloaddition of *N*-methyl-*C*-phenylnitron to ethyl acrylate increases by a factor of only 2–6 when the solvent is changed from toluene to dimethyl sulfoxide, in spite of a change in dielectric constant by a factor of over

20. These observations have been used to rule out a third mechanism, (46, 47) namely, a process involving a zwitterionic species such as 19, since cycloadditions known to proceed via such species exhibit a marked effect of solvent polarity on rate. (48) In fact, this lack of solvent effect as well as the production of certain byproducts in selected dipolar cycloadditions, (49) have led others to conclude that nitron–olefin cycloadditions proceed through the spin-paired diradical 20. (50-52)



Proponents of the concerted mechanism, however, argue that the solvent polarity data merely indicate an early and highly ordered transition state. This viewpoint is supported by *ab initio* calculations. (53-55)

Perhaps the strongest body of evidence for the concerted mechanism is the marked stereospecific bond formation of nitron–olefin cycloadditions, which is an absolute consequence of a concerted mechanism. This fact, however, can still be consistent with a diradical mechanism if bond rotations in the intermediate are slower than ring closure to the isoxazolidine. A rate of bond rotation comparable to ring closure would lead to a loss of the observed stereoselectivity. However, the diradical mechanism fails to rationalize adequately the observed regiochemistry of intermolecular nitron–olefin cycloadditions, particularly of electron-rich monosubstituted olefins compared with their electron-deficient counterparts.

It was only through the application of frontier molecular orbital (FMO) theory to this problem that a coherent picture of a mechanism based on a concerted nonsynchronous process emerged. This theoretical solution to the mechanistic dilemma (48, 56-59) went far beyond the usual rationalization of steric and electronic effects in the transition state of a concerted process. (60, 61) Thus the reactivity and regiochemical control in the [3 + 2] dipolar cycloaddition of a nitron to a substituted olefin can now be understood by consideration of the interactions of the corresponding frontier molecular orbitals.

Perturbation theory has been applied to a variety of chemical phenomena and describes the interaction of two molecular orbitals that give rise to a new set of orbitals. Fukui first advocated the FMO approximation of the second-order perturbation expression that governs this phenomenon. (51) Simply stated, this theory holds that the orbitals that overlap best and are closest in energy will interact the most. If this interaction is between orbitals containing two or

three electrons, stabilization occurs since electronic energy is lowered on balance. However, the presence of four electrons leads to destabilization as a result of the resulting closed-shell repulsions. (62, 63) The key approximation of FMO theory is to include in the stabilizing terms of the perturbation expression only energy changes arising from interactions of the highest occupied molecular orbital (HOMO) of one of the reactants and the lowest unoccupied molecular orbital (LUMO) of the other and vice versa. Sustmann (64) first applied FMO theory to 1,3-dipolar cycloadditions, while Houk (59) and Bastide and Henri-Rousseau (65) used it to explain reactivity and regioselectivity of the reaction.

Consider the reactivity of *N*-methyl-*C*-phenylnitrone with four monosubstituted olefins of differing electronic character ranging from electron-deficient to electron-rich. The energies of the HOMO and LUMO for these reactants, determined by photoelectron spectroscopy and electron affinity data, respectively, are listed in Table A in order of increasing HOMO energies. (57, 58, 66) The order of reactivity of the nitrone with these diverse dipolarophiles can be predicted by comparison of the relative energy differences for the dominant HOMO–LUMO interaction for each pairwise reaction. For example, the dominant interaction for the reaction of *N*-methyl-*C*-phenylnitrone and nitroethylene is between the LUMO of the dipolarophile and the HOMO of the dipole since this represents an energy of 7.88 eV, whereas the alternative HOMO dipolarophile/LUMO dipole for this reaction requires an energy of 11.0 eV. Similar calculations for the other three examples lead to the values summarized in Table B, listed in order of increasing energy differences.

Table A.

Reactant	<i>E</i> (eV) LUMO	<i>E</i> (eV) HOMO
<i>N</i> -Methyl- <i>C</i> -phenylnitrone	−0.4	−8.58
Nitroethylene	−0.7	−11.40
Methyl acrylate	0.0	−10.72
Propene	+1.8	−9.88
Methyl vinyl ether	+2.0	−9.05

Table B.

Monosubstituted olefin	Energy of Dominant FMO Interaction (eV)
Nitroethylene	7.88
Methyl acrylate	8.58
Methyl vinyl ether	8.65
Propene	9.48

Thus the order of reactivity for nitron [3 + 2] cycloaddition to these monosubstituted olefins is nitro > carbomethoxy > methoxy > methyl, in complete accord with the experimental facts. (67, 68) The success of this theoretical approach is quite remarkable since the frontier orbital approximation totally ignores interactions of extra frontier orbitals, closed-shell repulsions, and coulombic terms. (69)

Extension of FMO theory to the vexing problem of nitron olefin regioselectivity is accomplished by the observation that the LUMO dipole–HOMO dipolarophile interaction dominates in the case of electron-rich olefins. In the alternative very electron-deficient case, the HOMO dipole-LUMO dipolarophile dominates. This switchover clearly complicates intermediate examples and explains the regiochemical mixtures often encountered in certain dipolar cycloadditions of these compounds.

Although reactivity is rationalized in terms of relative energy differences of the reactant frontier orbitals, regiochemistry is correlated with the coefficients associated with the atomic orbitals in each FMO. The dominant stabilizing interaction in the transition state is between atomic orbitals of interacting atoms with the largest coefficients. Consider the general cycloaddition of nitrones to propene, where the dominant interaction is that of the LUMO of the nitron with the HOMO of propene. It is known that the atomic orbital coefficient of the nitron LUMO is larger at carbon than at oxygen whereas the coefficient of the terminal carbon of the propene double bond is larger than that of the central carbon in the HOMO of this substrate. Therefore, the transition state for this reaction favors bonding of the nitron carbon to the terminal olefinic carbon, thus affording the 5-methyl-substituted isoxazolidine as the major regiochemical adduct, in agreement with experimental observations. However, nitron addition to nitroethylene involves the nitron HOMO and the LUMO of the substrate. Thus the lower energy transition state should now lead to

4-substituted isoxazolidines, again in accord with the actual results.

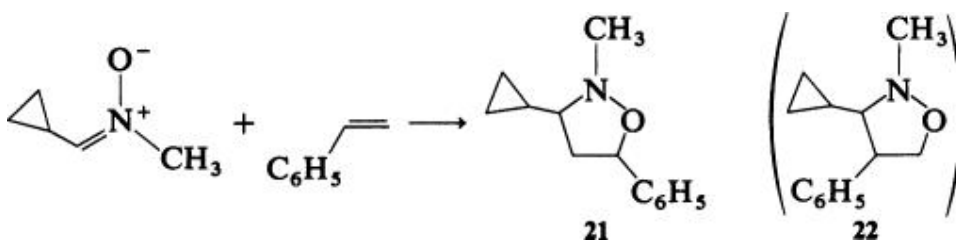
A final example is the reaction of *N-tert*-butylnitrone with the dipolarophiles acrylonitrile and cyanoacetylene. The HOMO dipole–LUMO interaction is dominant for the reaction with acrylonitrile since this interaction has a lower relative energy difference ($E = 8.62$ vs. $E = 11.42$ eV) for the alternative LUMO–HOMO couple. However, the coefficients at the termini of the nitrone HOMO are nearly equal, so no particular regioisomer is favored by analysis of this interaction. The alternative higher-energy interaction of the nitrone LUMO–acrylonitrile HOMO couple favors the transition state leading to the 5-cyanosubstituted isoxazolidine. Therefore, it is argued that this latter interaction leads to regioisomeric control even though it contributes less to the total energy stabilization of the transition state itself. With cyanoacetylene, a decrease in the nitrone LUMO–cyanoacetylene HOMO interaction practically eliminates this control element, leading to prediction of a mixture of regioisomers. Experimentally, *N-tert*-butylnitrone affords a single 5-substituted cycloadduct with acrylonitrile and a 50:50 mixture of both 4- and 5-substituted isoxazolidines on reaction with cyanoacetylene. (48) Thus FMO theory offers a sophisticated theoretical basis for both reactivity and regioselectivity in nitrone–olefin [3 + 2] dipolar cycloadditions. From these considerations a unifying view of the mechanism has emerged that involves an early and highly ordered transition state in which both reactant reactivity and product regiochemistry can be rationalized.

5. Regio- and Stereoselectivity of the Intermolecular Reaction

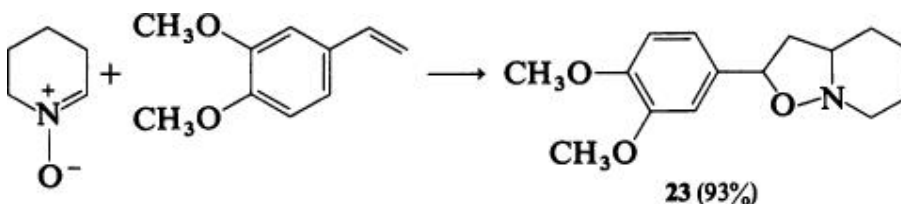
As a general rule, the [3 + 2] cycloaddition reaction of nitrones to olefins follows the predictions of frontier orbital calculations; thus most dipolarophiles yield C-5-substituted isoxazolidines as a result of maximum overlap of the LUMO of the nitrone with the HOMO of the olefinic partner. Thus it is predicted and experimentally verified that an increased tendency to form C-4-substituted isoxazolidines will be observed as the electron affinity of the dipolarophile increases. These considerations dominate the usual free-energy arguments based on repulsive steric interactions and attractive van der Waals forces. These latter elements play a major role in transition-state energies and are more influential in determination of stereochemistry rather than regiochemistry.

5.1. Aryl Monosubstituted Olefins

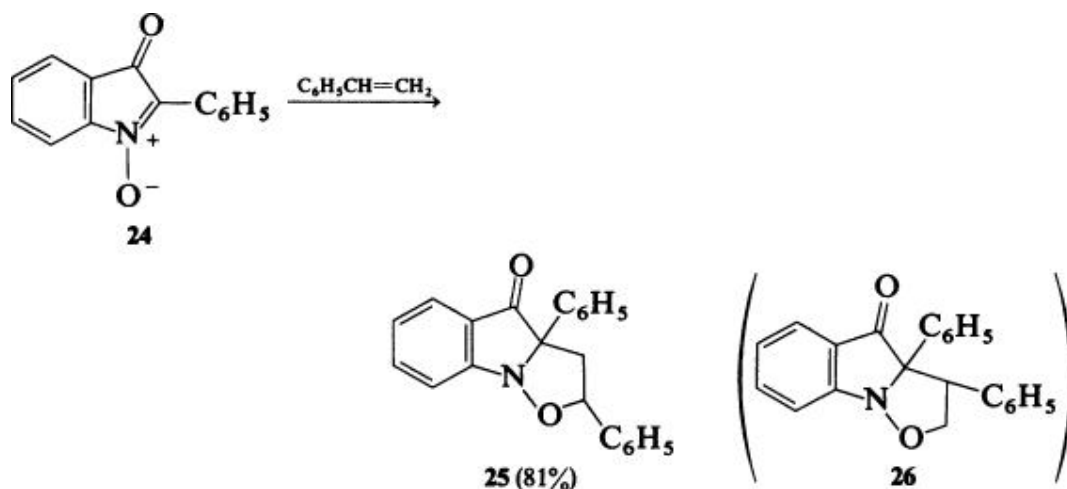
The regiochemistry of the [3 + 2] cycloaddition of nitrones to monosubstituted olefins correlates with the electronic nature of the olefinic substituents and their substitution pattern and to a lesser extent their steric requirements. The regiochemistry is primarily a reflection of the HOMO–LUMO considerations outlined in the section on mechanism. For example, the reaction of C-cyclopropyl-*N*-methylnitrone with styrene gives the 5-substituted isoxazolidine **21**. The alternative 4-substituted regioisomer **22** is not observed. (70)



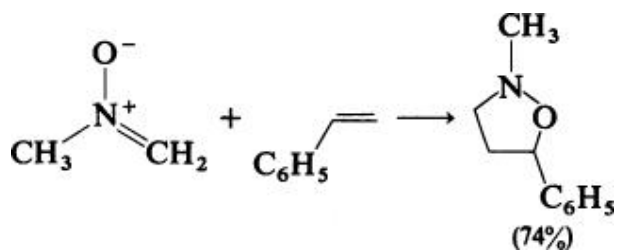
The cycloaddition of THPO to 3,4-dimethoxystyrene in refluxing toluene affords only the adduct **23**. (71)



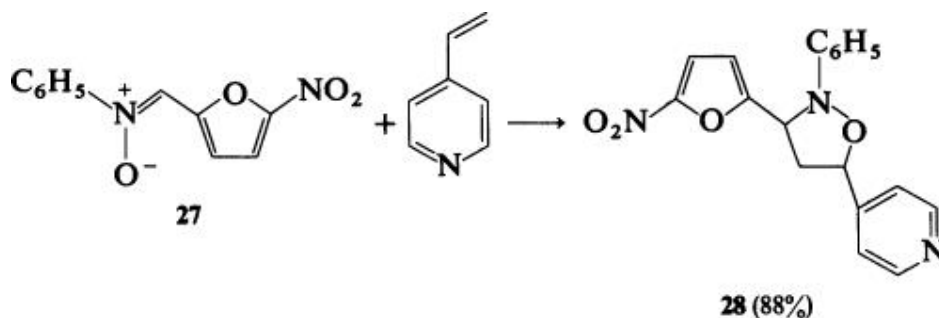
A similar result is obtained when the nitron **24** is heated at 90° in neat styrene to produce the cycloadduct **25** without contamination by the regioisomer **26**. (72)



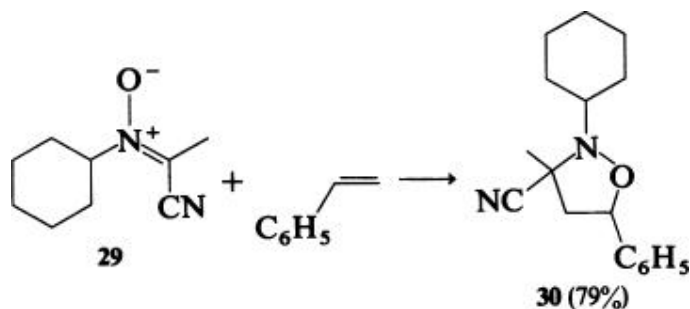
The marked tendency of the C — O bond generated during the cycloaddition to become attached to the benzylic carbon is also found even in simple nitrones such as *N*-methylnitron, derived from formaldehyde and *N*-methylhydroxylamine, leading to 2-methyl-5-phenylisoxazolidine on reaction with styrene. (73)



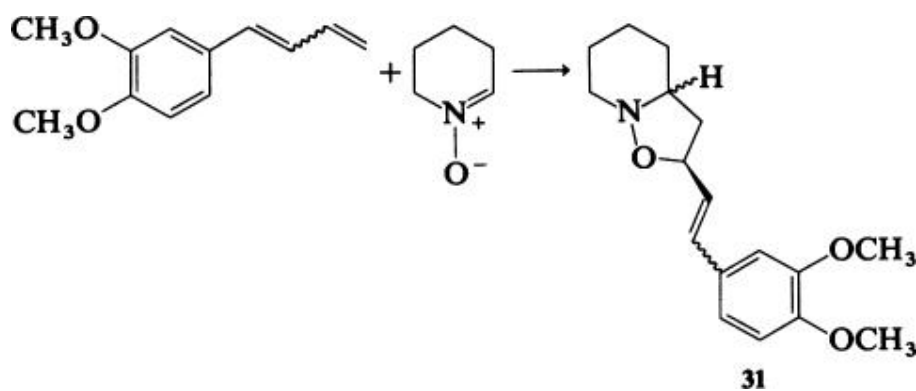
The reaction of the nitrofurfural-derived nitron **27** with 4-vinylpyridine leads regiospecifically to the 5-substituted isoxazolidine **28**. (74)



The functionalized cyanonitrone **29** reacts with styrene at 100° to produce the expected 5-substituted product **30**. (75)

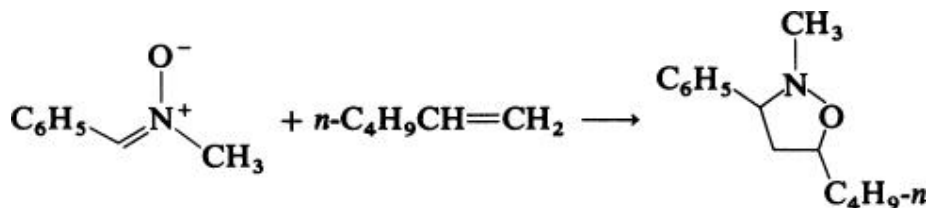


Finally, 1-(3,4-dimethoxyphenyl)butadiene reacts exclusively with THPO at the terminal double bond to yield regioisomer **31** as a mixture of diastereomers. (76)

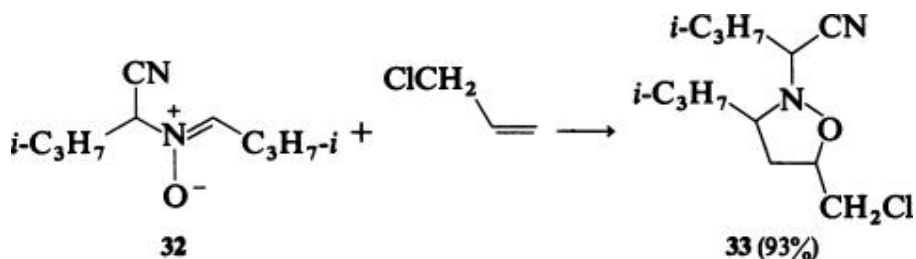


5.2. Alkyl Monosubstituted Olefins

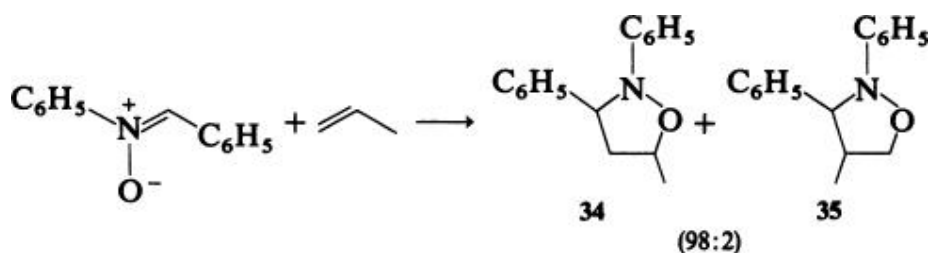
Monosubstituted olefins bearing a simple aliphatic group behave like the monoaryl analogs, as can be seen from the reactions of *N*-methyl-*C*-phenyl-nitrone and 1-hexene to yield the 5-substituted product 2-methyl-3-phenyl-5-*n*-butylisoxazolidine exclusively. (77)



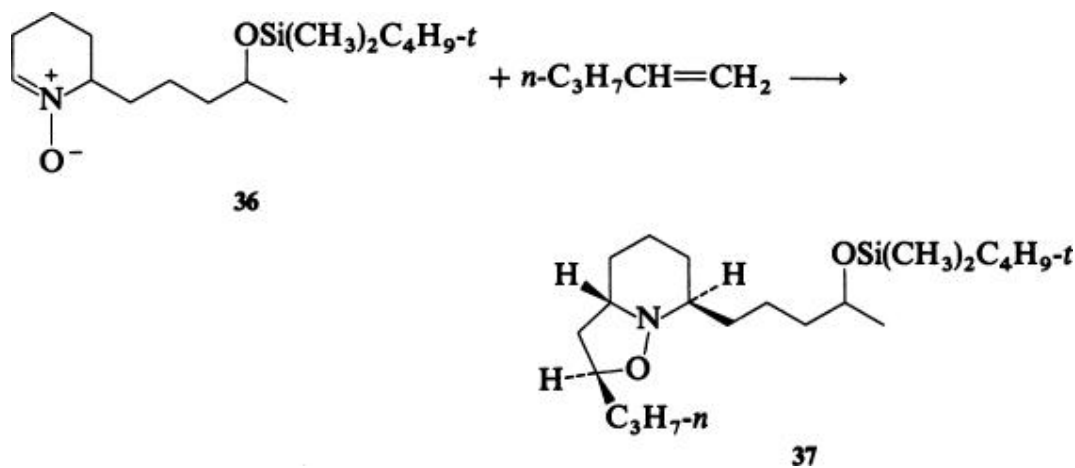
A second example is the reaction of the nitron **32** with 3-chloropropene to furnish the regioisomer **33**. (78)



In the reaction of propene with *C,N*-diphenylnitron a trace amount of regioisomer was actually isolated, affording the adducts **34** and **35** in a ratio of 98:2. (79)

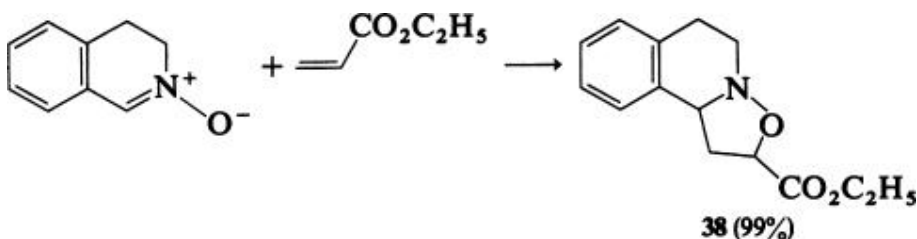


This result emphasizes the marked tendency to form the C-5 regioisomer in [3 + 2] nitron cycloadditions to unactivated monosubstituted olefins. Cyclic nitrones behave in a similar fashion, as seen in the cycloaddition of the silyloxynitron **36** and 1-pentene to furnish the bicyclic adduct **37**. (80)

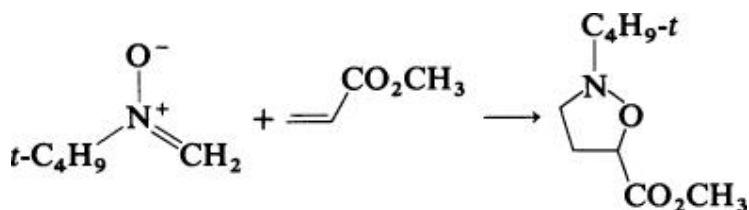


5.3. Electron-Deficient Monosubstituted Olefins

The regiochemistry of the [3 + 2] cycloaddition reaction of nitrones to olefins monosubstituted with an electron-withdrawing group is more complex than those with unactivated double bonds. As a general rule, acrylates behave analogously to styrene, often affording the 5-substituted isoxazolidines exclusively. Thus the cyclic nitrone 3,4-dihydroisoquinoline-*N*-oxide adds to ethyl acrylate to yield only the regioadduct **38**. (81)

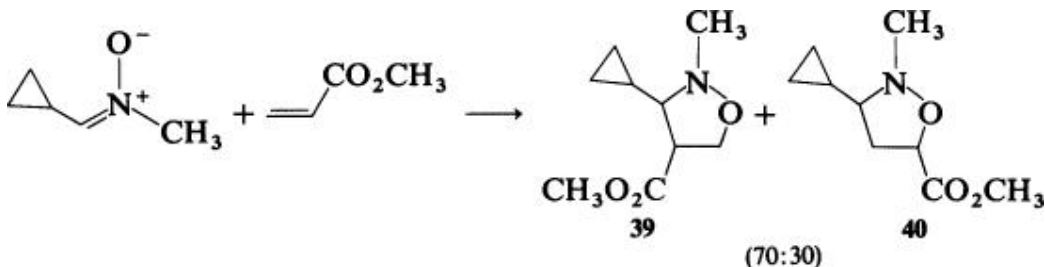


N-*tert*-Butylnitrone reacts similarly with methyl acrylate to afford only 2-*tert*-butyl-5-carbomethoxyisoxazolidine. (68)

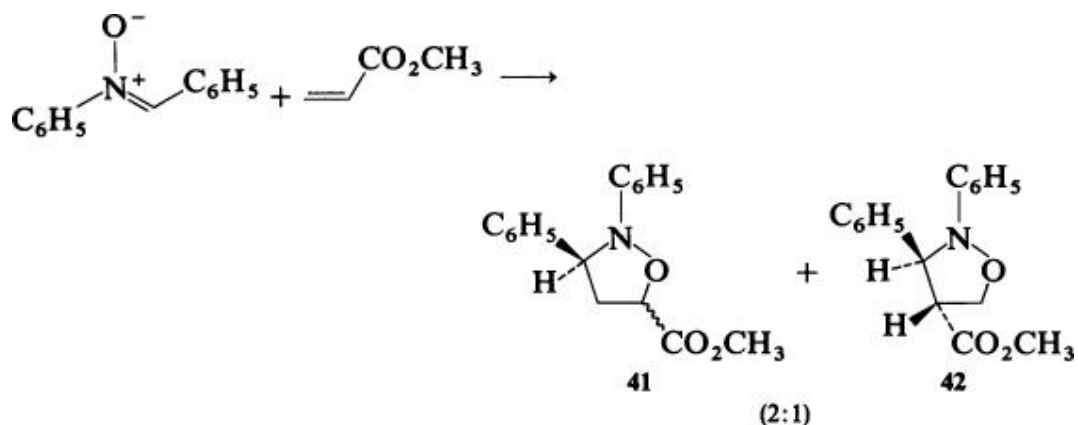


However, there are many examples in which amounts of the 4-substituted isoxazolidines are isolated in the reactions of acrylates.

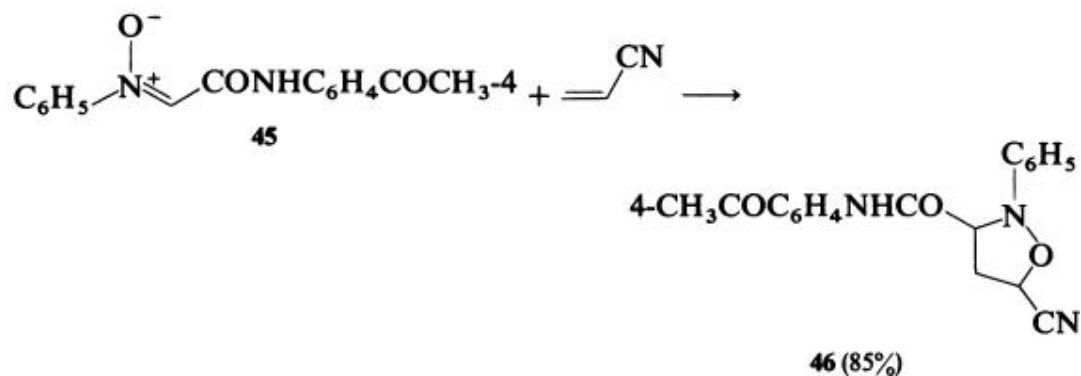
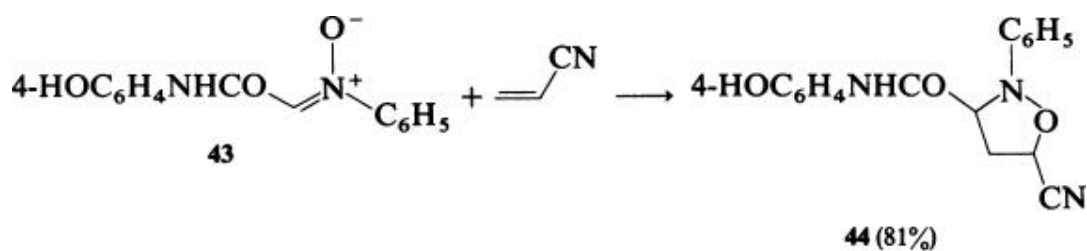
C-Cyclopropyl-*N*-methylnitrone adds to methyl acrylate to produce a 70:30 mixture of the 4- and 5-substituted adducts **39** and **40**, respectively. (68)



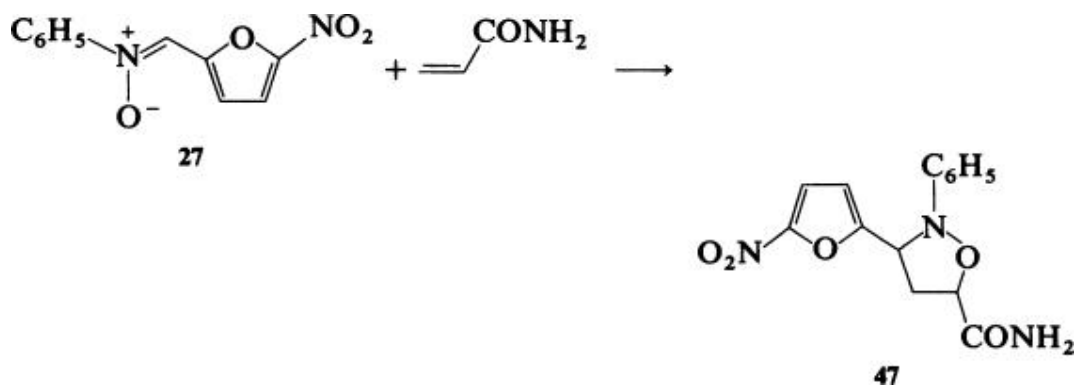
The cycloaddition of *C,N*-diphenylnitrone to methyl acrylate affords a 2:1 ratio of cycloadducts **41** (as a mixture of diastereomers) and **42**. (82)



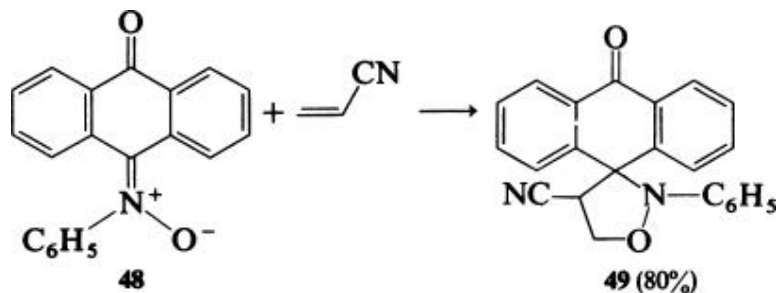
Because of their electronic similarities, acrylonitriles and acrylamides behave analogously to the acrylates. For example, the nitrones **43** and **45** readily add to acrylonitrile to yield the 5-substituted adducts **44** (83) and **46**, (84) respectively.



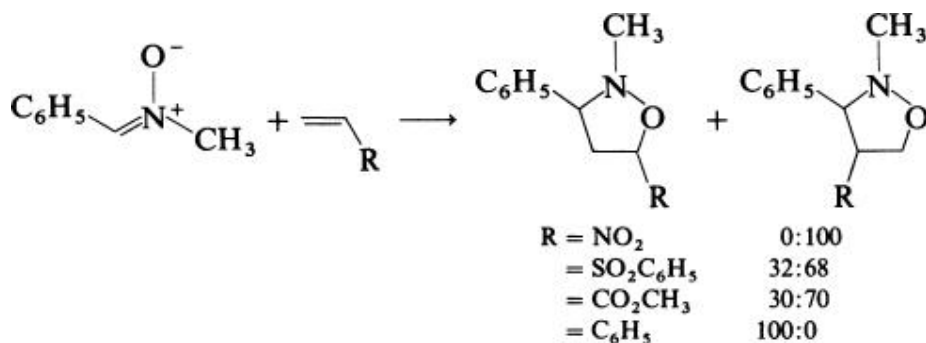
One of the few reported additions of acrylamide is its reaction with the nitrone **27** to give the product **47**. (74)



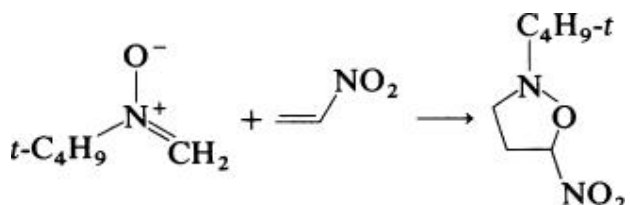
Severe perturbations in the nitron structure can result in the production of only 4-substituted isoxazolidines as in the generation of the adduct **49** from the anthraquinone-derived nitron **48** and acrylonitrile. (85)



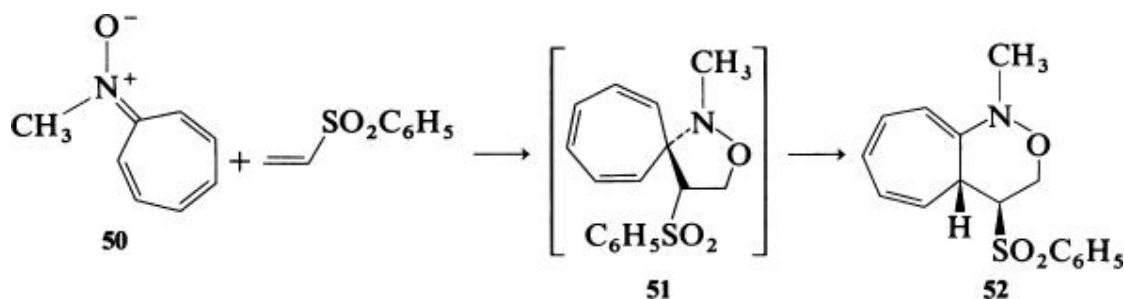
There is an excellent correlation between increased production of the 4-substituted regioisomers with increasing strength of the electron-withdrawing substituents. Thus *C*-phenyl-*N*-methylnitron reacts with nitroethylene to yield the C-4 product exclusively or with phenyl vinyl sulfone to yield a mixture of regioisomers. (68, 86)



This same nitron reacts with methyl acrylate to afford a 70:30 mixture of regioadducts, C-4-substituted predominating, and with styrene to yield 100% of the C-5 product. An apparently anomalous behavior of the nitron derived from *tert*-butylhydroxylamine and formaldehyde toward nitroethylene is reported, (48) in which only the unexpected 5-substituted product 2-*tert*-butyl-5-nitroisoxazolidine is formed.

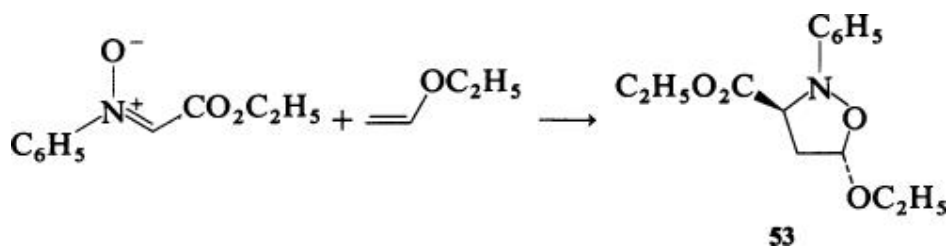


To further complicate theoretical considerations, the cycloheptatrienone-derived nitron **50** on treatment with phenyl vinyl sulfone produces only the thermally labile C-4 regioisomer **51**, which subsequently rearranges to the fused bicyclic adduct **52**. (87)

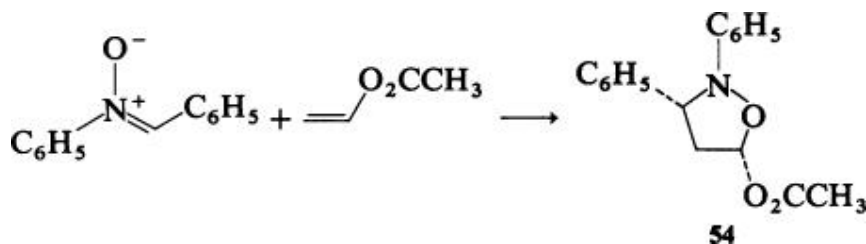


5.4. Electron-Rich Monosubstituted Olefins

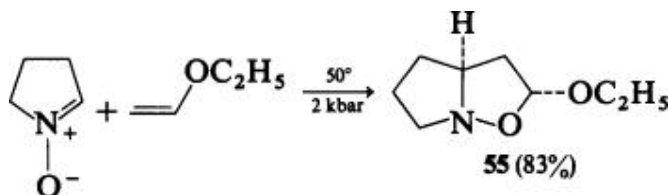
Significantly fewer examples of nitron [3 + 2] cycloadditions to electron-rich systems are reported. However, it is quite clear that the reaction is regiospecific, yielding C-5-substituted adducts. Thus reaction of C-ethoxycarbonyl-*N*-phenylnitron with ethyl vinyl ether at 80° produces the product **53** as the sole regioisomer. (88)



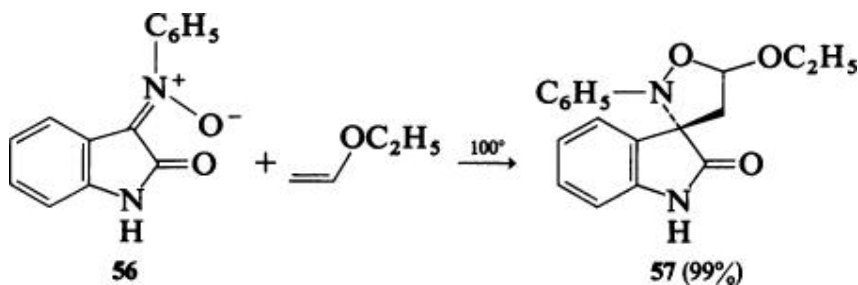
A related example is the reaction of *C,N*-diphenylnitrone with vinyl acetate to afford the cycloadduct **54**. (89)



The differing stereochemistry at C-3 between **53** and **54** is noteworthy. Cyclic nitrones such as 1-pyrroline-1-oxide react similarly, giving the expected regiochemistry in the adduct **55**. (90)

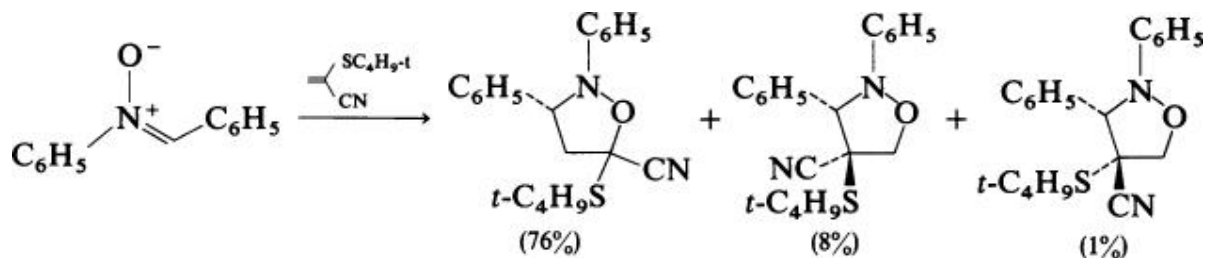


Reaction of the complex nitrone **56** with ethyl vinyl ether proceeds to give the C-5 regioisomer **57**, (90) unlike the reaction of the related nitrone **48** with electron-deficient monosubstituted olefins which affords a C-4 regioisomer.

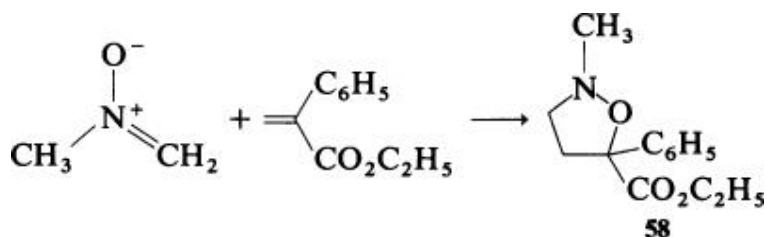


5.5. 1,1-Disubstituted Olefins

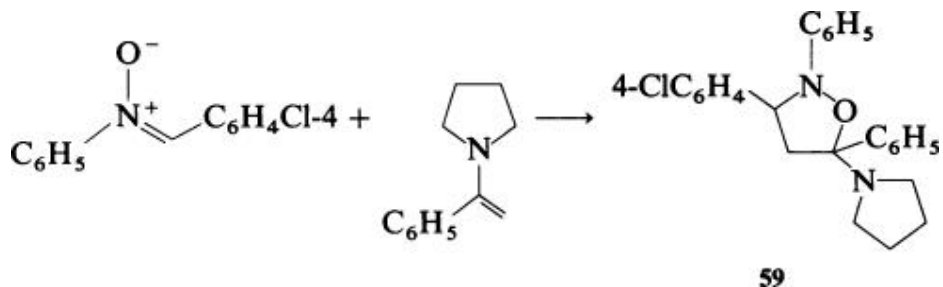
In general, the [3 + 2] cycloaddition of nitrones to 1,1-disubstituted olefins yields predominantly isoxazolidines disubstituted at C-5. In contrast to monosubstituted olefins, the regiochemical outcome of these reactions is influenced more by the substitution pattern on the olefin than by the electronic nature of the substituents. Thus the reaction of *C,N*-diphenylnitrone with 1-*tert*-butylthio-1-cyanoethylene affords a mixture of products. (91)



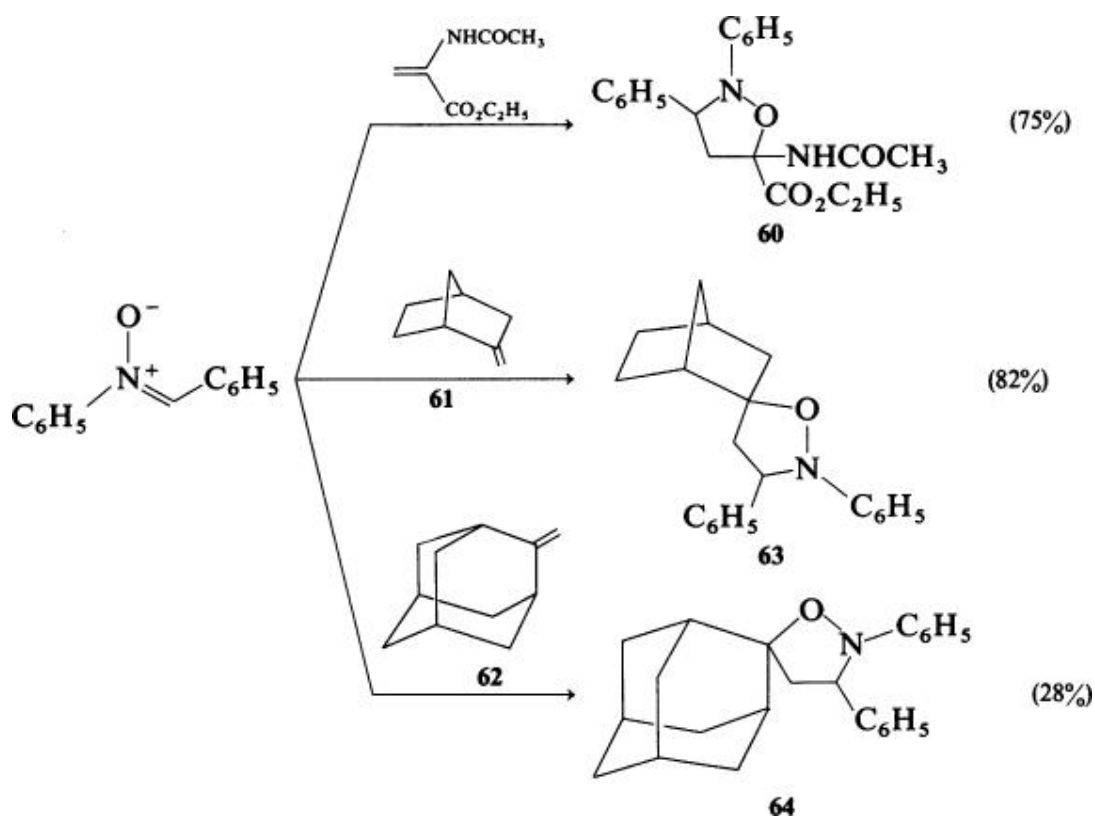
N-Methylnitronium adds to ethyl 1-phenylacrylate to yield the adduct **58** as the only regioisomer. (73)



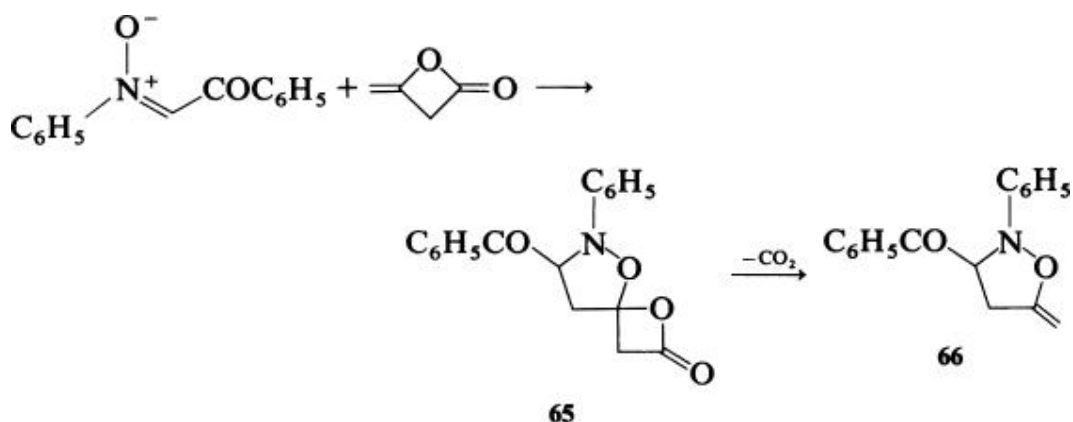
Even the enamine derived from pyrrolidine and acetophenone yields the related nitronium adduct **59** on treatment with 4-chlorophenyl-*N*-phenylnitronium. (92)



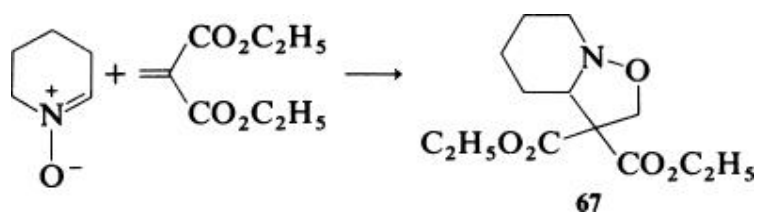
In a related example *C,N*-diphenylnitronium reacts with ethyl 1-acetamidoacrylate to furnish the 5,5-disubstituted product **60**. (93) Finally, the exocyclic olefins **61** and **62** derived from norbornane and adamantane react normally with *C,N*-diphenylnitronium to give the expected adducts **63** and **64**, in spite of steric crowding at the 1,1-disubstituted carbons of the double bonds. (94, 95)



The reaction of C-benzoyl-N-phenylnitronium ion with diketene is interesting because the expected 5,5-disubstituted regioisomer **65** decarboxylates to yield the “allene” cycloadduct **66**. (96)

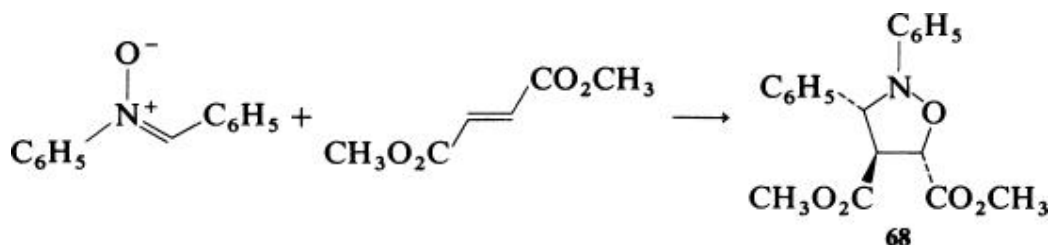


In fact, the only examples of the production of 4,4-disubstituted isoxazolidines from 1,1-disubstituted olefins involve either a single powerful electron-withdrawing substituent (e.g., nitro) or two moderately electron-withdrawing substituents. An illustration of the latter is the reaction of THPO with diethyl methylenemalonate to yield the 4,4-disubstituted bicyclic adduct **67**. (79)

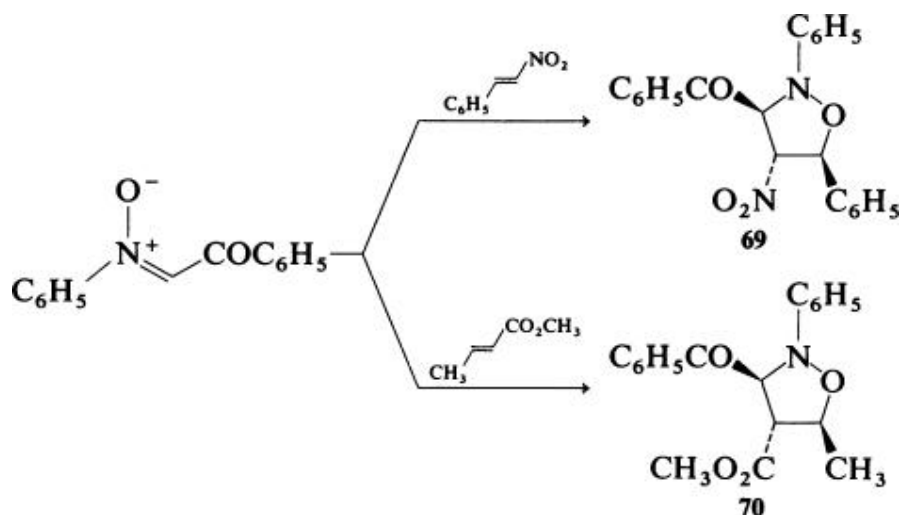


5.6. 1,2-Disubstituted Olefins

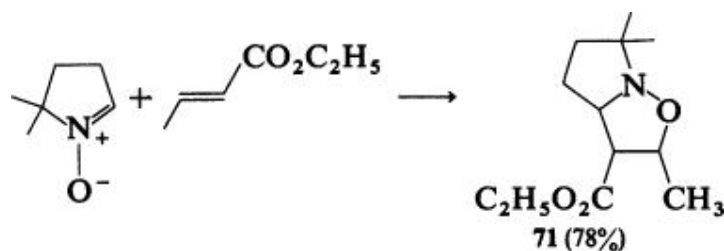
The selectivity of symmetrical 1,2-disubstituted olefins in nitronium cycloaddition is obviously uncomplicated by regiochemical considerations, as in the combination of *C,N*-diphenylnitronium and dimethyl fumarate to yield the *trans* adduct 68. (97)



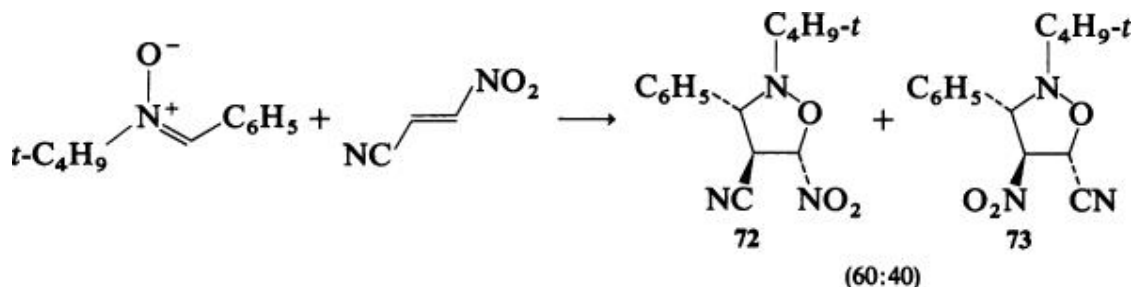
Of greater interest is the regioselectivity of the reaction of nitroniums with unsymmetrical 1,2-disubstituted olefins. Such substitution patterns may seem to augur poorly for regiochemical control, since the presence of directing groups on opposite carbons will often work at cross purposes. In practice, however, this class of olefins often exhibits an exceptional degree of regioselectivity. For example, the cycloaddition of *C*-benzoyl-*N*-phenylnitronium to β -nitrostyrene produces only the regioisomer 69, in which the more electron-withdrawing nitro substituent occupies the C-4 position. (97)



A related result is shown by the reaction of the same nitronium ion with methyl crotonate to afford the regioisomer **70**, in which the more electron withdrawing carbomethoxy group is also attached to C-4. Cyclic nitrones such as 5,5-dimethyl-1-pyrroline-1-oxide exhibit similar regioselectivity with, for example, ethyl crotonate to yield the bicyclic product **71**. (98)

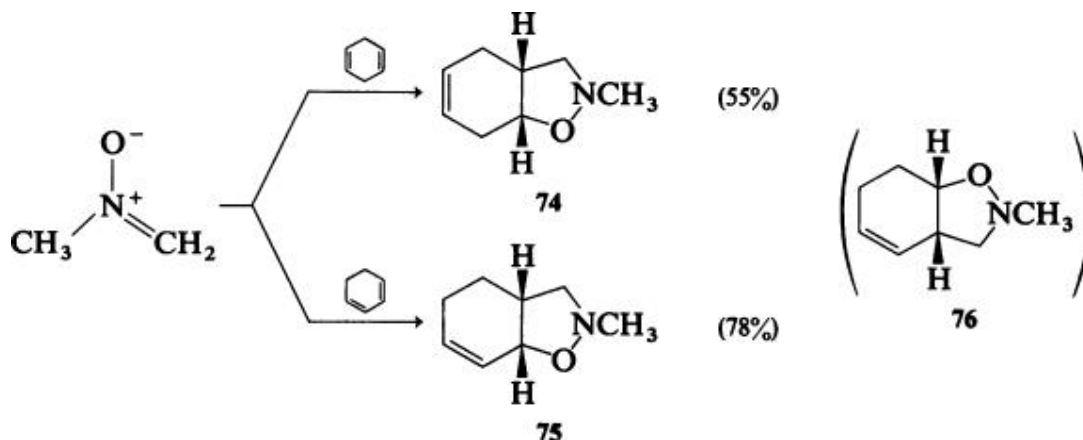


Regiochemical complications arise when the olefin contains substituents of similar electron-withdrawing abilities; *trans*-1-phenylpropene reacts with nitronium ions to give mixtures of regioisomers. (99) A similar outcome is observed (100) in the reaction of 3-nitropropenenitrile with *C*-phenyl-*N*-*tert*-butylnitronium ion to afford a 60:40 mixture of isoxazolidines **72** and **73**.

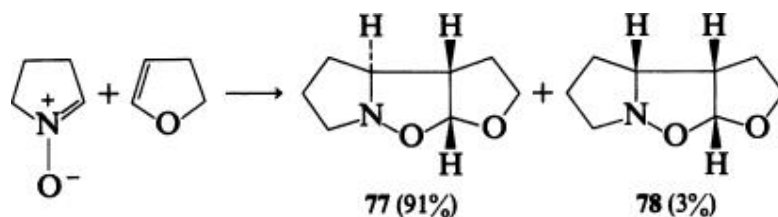


5.7. Cyclic Olefins

A special class of 1,2-disubstituted olefins is cyclic olefins, many of which undergo cycloaddition reactions with nitrones. Regiochemical concerns are absent in a symmetrical cyclic olefin such as 1,4-cyclohexadiene, whose monoadduct with *N*-methylnitronium can only be the bicyclic compound **74**. (101) Although 1,3-cyclohexadiene is capable of regiochemical complications, its monoadduct **75** is formed regioselectively in 78% yield. (101)

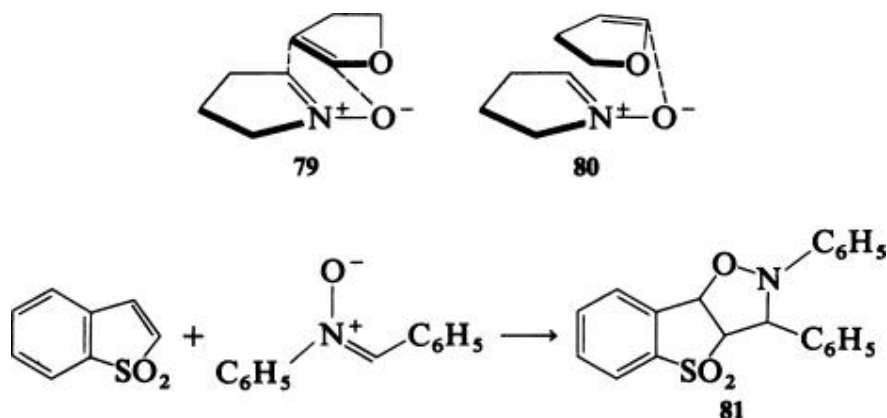


No trace of the isomeric adduct **76** was detected. Addition of 1-pyrroline-1-oxide to 2,3-dihydrofuran yields the tricyclic compounds **77** and **78**.

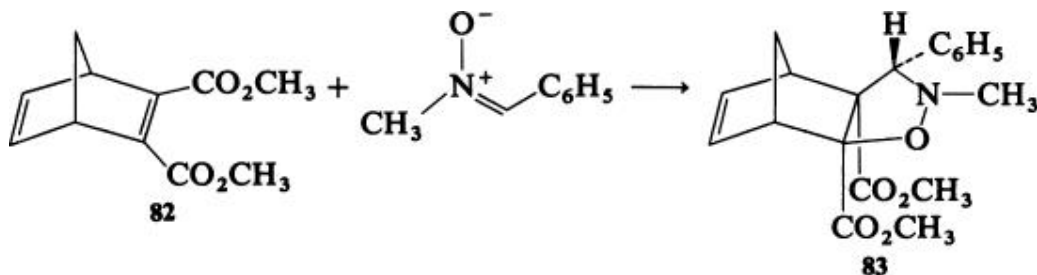


The ratio of products is rationalized on the basis of the *exo* mode of cycloaddition as depicted in **79** rather than the *endo* mode **80**, which

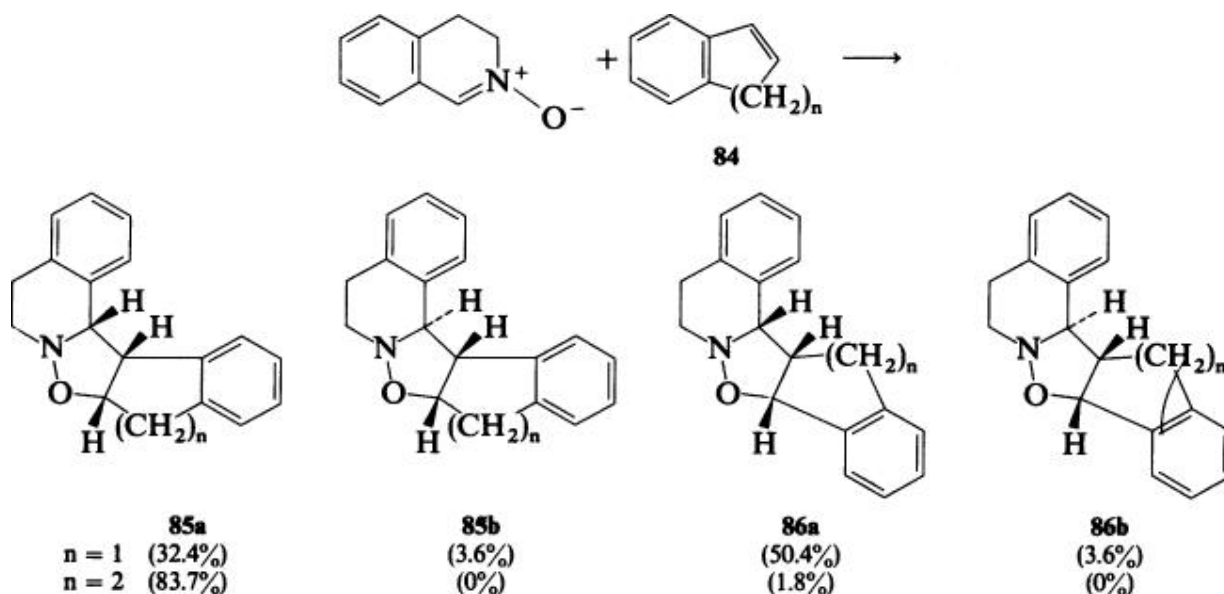
incorporates significant steric interactions not present in **79**. (102) Both products arise from attachment of the nitron oxygen to the olefinic carbon bearing the heteroatom. If the heteroatom is electron withdrawing, as in benzo[*b*]thiophene *S,S*-dioxide, the reaction with *C,N*-diphenylnitron yields the regioisomeric analog **81**. (103)



An instructive reaction is that of *C*-phenyl-*N*-methylnitron with the bicyclic diene **82**. The disubstituted olefin is unreactive under the conditions where the more sterically congested tetrasubstituted olefin reacts exclusively to yield **83**. This result is rationalized on the basis of HOMO–LUMO considerations. (104)



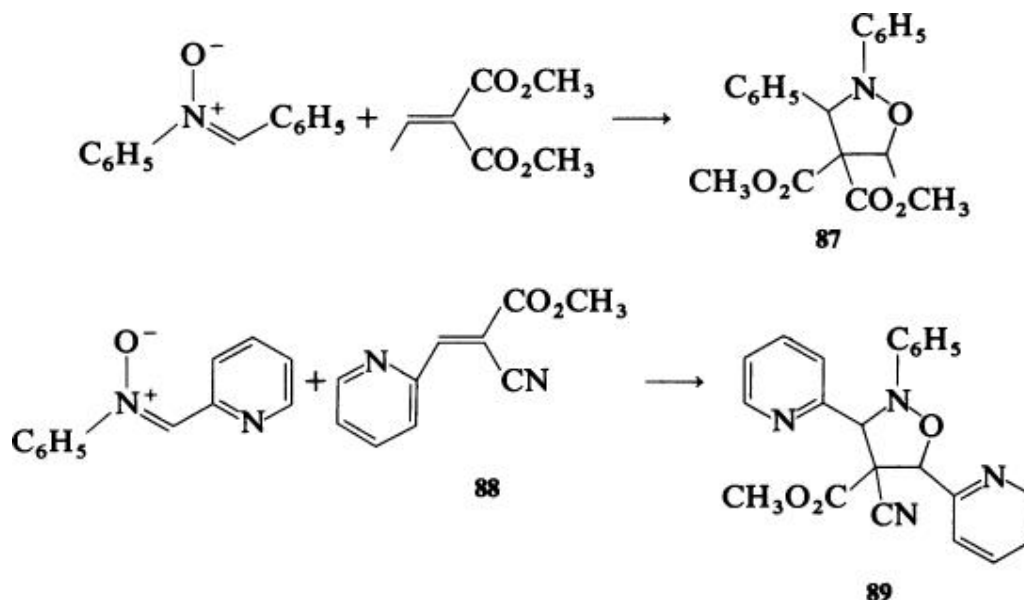
The reaction of nitrones with indenenes differs significantly from that with dihydronaphthalenes in regiochemical outcome.



Reaction of 3,4-dihydroisoquinoline-*N*-oxide with indene (**84**, $n = 1$) or with 1,2-dihydronaphthalene (**84**, $n = 2$) affords the product mixtures indicated. Clearly, the former reaction is only somewhat regioselective for the C-4-substituted tricyclic system **85**, whereas the latter is highly regioselective for the C-5-substituted system **86**. (99)

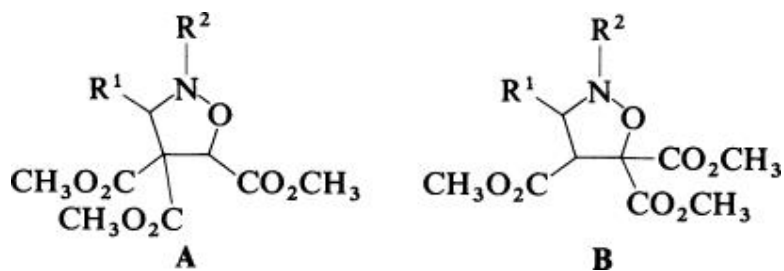
5.8. Acyclic Trisubstituted Olefins

The regiochemistry of the [3 + 2] cycloaddition of nitrones to trisubstituted olefins parallels that of the corresponding mono- and disubstituted olefins. In general, the more electron-poor olefinic carbon becomes attached at C-4 in the product isoxazolidine. Thus *C,N*-diphenylnitrone adds to dimethyl ethylenemalonate to provide the adduct **87** as the sole regioisomer. (105)



Similarly, the reaction of C-(2-pyridyl)-*N*-phenylnitrone and the trisubstituted olefin **88** affords the cycloadduct **89**. (106)

These generalities are reversed with C-acylnitrones. Thus reaction of the dipolarophile tricarbomethoxyethylene with either C-phenyl-*N*-methylnitrone or C,*N*-diphenylnitrone leads to the expected predominance of the regioisomers **A**. However, under identical reaction conditions, C-benzoyl-*N*-phenylnitrone affords the regioisomer **B** as the major product. (107) This reversal of the regiochemical outcome in the case of C-acylnitrones is expected to be general.



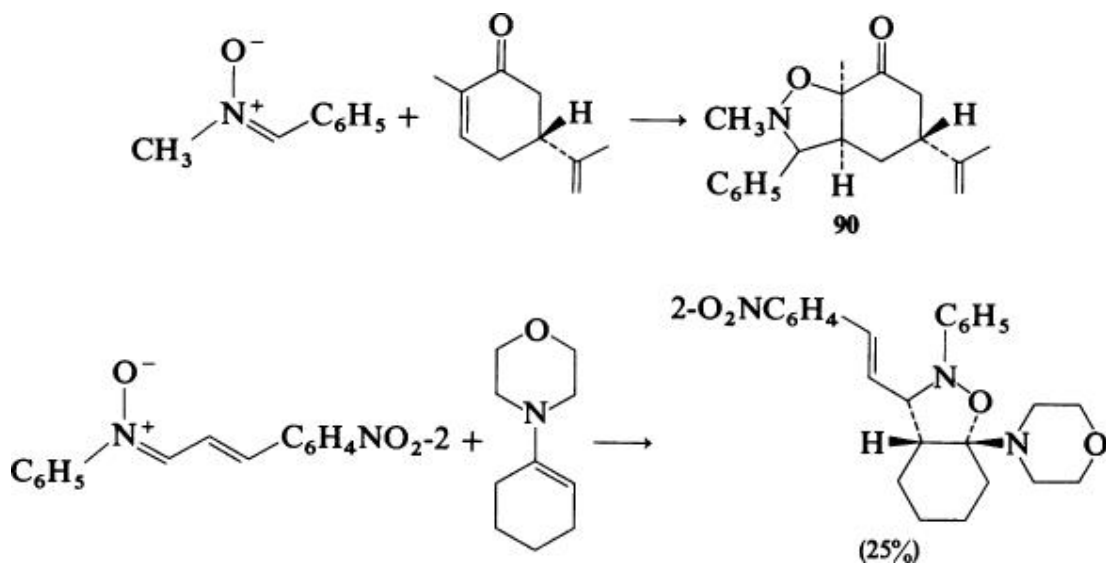
Nitrone	Ratio-Regioisomers A:B
C-Phenyl- <i>N</i> -methylnitrone (R ¹ = C ₆ H ₅ , R ² = CH ₃)	99:1
C, <i>N</i> -Diphenylnitrone (R ¹ , R ² = C ₆ H ₅)	82:8
C-Benzoyl- <i>N</i> -phenylnitrone (R ¹ = COC ₆ H ₅ , R ² = C ₆ H ₅)	25:75

5.9. Cyclic Trisubstituted Olefins

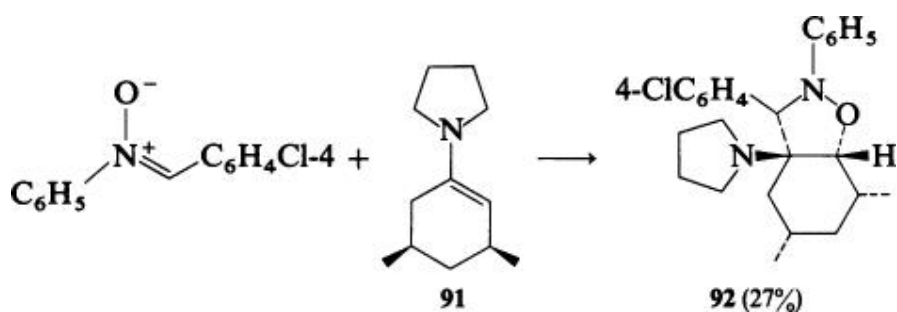
C-Phenyl-*N*-methylnitron adds to carvone to yield the cycloadduct **90**, (**81**)

whereas C-(2-nitrostyryl)-*N*-phenylnitrone adds to the enamine

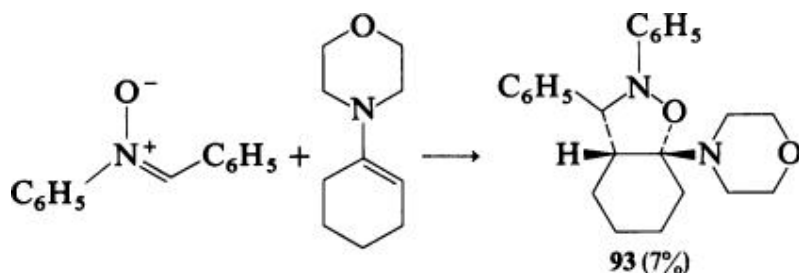
1-(*N*-morpholiny)cyclohexene to furnish the expected product. (108)



The reaction of C-4-chlorophenyl-*N*-phenylnitrone with the pyrrolidine-derived enamine **91** proceeds anomalously to afford the bicyclic regioisomer **92**. (109)

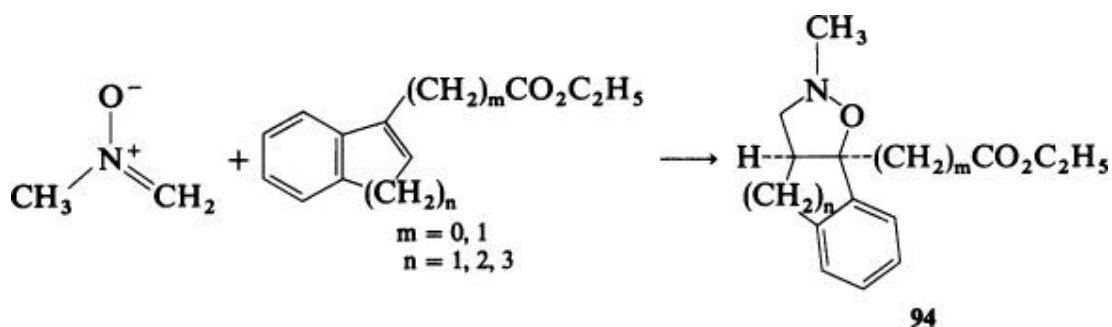


In contrast, 1-(*N*-morpholinyl)cyclohexene adds *C,N*-diphenylnitron to yield the expected adduct **93**. (110)

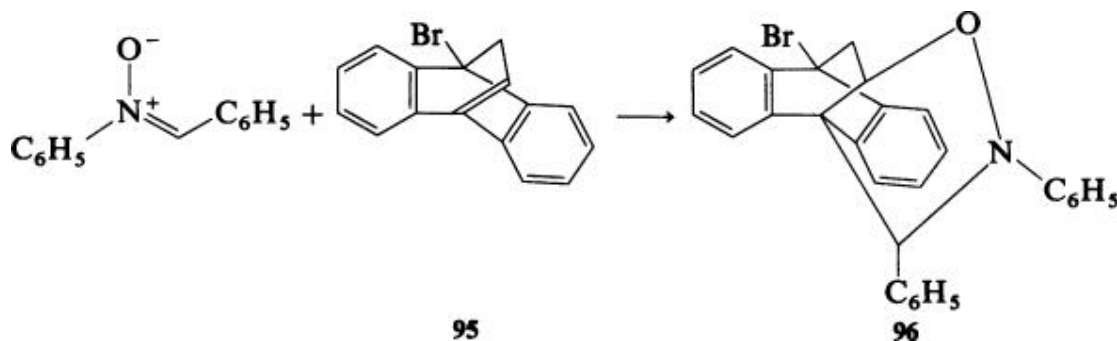


These contradictory results are rationalized on the basis of differing stabilities of the regioisomeric cycloadducts under the reaction conditions and varying degrees of steric crowding in cyclic enamines. Moreover, the reactions of cyclic enamines with nitrones generally do not give very good yields, rendering product analysis difficult and firm conclusions questionable. However, the regiochemistry found in the production of **93** is generally the one observed and is the regioadduct predicted on the basis of HOMO–LUMO considerations. (92)

The cycloaddition of *N*-methylnitron to a variety of cyclic trisubstituted olefins proceeds in the expected manner to yield the benzotricyclic compounds **94**. (111)

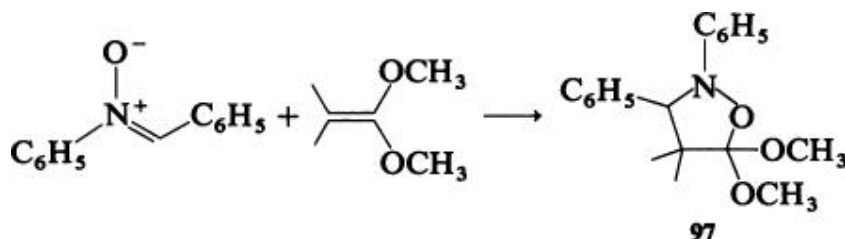


Finally, the strained trisubstituted olefin **95** reacts with *C,N*-diphenylnitron to afford the complex polycyclic compound **96** as the only reported regioisomer in undisclosed yield. (112)



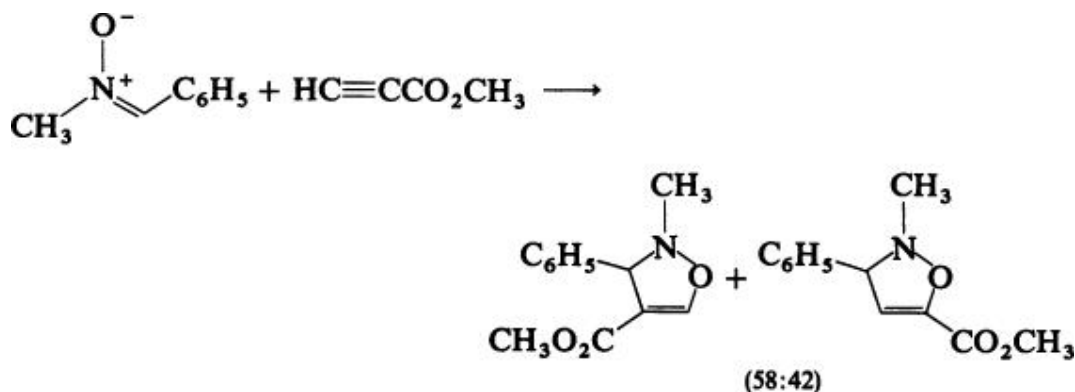
5.10. Tetrasubstituted Olefins

Although there are very few examples of the cycloaddition of nitrones to tetrasubstituted olefins, it is expected that the regiochemistry of the products can be predicted by extrapolation of the rules for less-substituted analogs. Thus the reaction of *C,N*-diphenylnitrone with dimethylketene dimethyl acetal affords the regioisomer **97**. (81) As expected, the oxazolidine oxygen becomes attached to the more electron-rich olefinic carbon.

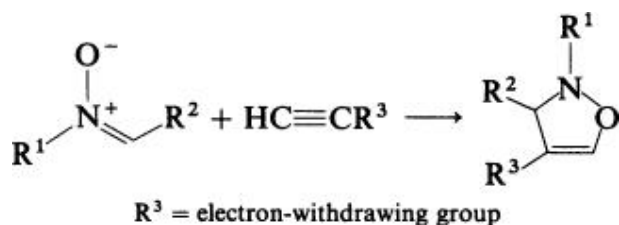


5.11. Monosubstituted Acetylenes

Terminal acetylenes undergo a [3 + 2] cycloaddition reaction with nitrones to afford the corresponding isoxazolines. Thus *C*-phenyl-*N*-methylnitrone adds to methyl propiolate to yield two regioisomers in a ratio of 58:42. (67)



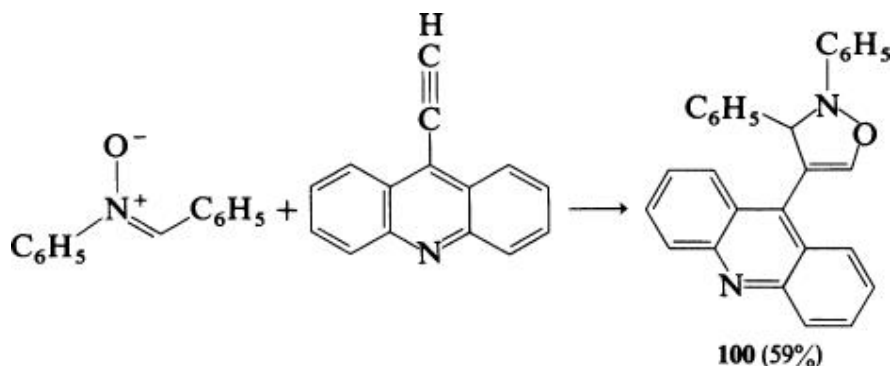
However, this lack of regioselectivity is seldom observed with electron-deficient monosubstituted acetylenes. The major and often exclusive product is the 4-substituted-4-isoxazoline, except when *N-tert*-butylnitrone is employed, the latter yielding the 5-substituted regioisomer.



For example, the nitron **98** reacts with methyl propiolate to furnish the 4-substituted adduct **99**. (113)



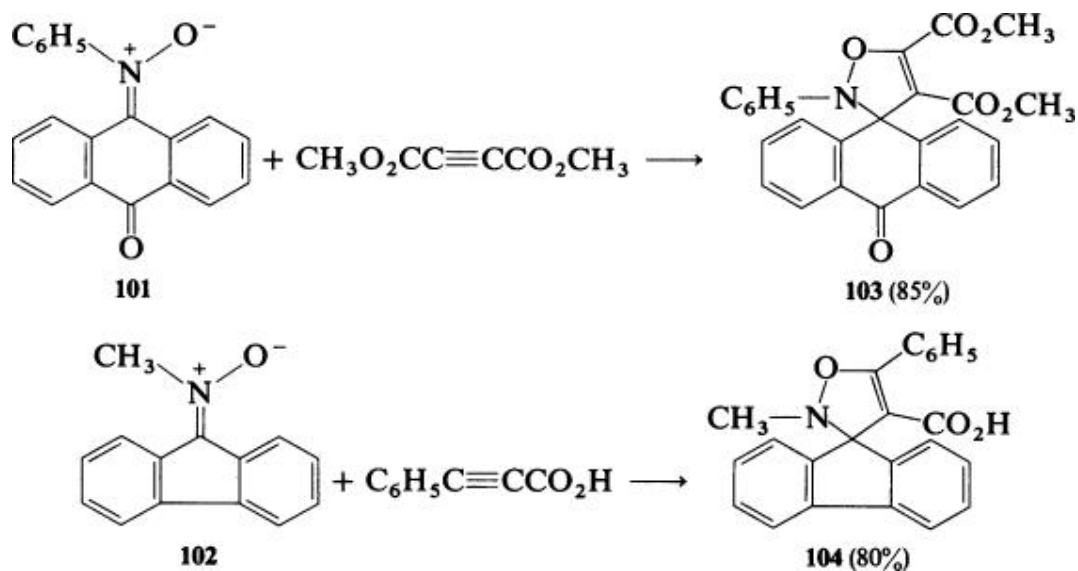
9-Ethynylacridine affords a related product **100** when treated with *C,N*-diphenylnitron. (114)



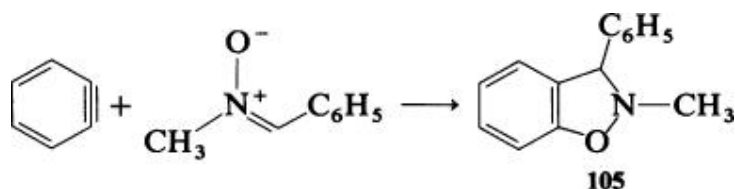
5.12. Disubstituted Acetylenes

The *N*-phenylnitron **101**, derived from anthraquinone, and the *N*-methylnitron **102** add to dimethyl acetylenedicarboxylate and phenylacetylene carboxylic acid to produce the 4,5-disubstituted isoxazolines **103** and **104**, respectively. (85)

The latter example demonstrates the principle paralleled in 1,2-disubstituted olefins, that the more electron-withdrawing substituent becomes attached to C-4.

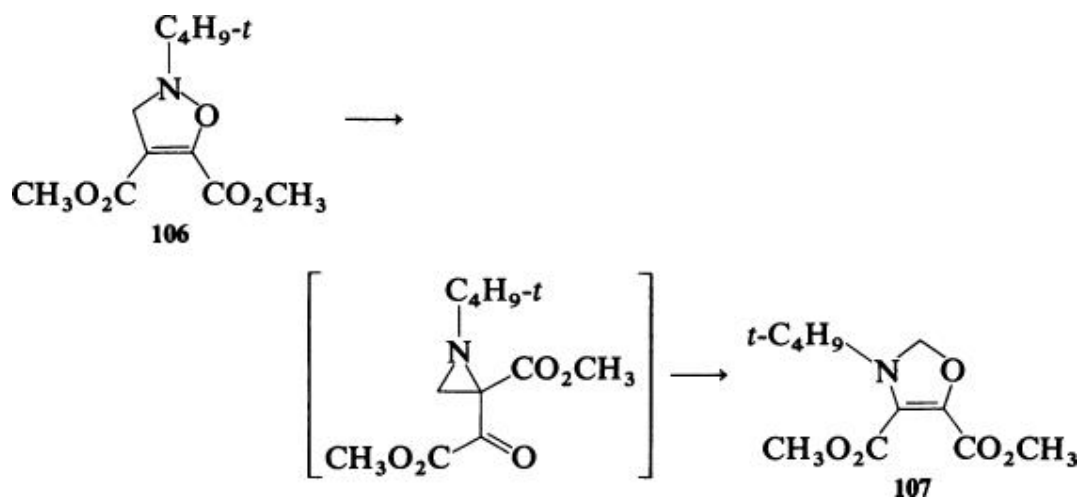


Finally, the trapping of benzyne by *C*-phenyl-*N*-methylnitrone affords the bicyclic adduct **105**. (67, 115-117)

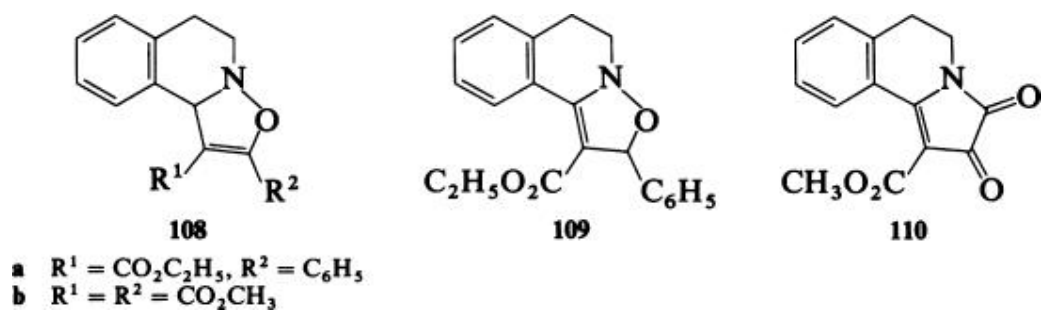


5.13. Stability of 4-Isoxazolines

A number of facile thermal rearrangements of 4-isoxazolines are reported, indicating a degree of instability in these nitron-acetylene adducts. For example, the adduct **106**, derived from the cycloaddition of dimethyl acetylenedicarboxylate and *N*-*tert*-butylnitrone, rearranges on heating at 80° to the 4-oxazoline isomer **107**. The intermediacy of the aziridine has been implicated. (118)



Interestingly, the isoxazoline **108a** is stabilized by a double-bond shift to the isomeric species **109**, whereas the related compound **108b**, with its double bond flanked by two ester groups, undergoes rearrangement to the product **110**. (67)

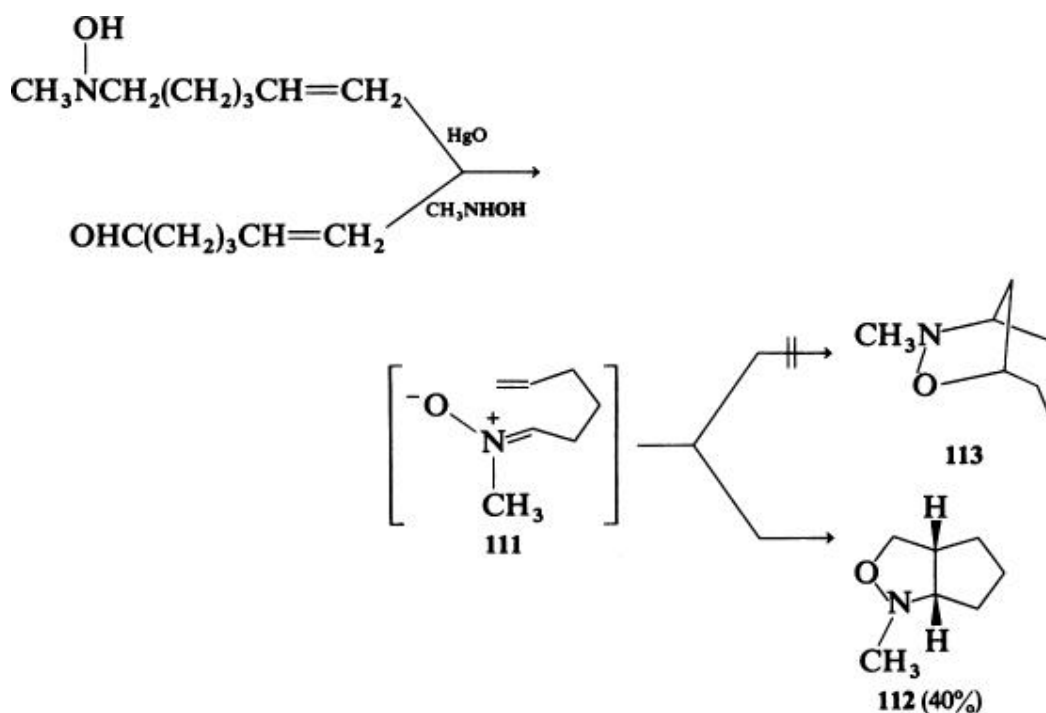


6. Regioselectivity and Stereoselectivity of the Intramolecular Reaction

6.1. C-Alkenylnitrones

6.1.1.1. Olefin Aldehydes and N-Substituted Hydroxylamines

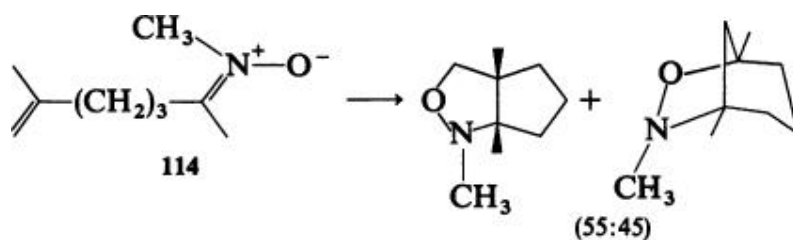
Entropic factors allow the intramolecular version of the nitron–olefin cycloaddition reaction to proceed under milder conditions than the corresponding intermolecular equivalent. These intramolecular processes produce either a fused or a bridged bicyclic isoxazolidine when the reactive nitron and olefinic partners are suitably disposed in a single molecule. This tremendously useful concept was pioneered by LeBel employing substrates in which the nitron moiety was separated from



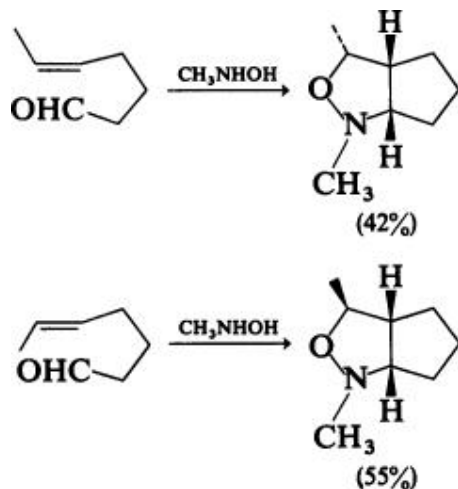
the olefin by a propylene or butylene linkage. (119) Thus the olefinic nitron 111, generated by either oxidation of an *N*-alkenylnitron or condensation of an unsaturated aldehyde with *N*-methylhydroxylamine, is not isolable but cyclizes under the reaction conditions to the fused bicyclic system 112. None of the isomeric bridged product 113 is produced despite the preference for that regiochemistry in the intermolecular reaction. (119)

However, bridged bicyclic adducts can be formed in selected cases in which steric interactions in transition states leading to the fused systems raise the energetics sufficiently to allow formation of the bridged adduct to compete.

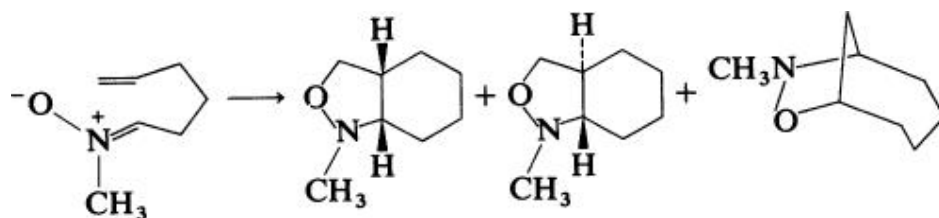
Thus the nitron **114** cyclizes to both the fused adduct and the bridged bicyclic product in a ratio of 55:45. (120)



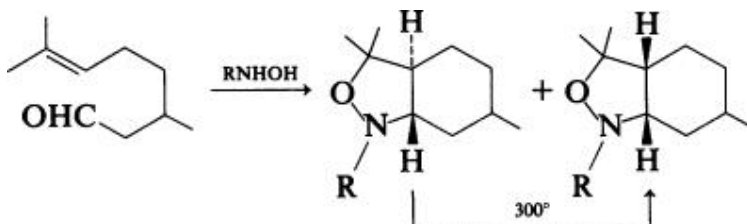
The intramolecular cycloaddition of the nitron olefin derived from *cis*- and *trans*-heptenal illustrates the stereospecificity of the reaction. Thus the *cis* isomer affords only the *trans* methyl product, whereas the corresponding *trans* olefin leads to the epimeric adduct. (8)



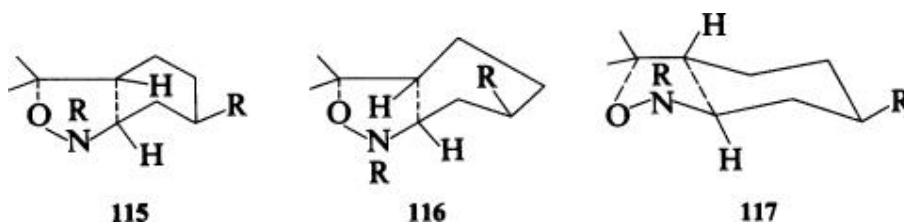
When these reactions are extended from C-(4-pentenyl)nitrones to the homologous C-(5-hexenyl) series, a third stereoisomer is often observed. The cyclo-addition of *N*-methyl-C-(5-hexenyl)nitron affords three cycloadducts. The additional product, the *trans*-fused bicyclic adduct, is apparently formed under thermodynamic control. (8)



In contrast, the reaction of (+)-citronellal with *N*-substituted hydroxylamines affords predominantly the *trans*-fused product, which isomerizes to the *cis*-fused adduct at 300°.

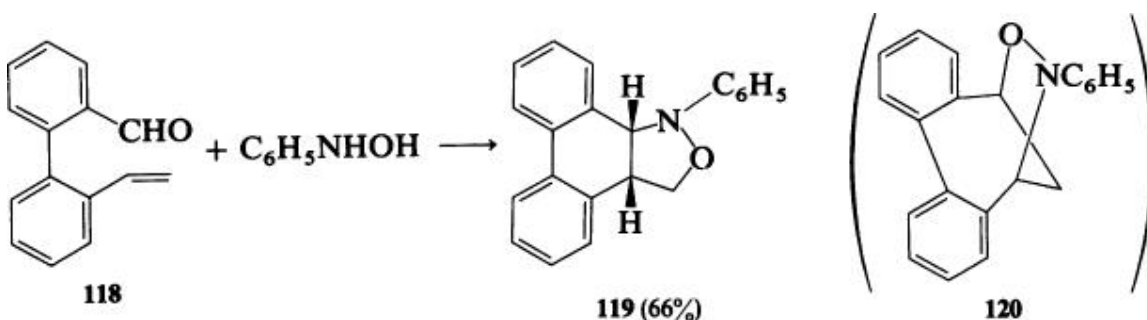


The transition state leading to *cis*-fused adducts involves a twist conformation and allows favorable orbital overlap during cycloaddition for both *syn* (115) and *anti* (116) nitron configurations. *Trans*-fused products, on the other hand, are formed from a slightly deformed chair conformation. In this instance, effective orbital overlap is impossible in the *anti* nitron and exists only for the *syn* configuration 117.

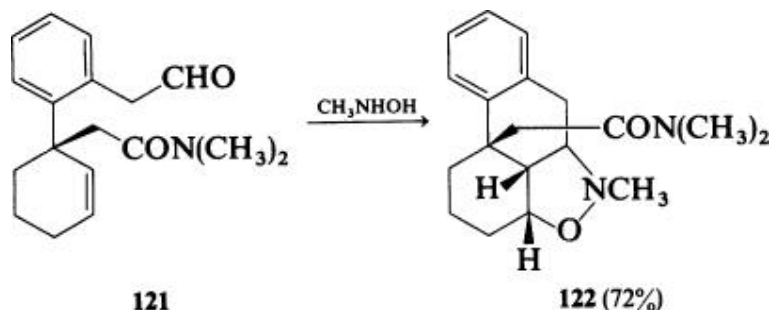


Product distribution can be rationalized on the basis of the relative energy barrier for the *syn* \longleftrightarrow *anti* interconversion versus that for the cycloaddition itself. In cases where the barrier is high, *cis*-fused adducts are favored.

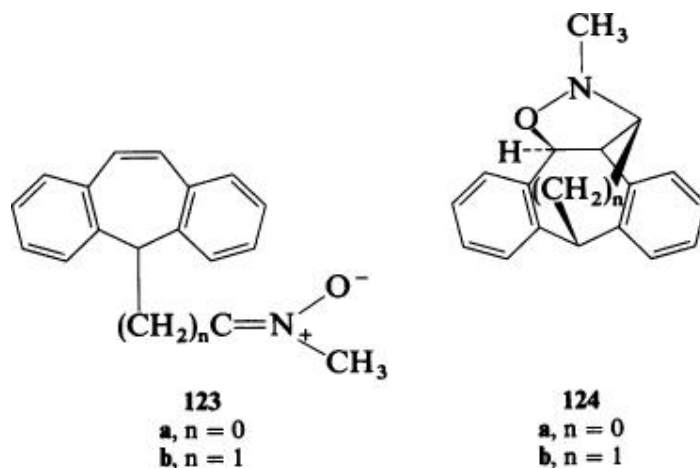
Reaction of the aldehyde olefin 118 with *N*-phenylhydroxylamine yields only the *cis*-fused adduct 119. (121) Neither the *trans*-fused isomer nor the bridged regioisomer 120 is detected. (121)



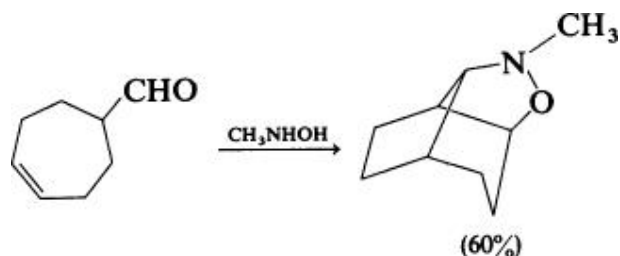
A useful synthetic entry into morphine-related analgesics employs the cycloaddition of the nitron olefin derived from the aldehyde **121** and *N*-methyl-hydroxylamine to furnish the tetracyclic product **122**. (122)



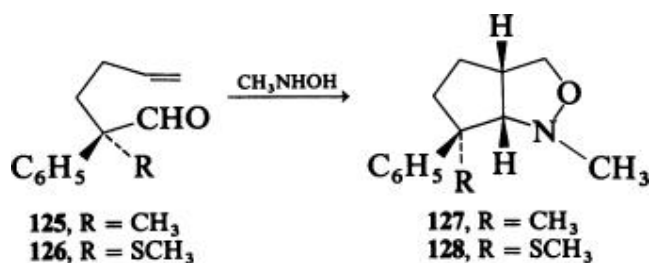
A [3 + 2] cycloaddition route to carbon-bridged dibenzocycloheptanes involves cyclization of the nitron olefins **123a** and **123b** to the polycyclic adducts **124a** and **124b**, respectively. The nitron **123a**, a mixture of *syn* and *anti* isomers, is a stable crystalline product at room temperature, undergoing intramolecular cycloaddition above 110°, whereas the homolog **123b** cyclizes spontaneously. These results are explained by the low reactivity of the stilbene-type olefin and the greater strain present in the isomer **124a** bridged by only a single carbon atom. (123)



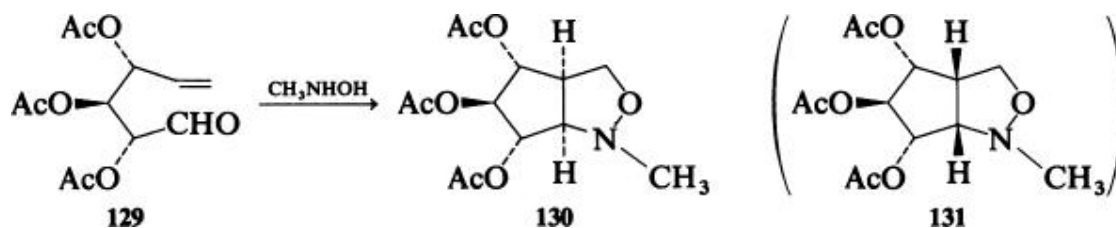
The parent example of this series involves treating 5-cycloheptenecarboxaldehyde with *N*-methylhydroxylamine to furnish a single tricyclic adduct. (124)



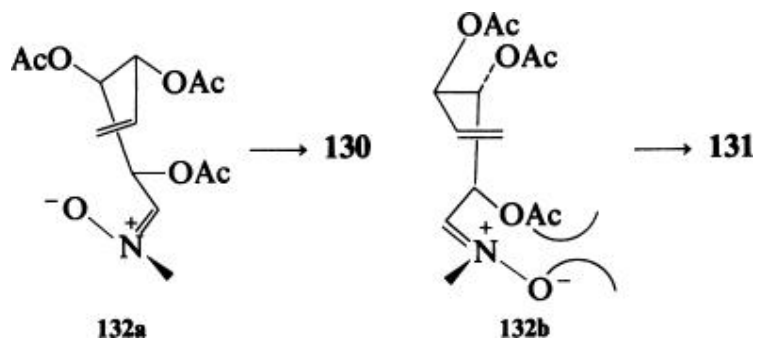
Control of stereochemical centers around a cyclopentane ring is found when the aldehyde olefins **125** and **126** react with *N*-methylhydroxylamine to afford the cycloadducts **127** and **128**, respectively. (**125**) The three contiguous asymmetric centers are generated stereospecifically in a single step from an acyclic precursor. In complete analogy with the prototypical reaction, the thermodynamic product has the more sterically encumbered substituent occupying the less congested *exo* orientation.



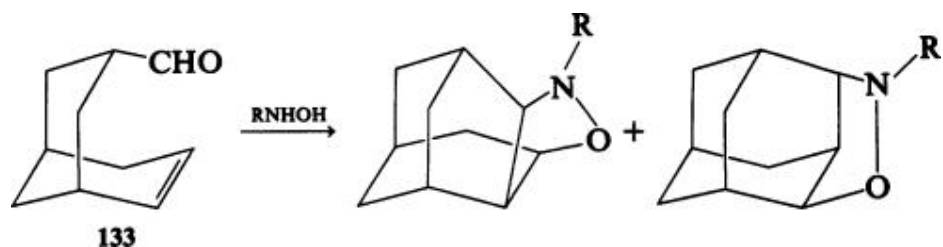
The optically active aldehyde olefin **129**, obtained by reductive fragmentation of 5-bromo-5-deoxyglucosides, affords a single stereoisomer **130** on treatment with *N*-methylhydroxylamine. (**126**)



The absence of the alternative adduct **131** is rationalized by a *syn* periplanar steric interaction between the nitron and the α -acetate in its transition state **132b**, an effect not present in the transition state **132a** leading to **130**. (**127**)

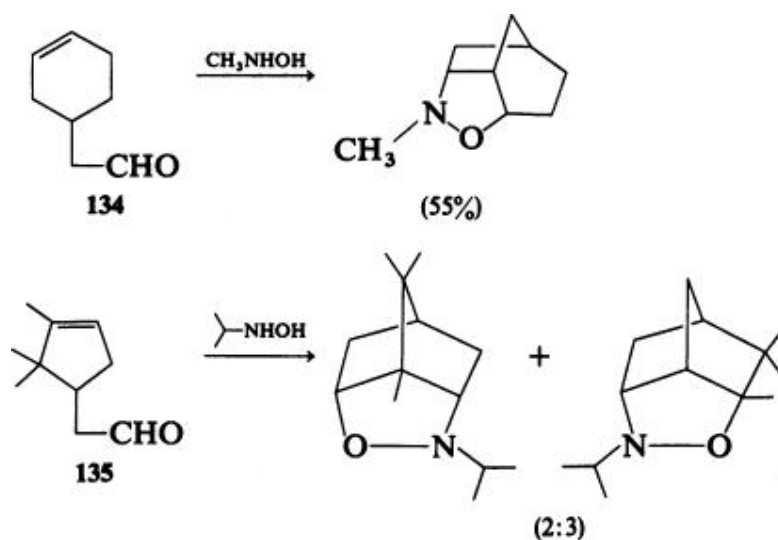


The intramolecular [3 + 2] dipolar cycloaddition reaction affords a ready entry to adamantane derivatives. The bicyclic olefin aldehyde **133** yields the protoadamantane system and the adamantane analog on treatment with a variety of *N*-substituted hydroxylamines. (128, 129) Although the protoadamantane

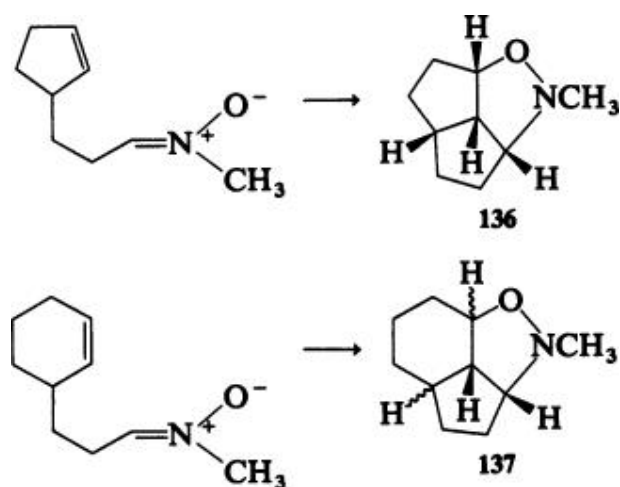


product always predominates, the product ratio is markedly influenced by reaction conditions, especially solvent.

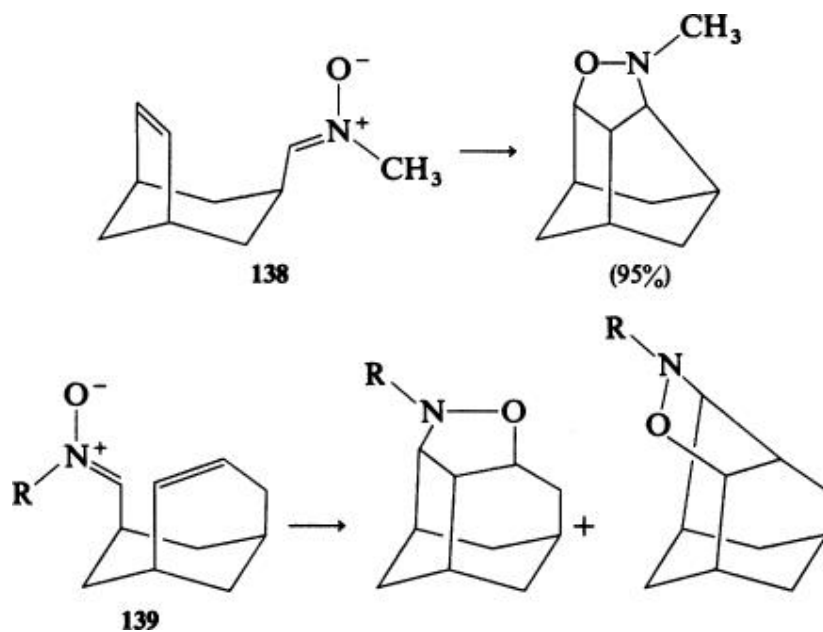
Related reactions yield other classes of polycyclics. For example, aldehydes **134** (130) and **135** (124) lead to the indicated adducts.



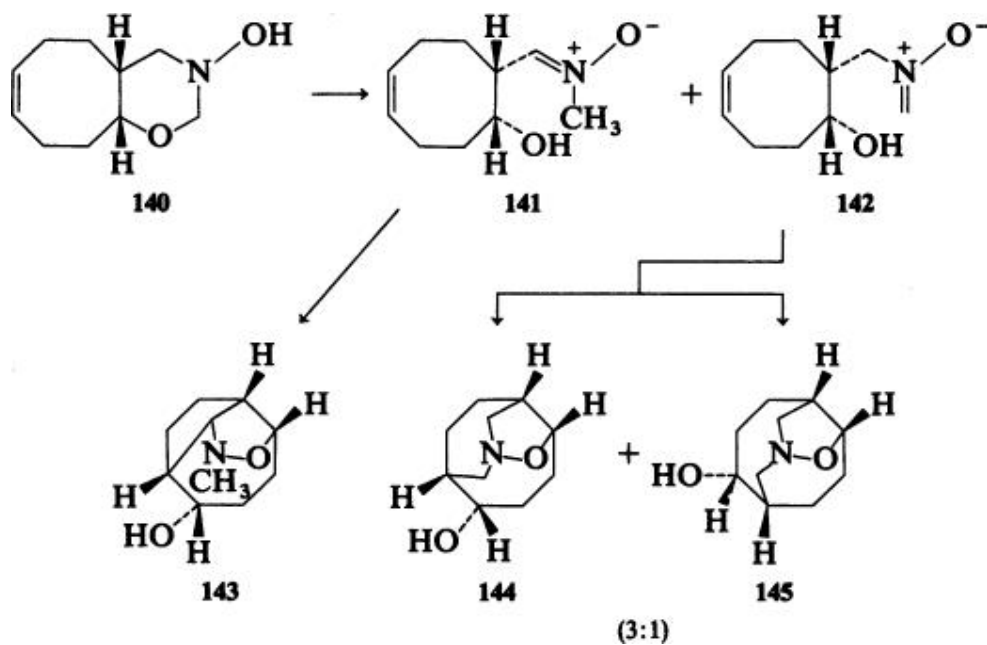
The tricyclic adducts **136** and **137** are produced on cyclization of the cyclopentenyl- and cyclohexenyl nitrones. Only the former reaction proceeds stereo-specifically; the latter leads to a mixture of diastereomers. (120)



A convenient route to 2,4-disubstituted noradamantane analogs proceeds via cycloaddition of C-bicycloalkenylnitrones such as **138** and **139**. The products are produced under quite mild conditions in high yield, a result of favorable entropic factors in these rigid substrates. (128, 131)



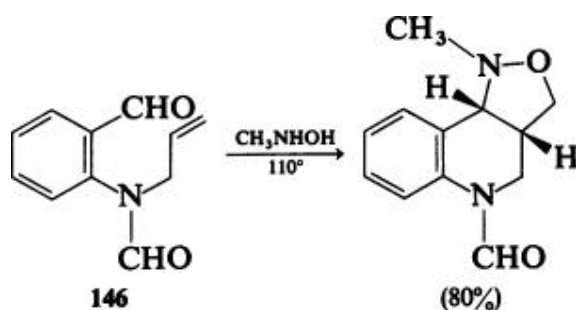
A novel synthesis of unusual azabicyclic diols relies on nitron-olefin cycloaddition reactions. Thermolysis of the *N*-hydroxyoxazine **140** produces the fragmentation products **141** and **142**, which then cyclize stereospecifically to the observed products **143–145**.



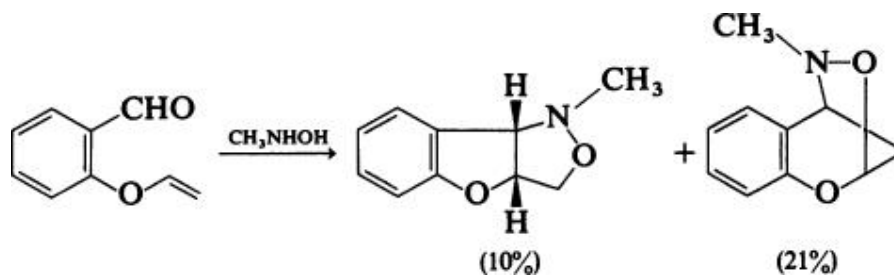
The product ratios are rationalized on the basis of severe 1,5-transannular nonbonded interactions in the transition states of these kinetically controlled reactions. (101)

6.1.1.2. Heteroatom-Linked Olefin Aldehydes and *N*-Substituted Hydroxylamines

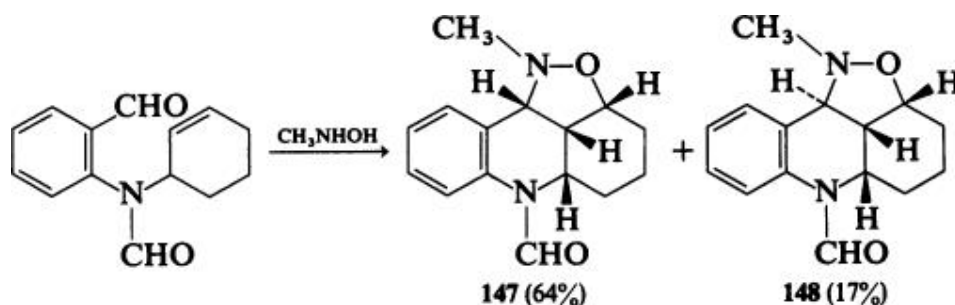
The intramolecular nitron–olefin cycloaddition reaction includes heteroatom-linked olefinic aldehydes. For example, treatment of the formamido derivative **146** with *N*-methylhydroxylamine yields the *cis*-fused tricyclic adduct in 80% yield. (132)



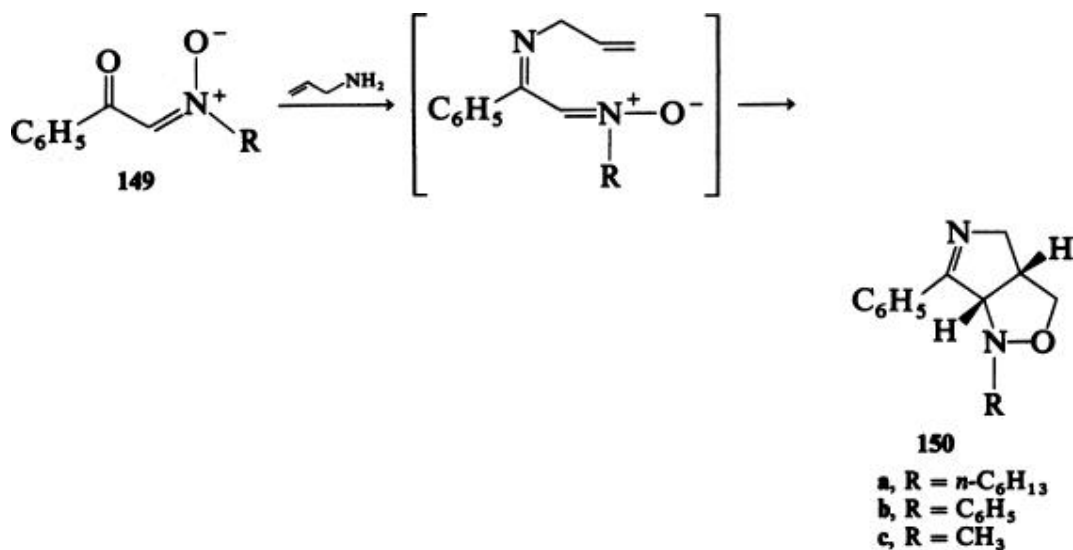
An oxa-linked example is the cycloaddition of *O*-vinylsalicylaldehyde to afford the fused and bridged products in a ratio of 1:2.



In most examples studied, the predominance of *cis*-fused products over the *trans*-fused isomers is observed. For example, the ratio of tetracyclic adducts **147** and **148** is 4:1, favoring *cis*-fusion. (132)

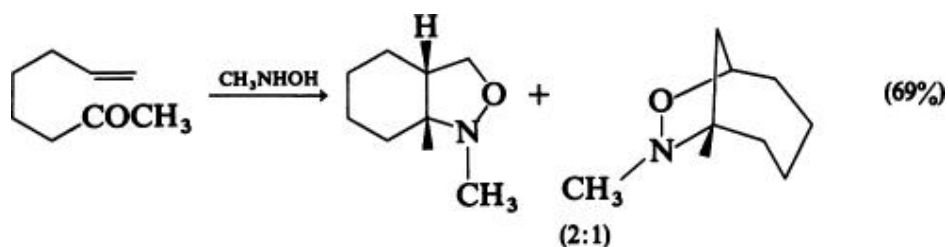


An interesting and potentially important variation is the *in situ* generation of a heteroatom-linked system in the reaction of keto nitron **149** with allylamine to produce the cycloadduct **150**. (46)

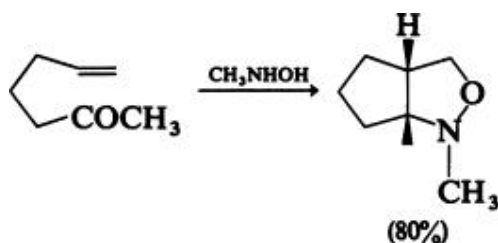


6.1.1.3. Olefin Ketones and *N*-Substituted Hydroxylamines

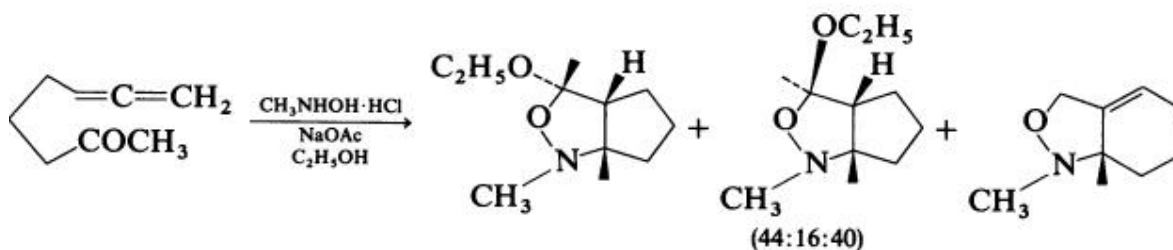
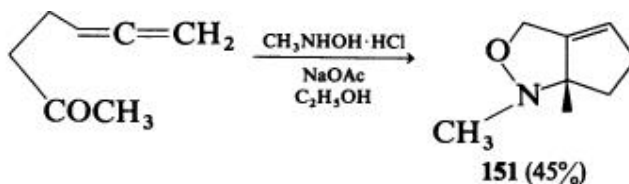
The earliest report of a nitron–olefin cycloaddition derived from an olefinic ketone is that in which 7-octen-2-one is treated with *N*-methylhydroxylamine to yield a stereoisomeric mixture of fused and bridged bicyclic adducts in a ratio of 2:1, respectively. (133)



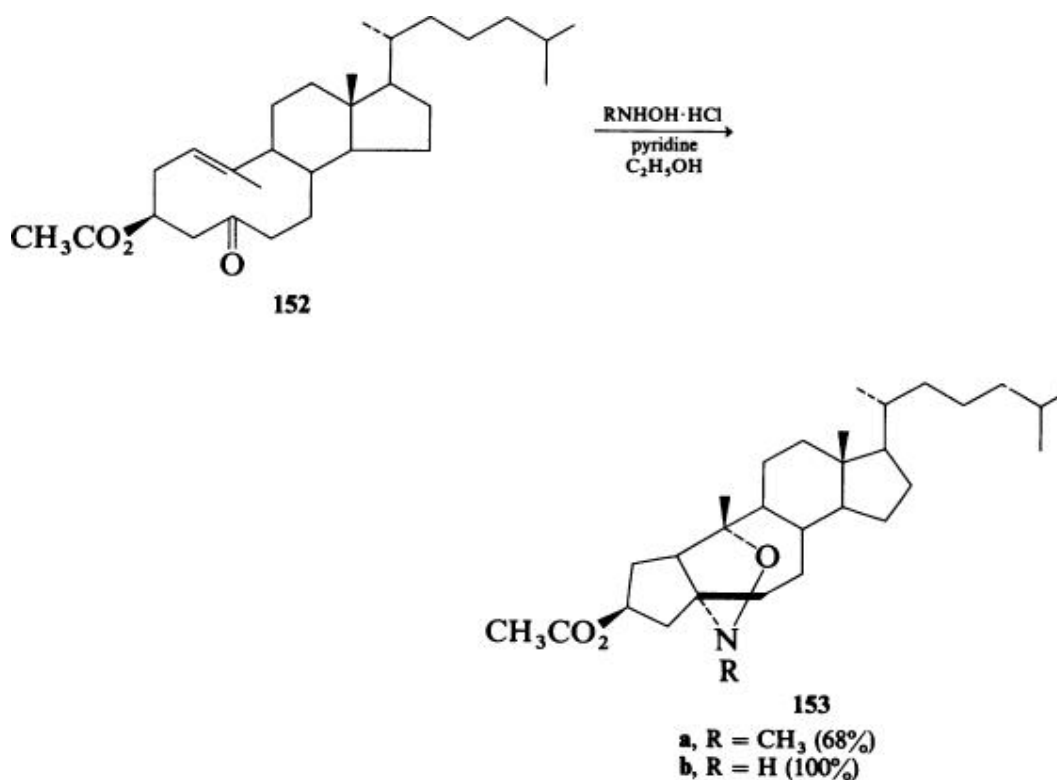
In contrast, 6-hepten-2-one affords only a *cis*-fused bicyclic compound. (8, 133)



In a related reaction, 5,6-heptadien-2-one yields the unsaturated analog **151**. This result is a consequence of reaction solely at the terminal double bond. However, 6,7-octadien-2-one affords a mixture of three stereoisomers in a ratio of 44:16:40. (**134**) This is a result of cycloaddition to both allenic double bonds followed by acid-catalyzed addition of ethanol to the regioisomer derived from addition to the internal double bond.

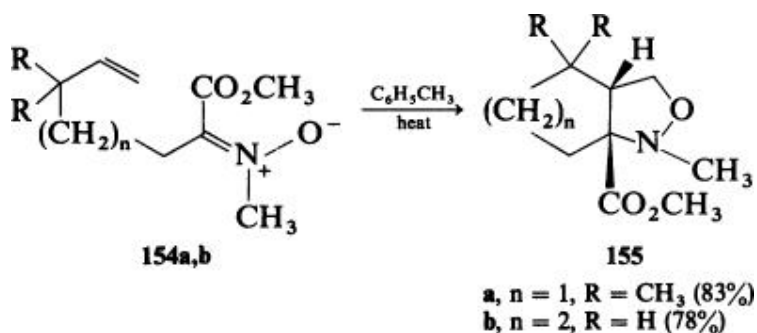


A transannular nitronc cycloaddition is the reaction of $\Delta^{1,10}$ -*trans*-5-oxo-5,10-secosteroid **152** with *N*-methylhydroxylamine to yield the complex steroid analog **153a**. An analogous reaction also occurs with hydroxylamine itself to yield the unsubstituted derivative **153b**.

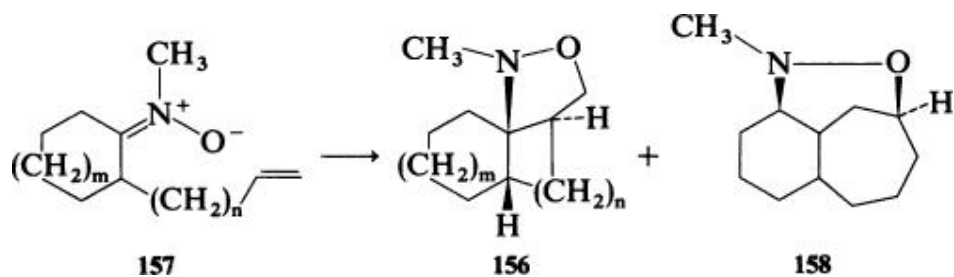


The *cis* isomer of **152** fails to react, a consequence of the greater distance between the reactive centers compared to those in the *trans* isomer. (**135**)

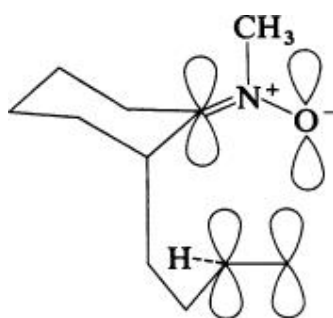
The functionalized nitrones **154a,b** derived from keto olefins undergo cycloaddition to yield the products **155a,b**.



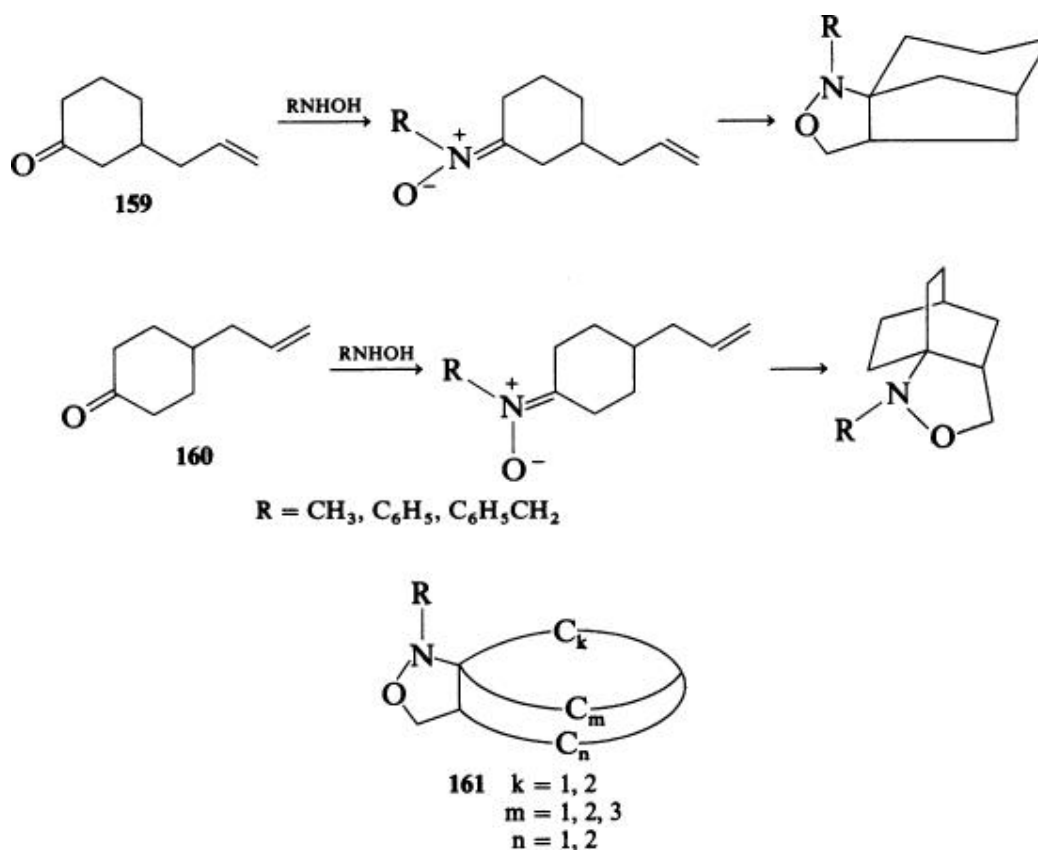
It is noteworthy that **154b** affords a single stereoisomeric product in contrast to its descarbomethoxy analog, which produces a mixture. (**133**) A useful synthesis of the functionalized bicyclo[*x*·1·*y*] system **156** relies on nitrone–olefin cycloaddition reactions of the general structure **157**. Where *m* = 1, *n* = 3, a bridged regioisomer **158** is obtained along with an equal amount of the expected product **156** (*m* = 1, *n* = 3). (**136**, **137**)



The isolation of only *cis*-fused adduct where $n = 2$ is attributable to the transition state that permits maximum orbital overlap of the nitron and olefinic centers.

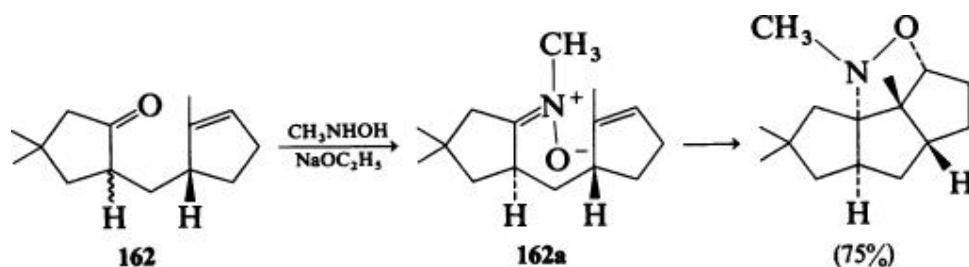


Cycloalkanones such as **159** and **160** react with *N*-substituted hydroxylamines to give the isoxazolidines via the intermediate nitrones. Only a single polycyclic diastereomer is formed by the cycloaddition reaction, affording a novel synthesis of functionalized bridged bicycloalkanes of general structure **161**.
(138)



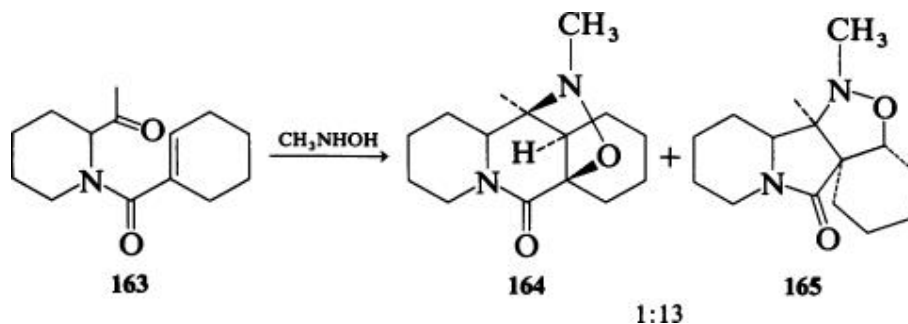
A related reaction affords the tetracyclic linearly fused cyclopentanoid framework on treatment of the nitron precursor **162** with *N*-methylhydroxylamine.

Inclusion of sodium ethoxide allows both stereoisomers of **162** to be converted to the same cycloadduct. However, in the absence of sodium ethoxide, only the stereoisomer directly leading to nitron **162a** undergoes cyclization; the other leads to intractable material. This is a result of base-catalyzed epimerization affording the desired intermediate stereoisomer. (139)

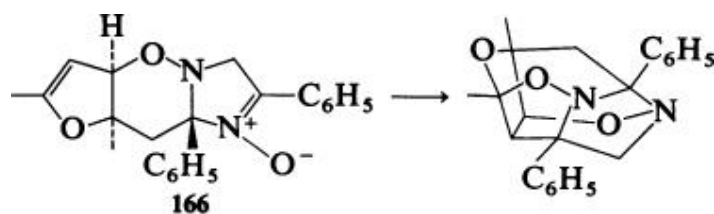


6.1.1.4. Heteroatom-Linked Olefin Ketones and *N*-Substituted Hydroxylamines

One of the few examples of this class of intramolecular [3 + 2] nitron olefin dipolar cycloadditions is the reaction of the keto amide olefin **163** with *N*-methylhydroxylamine to yield the isomeric tetracyclic adducts **164** and **165** in a ratio of 1:13. (140, 141)



A highly unusual intramolecular cycloaddition of a cyclic nitron to a cyclic olefin linked by two heteroatoms is that of the tricyclic nitron **166**, which is thermally transformed into an exotic pentacyclic trioxadiazia cage compound. (142)

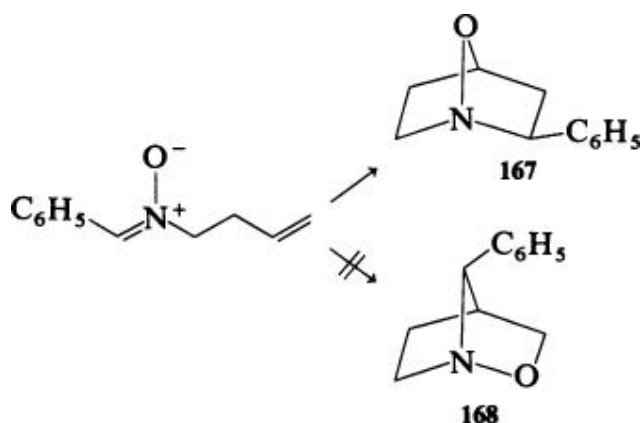


***N*-Alkenylnitrones**

6.2. *N*-Alkenylnitrones

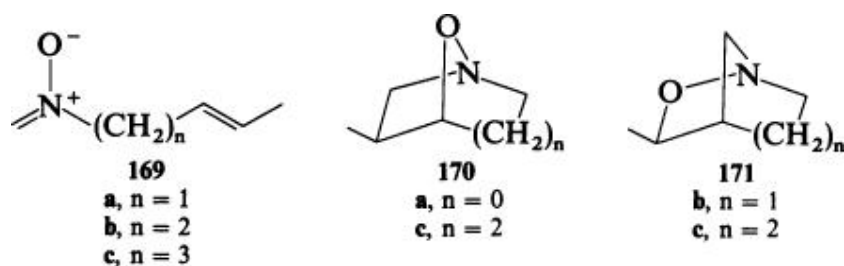
6.2.1.1. *N*-Alkenylhydroxylamines and Aldehydes

N-(3-Butenyl)-*C*-phenylnitron yields the 1-aza-7-oxabicycloheptane **167** in 72% yield on heating in xylene under reflux. None of the regioisomer **168** is detected, a result of a lack of orbital overlap in its transition state relative to its competitor.

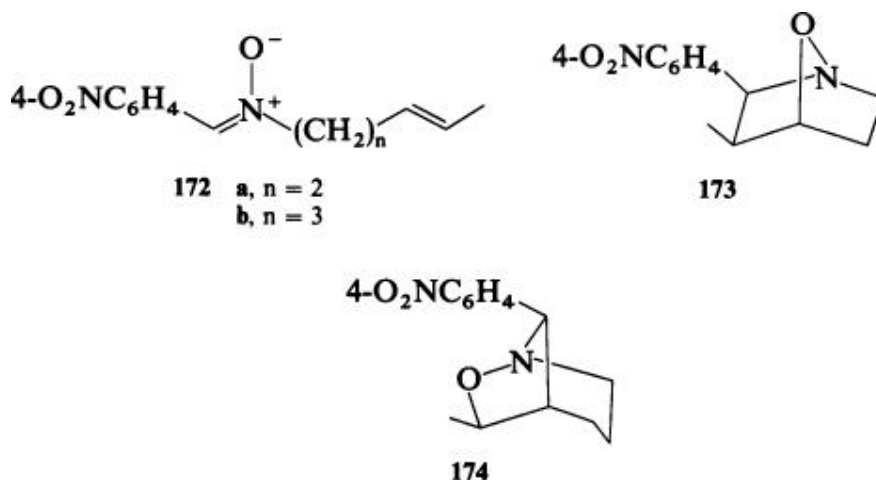


This preference may also be rationalized on electronic considerations since the production of **167** is the expected mode of addition of a nitronium to a terminal double bond. (120)

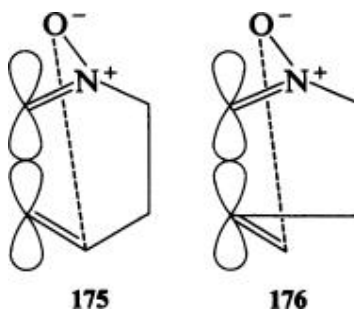
Product regiochemistry in these cyclizations is markedly influenced by the number of carbon atoms in the spacer that links the nitronium nitrogen and the double bond. Thus the series of homologous *N*-alkenyl nitroniums **169** yield cycloadducts of differing regiochemistry. The nitronium **169a** affords only the regioisomer **170a**, whereas its homolog **169b** furnishes only **171b**, a product with the opposite sense of regiochemical cycloaddition. The bis-homo analog **169c** is converted to a 1:3 mixture of cycloadducts **170c** and **171c**.



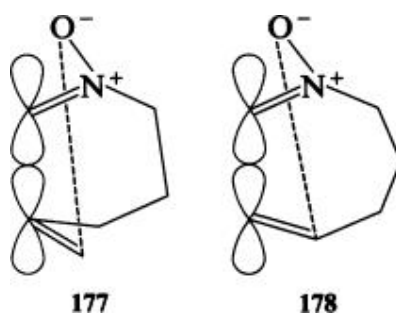
A similar reaction is observed with *C*-4-nitrophenyl nitroniums **172**, yielding exclusively **173** and **174**, respectively. (143)



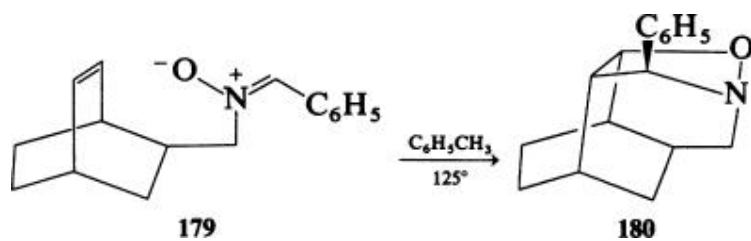
These diverse results are rationalized by assuming that C — C bond formation is more advanced than C — O bond formation in the transition state of the cycloaddition reaction. This assumption is readily supported for dipolar cycloadditions in which the LUMO (dipole)—HOMO (dipolarophile) interaction is the controlling factor. Thus if a two-carbon spacer is placed between the nitronium nitrogen and the olefin, the transition state **175** is favored compared with the highly strained alternative **176**.



Since the higher energy of **176** arises from angle strain, which is relieved in the homologous transition state **177**, it is not unexpected that the opposite regiochemistry is generated. In this instance, the alternative transition state **178**, which is also unstrained, is disfavored since it requires a seven-membered ring closure during the cycloaddition process, assuming that C — C bond formation is early.



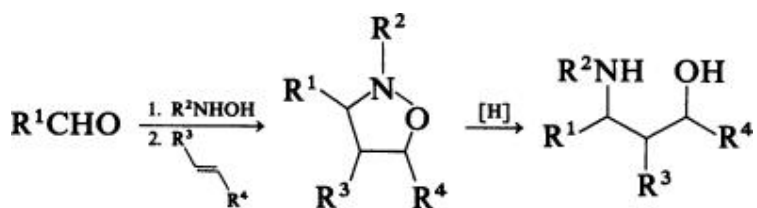
N-Alkenylnitronium cycloadditions are also useful for the synthesis of bridged polycyclics, as exemplified in the cyclization of the bicyclic nitronium **179** to the adduct **180**. (131)



7. Applications to Natural Product Total Synthesis

7.1. Introduction

The utility of nitron–olefin [3 + 2] cycloadditions in the total synthesis of natural products arises not from the presence of the isoxazolidine moiety in naturally occurring substances but from the various transformation products of this saturated heterocycle. The most important of these is the conversion of the isoxazolidine ring system to an *N*-substituted 1,3-amino alcohol by a reduction step.

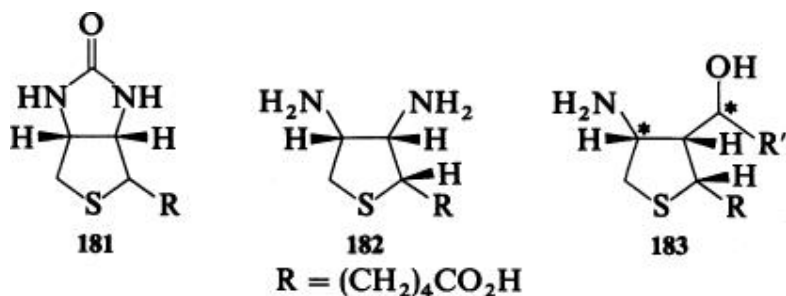


The attachment to the aldehyde of two additional carbon atoms laden with the useful functionality present in the 1,3-amino alcohol is very powerful methodology. Nevertheless, applications to natural product synthesis did not appear in force until the mid-1970s. (144, 145) Since this transformation not only yields new carbon–carbon and carbon–oxygen bonds but also incorporates a nitrogen atom in the molecule, the obvious synthetic targets are nitrogenous substances, particularly alkaloids. The reaction is not limited to the synthesis of nitrogen-containing compounds, however, and examples of applications to non-nitrogenous targets have been reported.

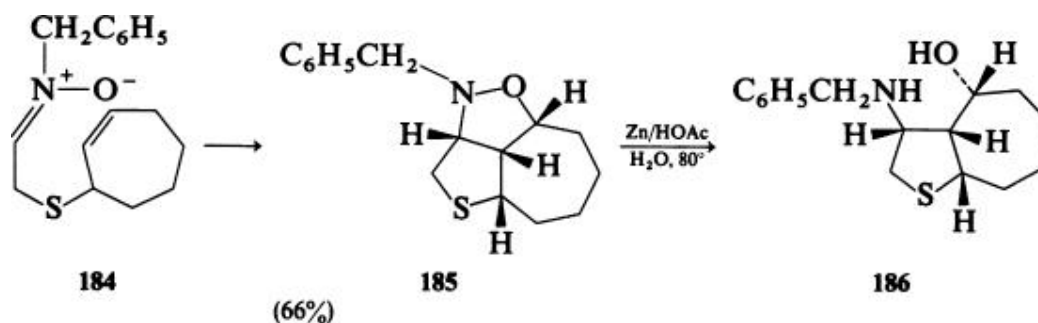
7.2. Intramolecular Cycloadditions

7.2.1.1. Biotin (Vitamin H)

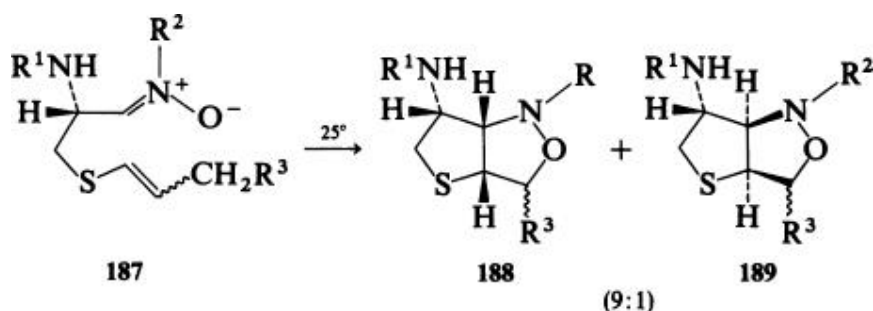
The use of the [3 + 2] nitron–olefin cycloaddition reaction requires the identification of an actual or latent 1,3-amino alcohol in the target structure. The latter is exemplified in the total synthesis of the important vitamin biotin (181). (144, 145) Although there is no 1,3-amino alcohol present in biotin, the diamino precursor 182 can be derived in principle from the 1,3-amino alcohol starred in 183.



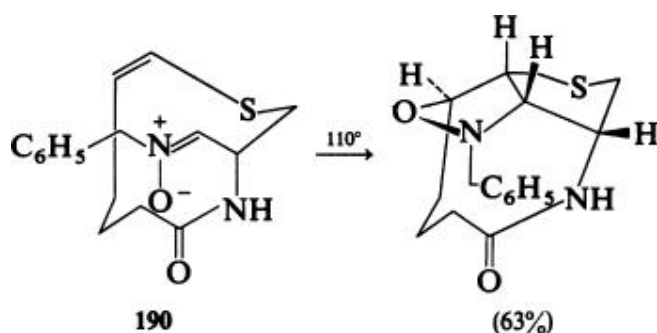
This transformation could be accomplished in theory by oxidation of **183** to an amino ketone followed by a Beckmann rearrangement and hydrolysis to yield **182**, thus illustrating the identification of a *latent* 1,3-amino alcohol in the target molecule. The actual synthesis involves the intramolecular cycloaddition of the olefinic nitron **184** to yield the tricyclic isoxazolidine **185**. This serves to fix the three contiguous asymmetric centers on the tetrahydrothiophene ring in the required all-*cis* configuration of biotin. Reduction of the N — O bond of **185** with zinc and acid yields the desired *N*-benzylamino alcohol **186**, which is converted to biotin in two steps after oxidation and a Beckmann rearrangement. The formation of **185** is achieved with complete stereospecificity and is an excellent example of the ability of the reaction to proceed in a stereocontrolled manner.



An alternative synthesis of biotin (**146**) employs a [3 + 2] cycloaddition of the nitron enol sulfide **187**, derived from L-(+)-cysteine. This substance undergoes spontaneous cyclization at 25° to yield a mixture of adducts **188** and **189** in a ratio of 9:1.

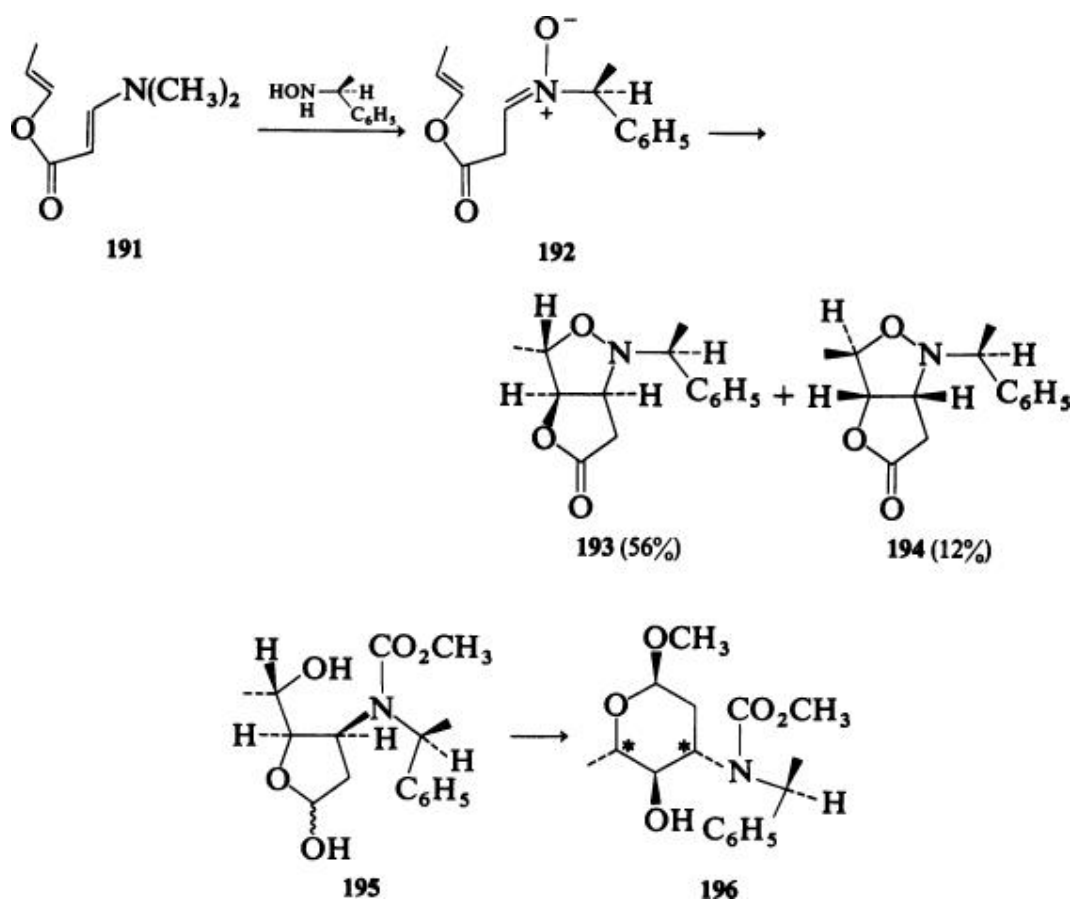


The lack of stereochemical control in this initial study is solved by constructing the 10-membered ring compound **190**, inspired by deliberations on the transition states leading to **188** and **189**. This substrate cyclizes exclusively to the desired tricyclic structure, which is then converted into biotin in six steps.



7.2.1.2. Amino Glycosides

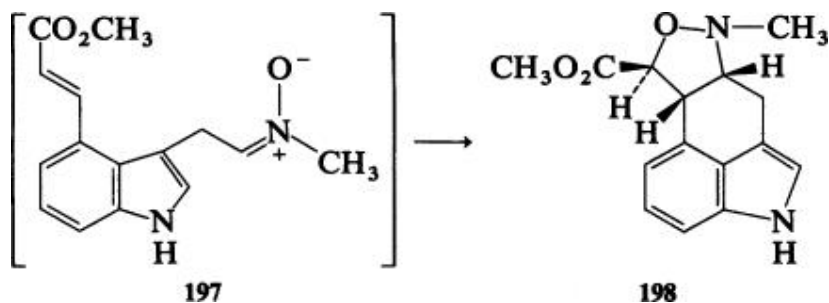
A chiral synthesis (**147**) of L-daunosamine, the sugar moiety of the antitumor agent adriamycin, involves reaction of the masked aldehyde **191** with (S)-(-)-N-hydroxymethylbenzenemethanamine to yield the nitron **192**, which cyclizes in refluxing xylene to produce the diastereomers **193** and **194** as an 82:18 mixture. The desired major product **193** is separated in optically pure form and carried forward in the synthesis. The ability of the intramolecular version of this reaction to reverse the normal mode of cycloaddition to an enol ester system is noteworthy. The driving force to form the fused 5,5-bicyclic nucleus overcomes other energetics usually at play in the intermolecular reaction. Thus the nitron carbon of **192** becomes exclusively bound to the oxygen-bearing carbon of the enol acetate unit in **191**, an orientation opposite to that found in the intermolecular variant. The application of the nitron–olefin reaction in this instance is predicated on an acid-catalyzed transformation of the lactol **195**, prepared in three steps from **193**, to the pyranose anomers **196**.



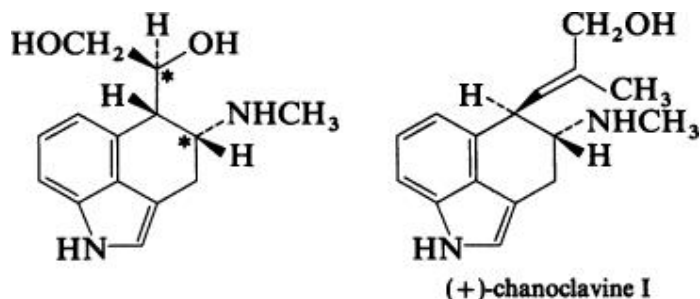
The latent 1,3-amino alcohol in the target is starred; the alcohol portion is masked by its involvement in the hemiacetal.

7.2.1.3. Ergot Alkaloids

The synthesis (148) of the ergot alkaloids (+)-chanoclavine I and (+)-isochanoclavine utilizes an intramolecular [3 + 2] cycloaddition of the indolic nitron 197 to furnish the *cis*-fused tetracyclic isoxazolidine 198. The transient nitron 197 is prepared and cyclized in refluxing benzene–methanol with azeotropic removal of water.

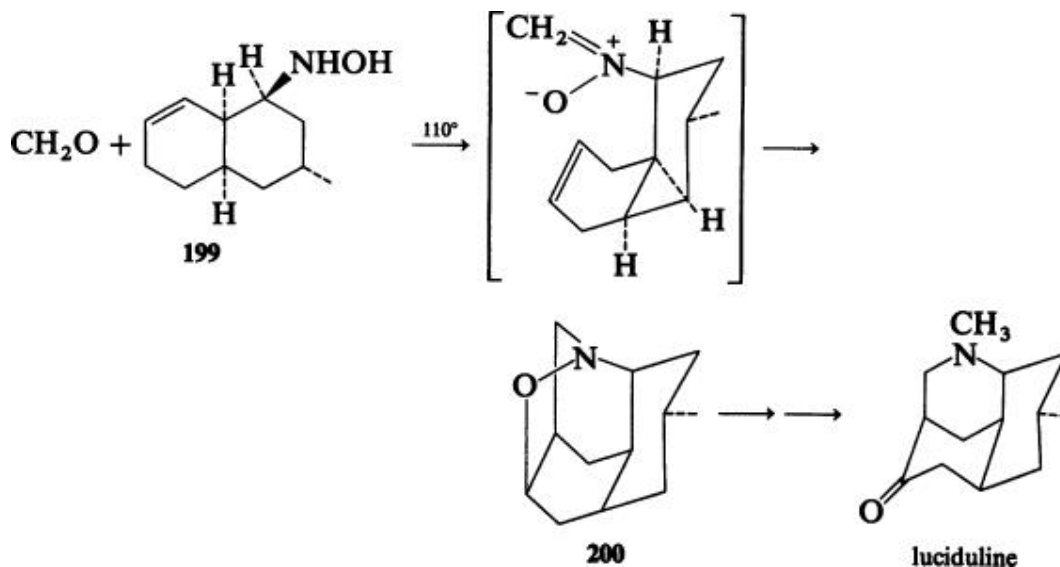


Conversion of **198** to the diol reveals the 1,3-amino alcohol (starred) in this key intermediate, which is converted into (+)-chanoclavine I in five facile steps.



7.2.1.4. *Lycopodium Alkaloids*

An efficient synthesis (**149**) of the lycopodium alkaloid luciduline centers on the thermolysis of the easily available hydroxylamine derivative **199** in the presence of formaldehyde. The transient nitron is presumably

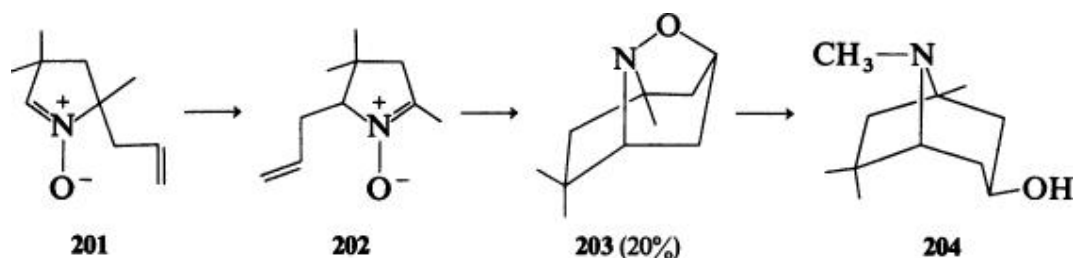


generated and spontaneously cyclizes to yield the desired isoxazolidine **200**. This product is readily converted to luciduline by the sequence of methylation, reduction, and oxidation. The overall synthesis is far superior to all previously reported multistep preparations of luciduline and was the first comparative demonstration of the prowess of nitron–olefin cycloadditions in the total synthesis of natural products.

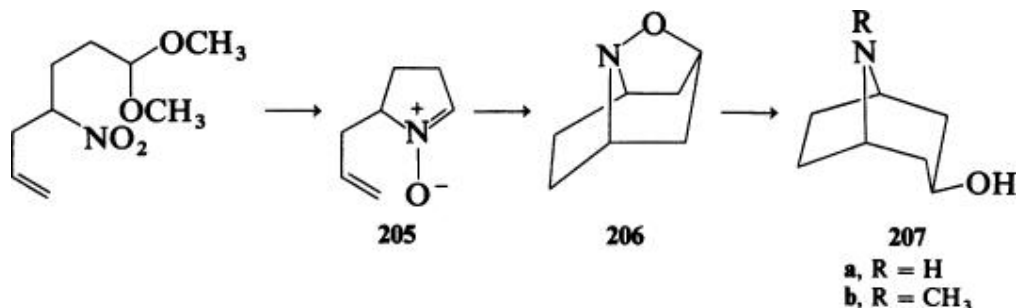
7.2.1.5. *Tropane Alkaloids*

The cycloaddition of the 1-pyrroline-1-oxide derivative **201** provides a route to tropane alkaloids. An aza-Cope rearrangement of **201** affords the isomeric **202**,

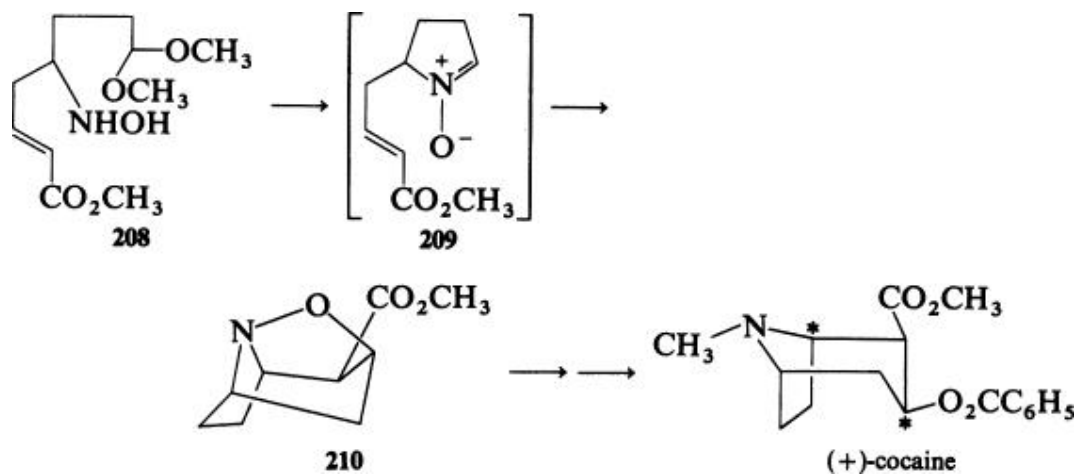
whereas the desired crystalline cycloadduct **203** is obtained exclusively at higher temperatures. Alkylation of **203** and hydrogenation yields the bicyclic compound **204**, an analog of pseudotropine. This pathway represents a substantial improvement over more classical routes to substituted tropanes. (150)



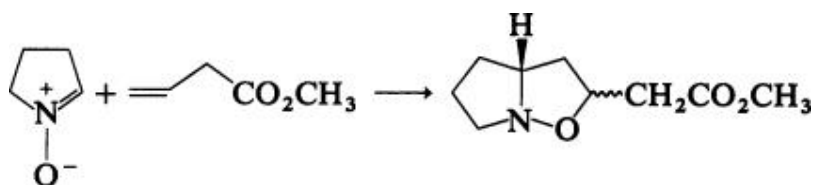
The parent tropane system can be prepared by thermolysis of the unsubstituted precursor **205**, generated *in situ* from the nitro acetal. (151) The cycloadduct **206** is sublimed and hydrogenated to yield norpseudotropine (**207a**), convertible to pseudotropine (**207b**) by an Eschweiler–Clarke procedure.



These results form the basis for two syntheses of cocaine (152, 153) and are particularly instructive for illustrating various features of nitronium–olefin chemistry. Thus the protected aldehyde **208** can be hydrolyzed to generate the desired nitronium ester **209**, which cyclizes to the tricyclic isoxazolidine **210** with complete regio- and stereospecificity. *N*-Methylation, reduction of the N — O bond, and benzoylation serve to convert the isoxazolidine into (+)-cocaine. The derived 1,3-amino alcohol is starred.

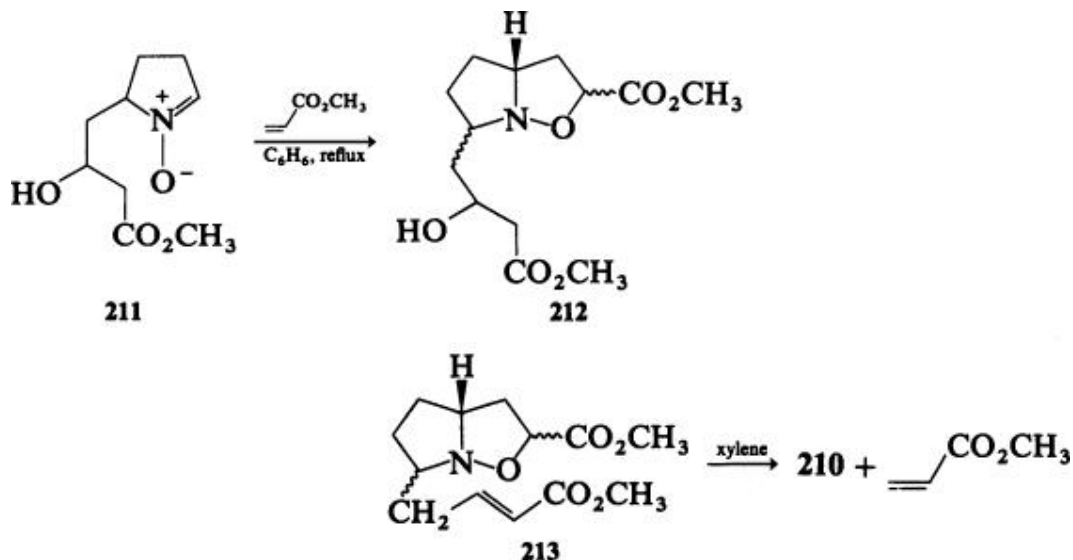


An improved version (152) involves a cascade of nitron–olefin cycloadditions. Reaction of 1-pyrroline-1-oxide with methyl 3-butenate in refluxing toluene for 15 hours yields the desired adduct regiochemically pure.



Oxidation of this adduct with 1 equivalent of *m*-chloroperbenzoic acid (MCPBA) produces the hydroxy nitron **211**. Since the nitron group complicates the required dehydration of **211**, a novel protecting group is introduced. Thus treatment of **211** with methyl acrylate yields the isoxazolidine **212**, which can be readily dehydrated to the required olefin **213**.

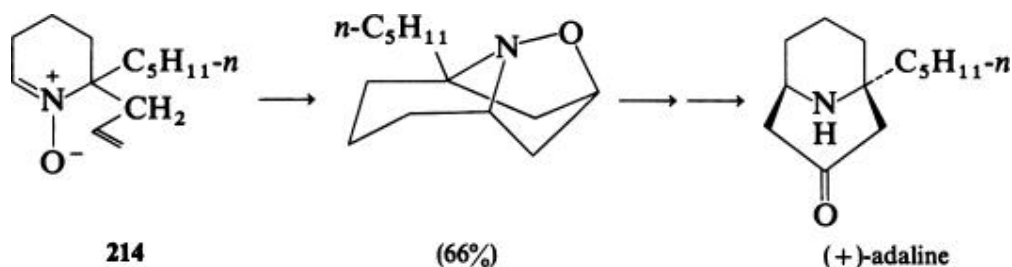
Heating of **213** in refluxing xylene cleaves the protected nitron by a [3 + 2] cycloreversion, expelling methyl acrylate in the process. The newly unveiled



nitron (identical to **209**) spontaneously cyclizes to afford the desired **210**, taking advantage of the favored mode for intramolecular reaction, leaving methyl acrylate unreacted.

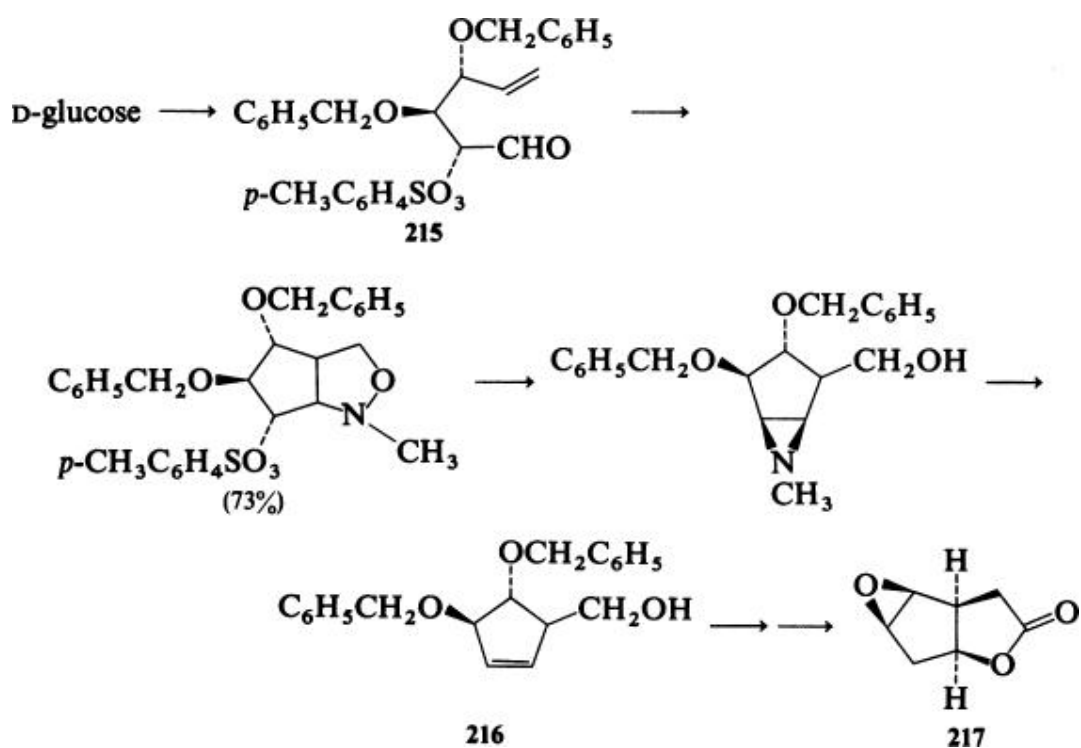
7.2.1.6. (+)-Adalone

The total synthesis of (+)-adalone is achieved by a sequence incorporating a key nitron–olefin cycloaddition of the intermediate **214**. (**154**) The tricyclic adduct is converted into the target (+)-adalone by hydrogenation over Raney nickel, followed by oxidation with pyridinium chlorochromate.

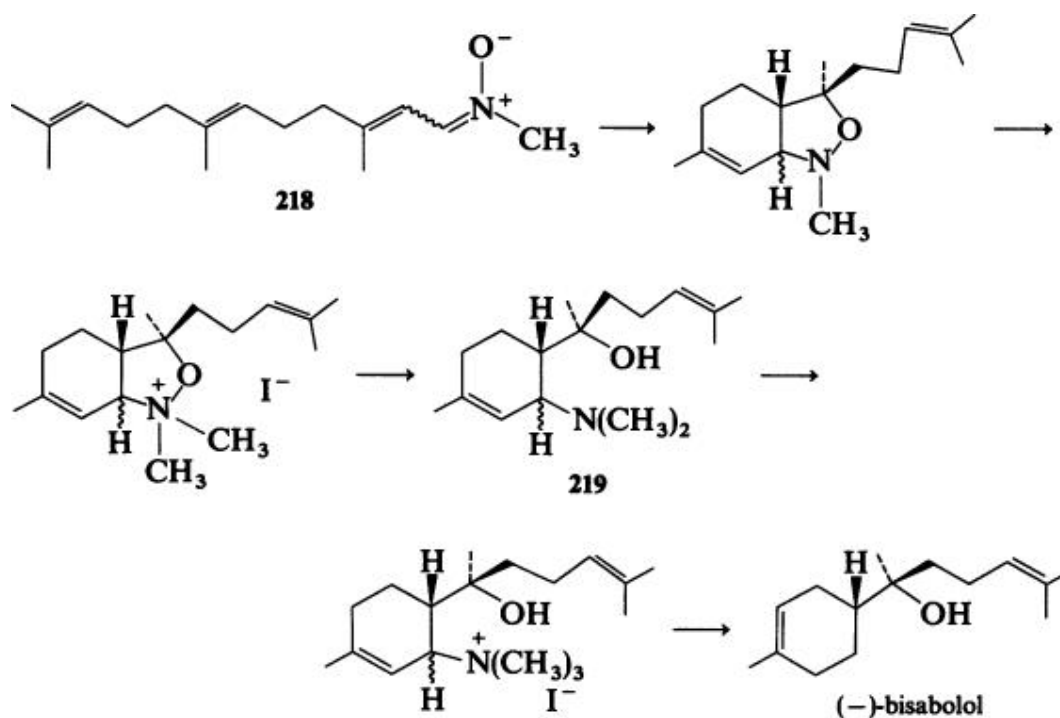


7.2.1.7. Nitrogen-Free Systems

The nitron–olefin reaction is used in a chiral preparation of the epoxylactone **217**, a prostanoid intermediate, from D-glucose. (**127**) Thus the aldehyde **215** is treated with *N*-methylhydroxylamine hydrochloride to yield the bicyclic isoxazolidine. Extrusion of the unwanted nitrogen is accomplished by reduction to give the aziridine, which is converted into the required hydroxy olefin **216** by oxidation. Transformation of **216** to the epoxide **217** over several steps yields optically pure material.



(–)-Bisabolol can be synthesized by thermolysis of the nitron **218** derived from farnesal. (155, 156) The product isoxazolidines are alkylated to the methiodides and reduced with lithium aluminum hydride to yield the *N,N*-dimethylamino alcohols **219**. Methylation on nitrogen and sodium–ammonia reduction of the resulting quaternary salts gives (–)-bisabolol, illustrating a more complex excision of nitrogen.

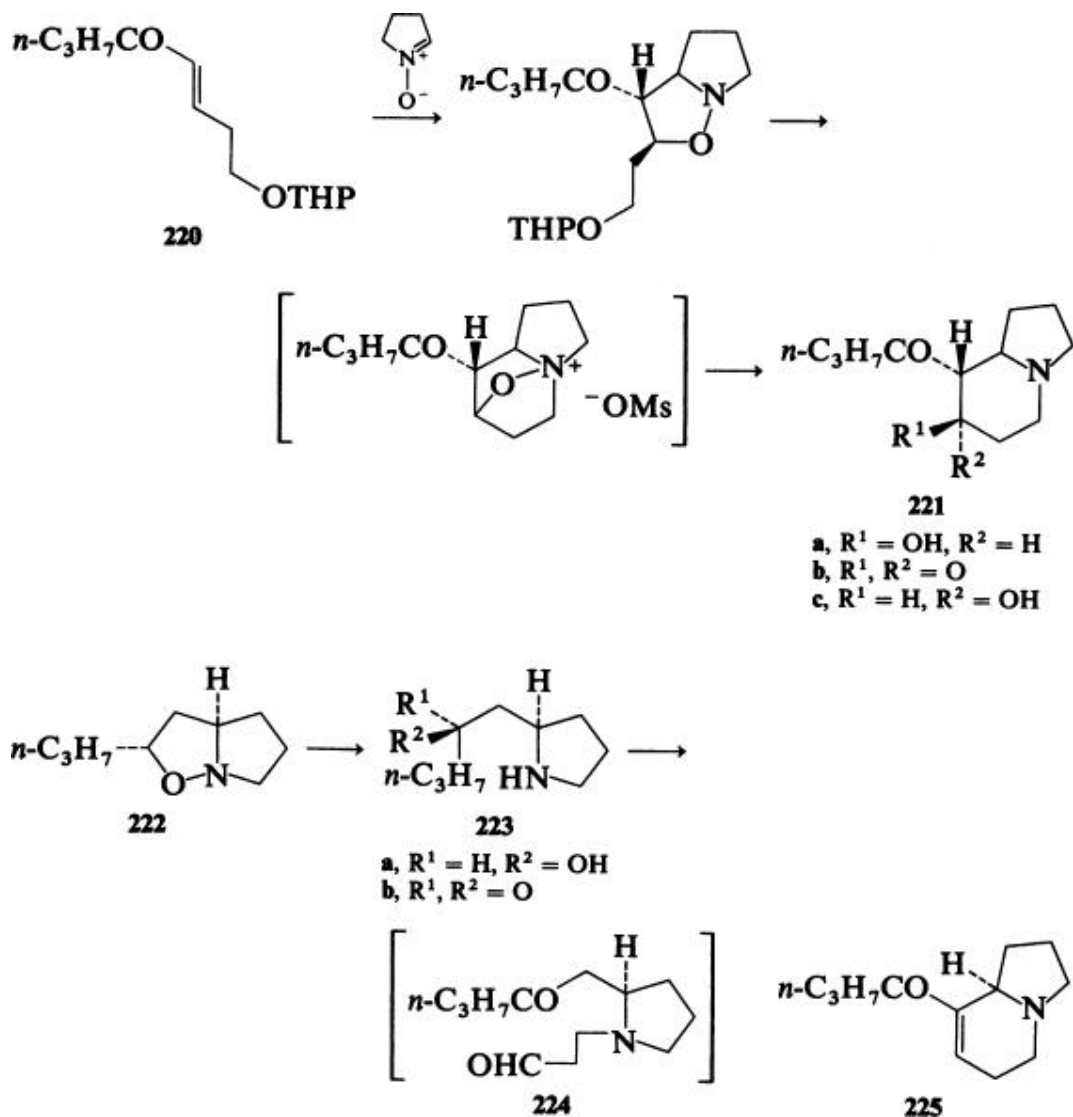


7.3. Intermolecular Cycloaddition Syntheses Based on 1-Pyrroline-1-oxide

7.3.1.1. *Elaeocarpus* Alkaloids

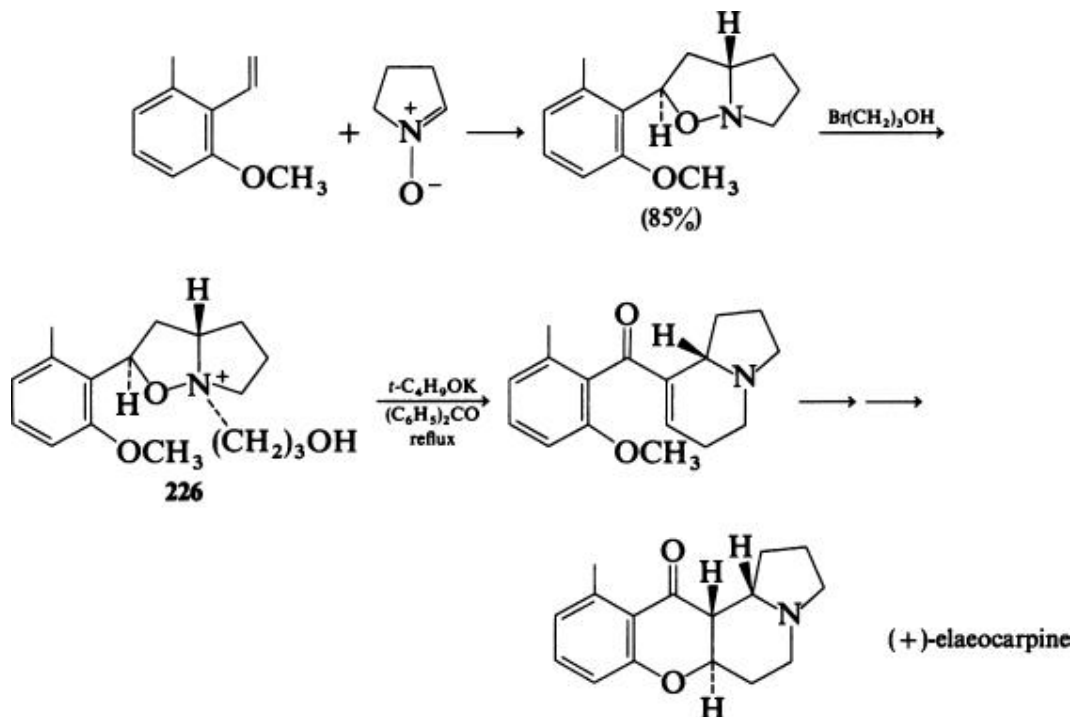
The elaeocarpus alkaloids constitute a diverse group of naturally occurring alkaloids derived from the plant family Elaeocarpaceae found primarily in New Guinea and India. The cycloaddition of 1-pyrroline-1-oxide to the *trans*-enone [220](#) gives the adduct as an inseparable mixture of C-3 epimers. ([157](#), [158](#)) Deprotection of the primary alcohol followed by mesylation yields the quaternary salt, which is reduced without isolation to afford the desired hydroxy ketone [221a](#). Oxidation to the known intermediate ketone [221b](#) completes a formal total synthesis of elaeokanine C ([221c](#)).

The synthesis of elaeokanine A relies on the highly regio- and stereoselective cycloaddition of 1-pyrroline-1-oxide to 1-pentene to afford the bicyclic isoxazolidine [222](#). ([159](#)) The amino alcohol [223a](#) is then prepared by catalytic hydrogenation and oxidized to the key amino ketone [223b](#). Treatment with 1 equivalent of acrolein followed by concentrated hydrochloric acid yields (+)-elaekanine C directly. If the acrolein adduct [224](#) is treated with base, (+)-elaekanine A ([225](#)) is produced instead.

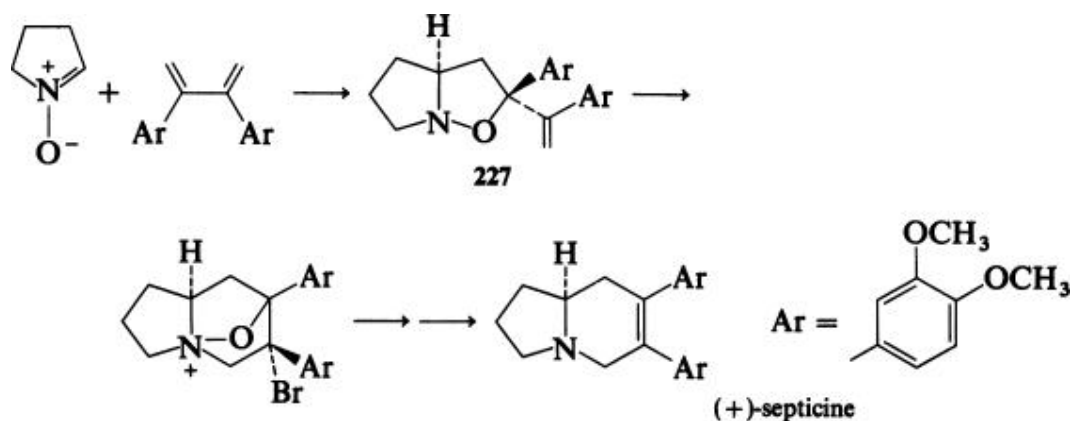


This approach can be extended ([160](#)) to the synthesis of aromatic elaeocarpus alkaloids by starting with 2-methoxy-6-methylstyrene. Reaction with 1-pyrroline-1-oxide affords the adduct highly selectively. Alkylation with 3-bromo-1-propanol yields the quaternary salt **226**, which undergoes a dramatic series of reactions when exposed to potassium *tert*-butoxide and benzophenone at reflux temperature. Under these conditions, **226** undergoes a base-induced isoxazolidine ring opening, followed by a modified Oppenauer oxidation of the primary alcohol and aldol closure to the desired enone. This sequence further exemplifies the ability of the isoxazolidine nucleus to be modified in a variety of useful ways. Conversion of the enone to (+)-elaecarpine involves demethylation and base-catalyzed cyclization.

The indolizidine alkaloid septicine is synthesized from the cycloadduct **227** arising from the reaction of 1-pyrroline-1-oxide with 2,3-di(3,4-dimethoxyphenyl)butadiene. (**161**) Elaboration to the target substance is achieved by

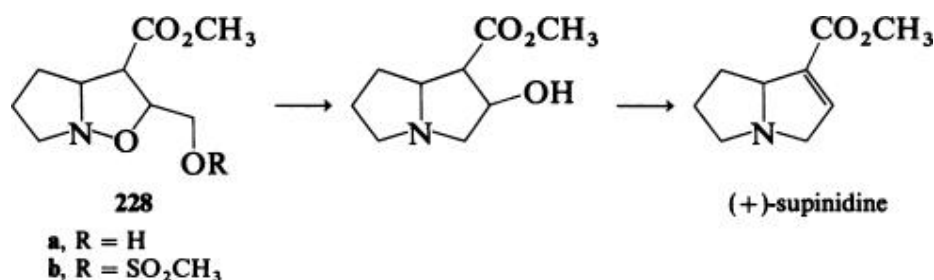


alkylative bromination of **227** to the quaternary salt, which is converted to (+)-septicine in three steps.

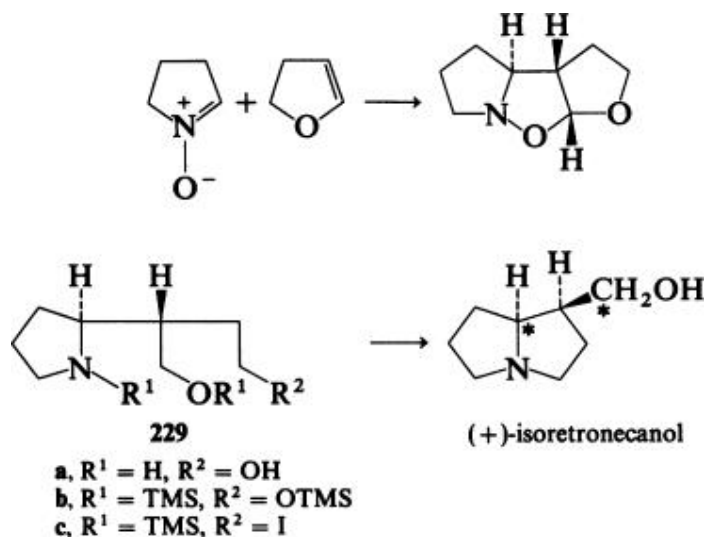


7.3.1.2. Pyrrolizidine Alkaloids

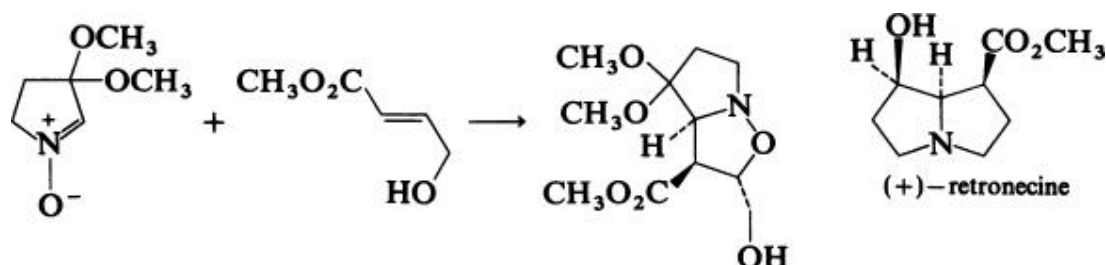
The reduced pyrrole nucleus imbedded in this alkaloidal class affords a straightforward application of 1-pyrroline-1-oxide–olefin cycloaddition chemistry. The synthesis of (+)-supinidine, the necine base obtained from supinine and its congeners, (162, 163) involves reaction of 1-pyrroline-1-oxide with methyl- γ -hydroxycrotonate to afford the desired regio adduct **228a**. Then, in a procedure that has wide applicability in pyrrolizidine synthesis, **228a** is converted to the mesylate **228b**, which is hydrogenolyzed over palladium on carbon. The transient 1,3-amino alcohol is not isolated since it undergoes facile *N*-alkylation to the hydroxy ester, which is dehydrated to (+)-supinidine.



The total synthesis of (+)-isoretronecanol is achieved starting from the *exo*-cycloaddition product of 1-pyrroline-1-oxide and 2,3-dihydrofuran. (102, 155) Reduction with lithium aluminum hydride yields the amine diol **229a**, which is silylated by *N*-(trimethylsilyl)diethylamine at 145° to afford the persilylated derivative **229b**. Conversion to the iodide **229c** occurs selectively with trimethylsilyl iodide. Finally, treatment with fluoride ion yields (+)-isoretronecanol by intramolecular alkylation of the desilylated intermediate. The 1,3-amino alcohol of the target compound is starred.



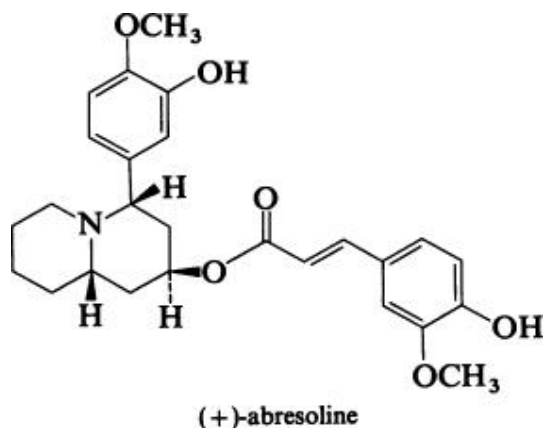
Finally, a modification of an earlier synthesis of (+)-supinidine utilizing 4,4-dimethoxy-1-pyrroline-1-oxide is reported. The approach also affords a preparation of (+)-retronecine. (164)



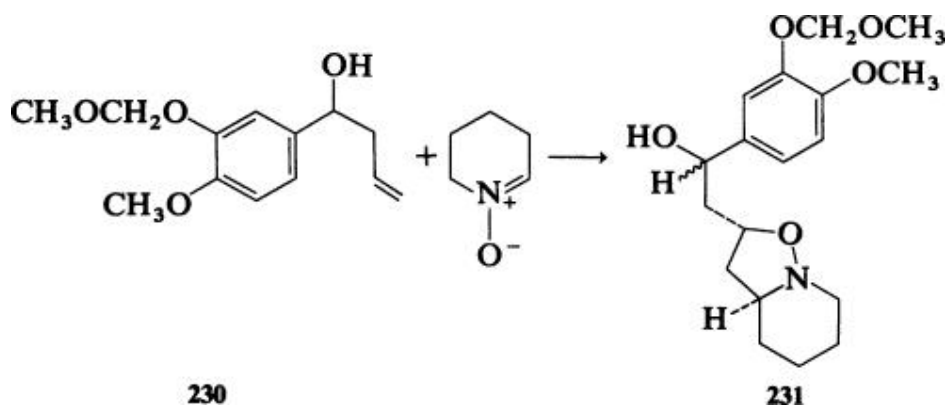
7.4. Syntheses Based on 2,3,4,5-Tetrahydropyridine-1-oxide (THPO)

7.4.1.1. Quinolizidine Alkaloids

A nitron–olefin cycloaddition approach to the quinolizidine alkaloids is used to prepare (+)-abresoline. (165, 166)

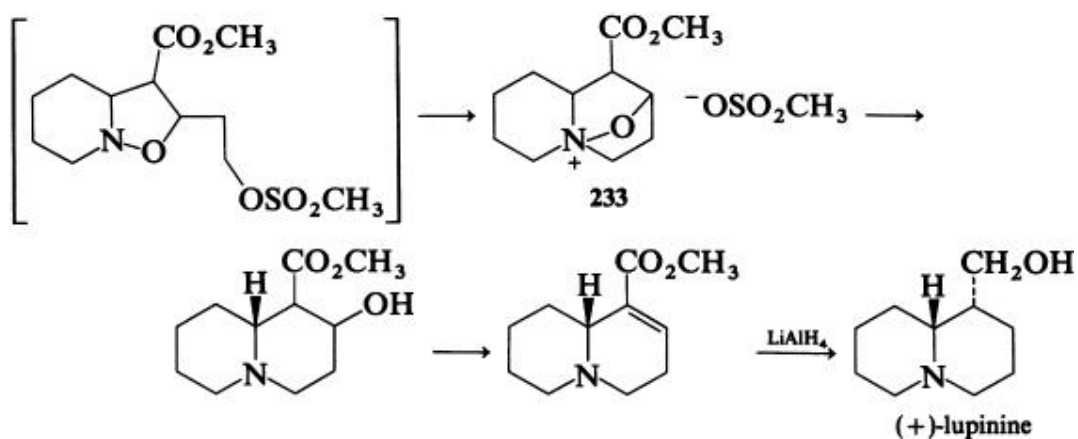
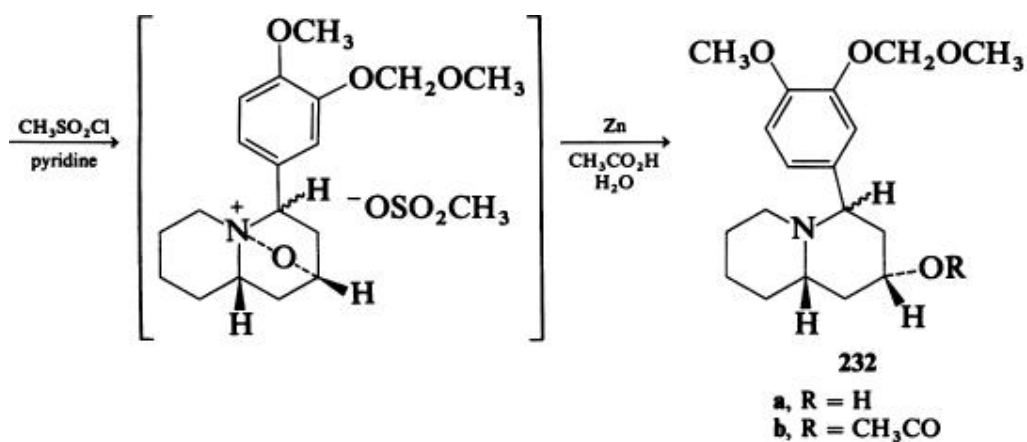


Reaction of the homoallylic alcohol **230** with THPO affords the desired cycloadduct **231** as a mixture of stereoisomers at the benzylic carbon atom.

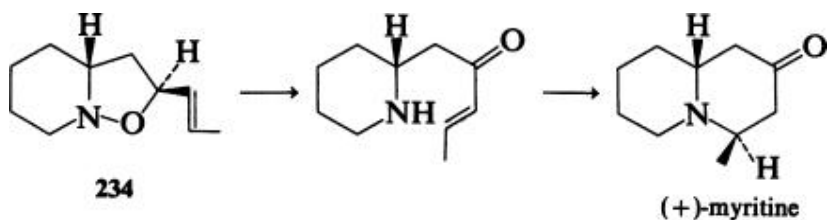


Treatment of alcohol **231** with methanesulfonyl chloride in pyridine followed by reduction with zinc in 50% aqueous acetic acid yields the alcohol **232a** via the intermediacy of the quarternary cation. Conversion of **232a** to (+)-abresoline involves separation of the derived acetates **232b**, basic hydrolysis, attachment of the requisite side chain with inversion, and deprotection.

The methodology evolved for synthesis of the pyrrolizidines provides a total synthesis of (+)-lupinine that relies on elaboration of the mesylate salt **233** obtained from the [3 + 2] cycloaddition of THPO to methyl (*E*)-5-mesyloxy-2-pentenoate. (**21**) The initial cycloadduct cannot be isolated since it undergoes a spontaneous intramolecular cyclization to **233**. Reduction of the labile N — O bond yields the desired hydroxy ester, which is readily transformed into (+)-lupinine by dehydration to the unsaturated ester followed by reduction with lithium aluminum hydride.

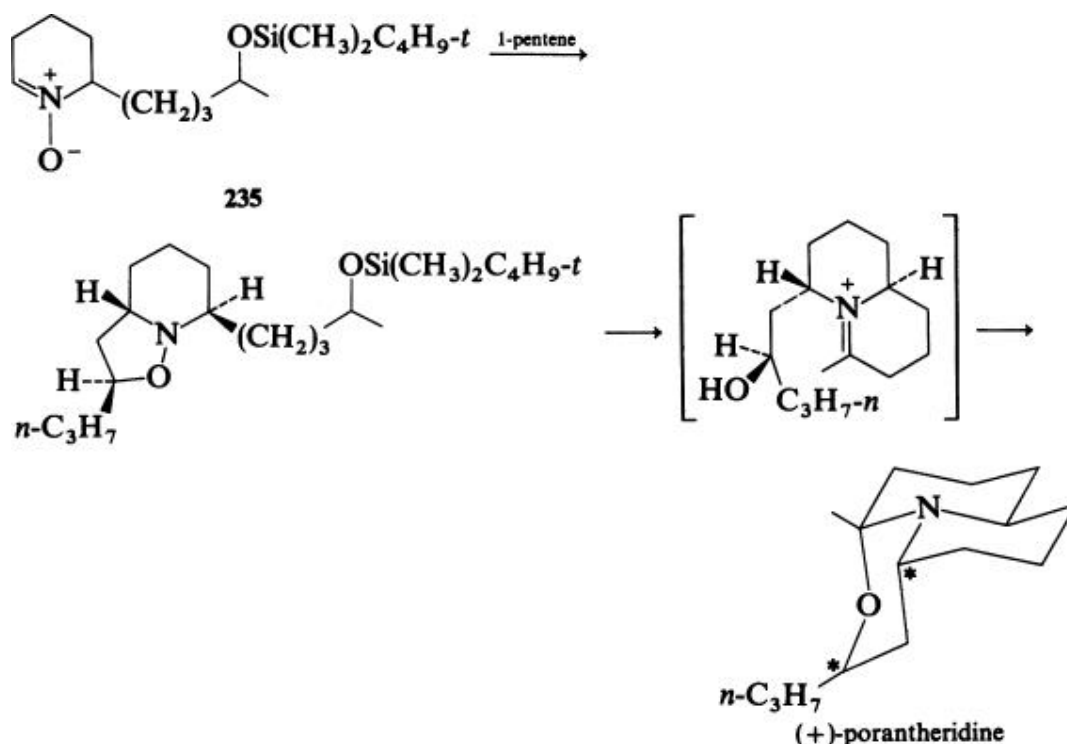


Related chemistry conducted on the adduct **234** of THPO and *trans*-piperylene yields the quinolizidine base (+)-myritine. (167) The reaction sequence of N — O bond cleavage, oxidation, and Michael addition of the derived amino enone affords the target substance. The marked efficiency of this synthesis stems from the high chemo- and regioselective controls in the key cycloaddition step that constructs adduct **234**.

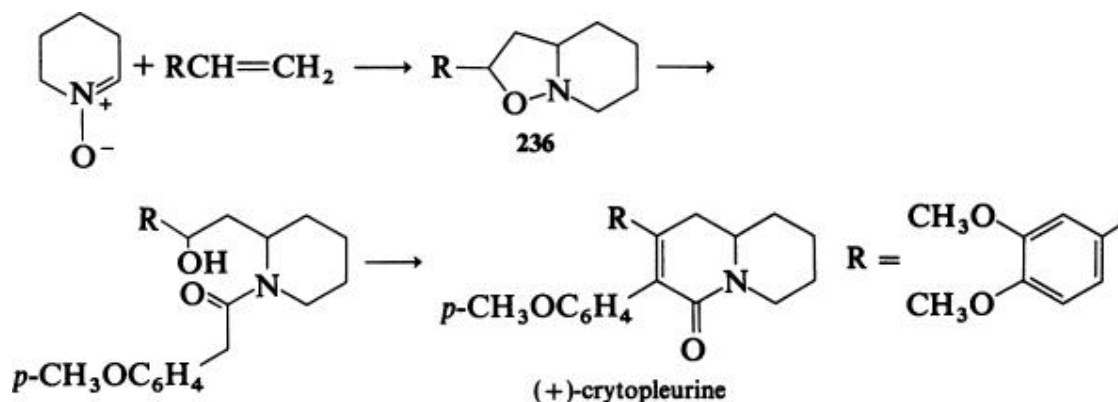


7.4.1.2. Miscellaneous Alkaloids

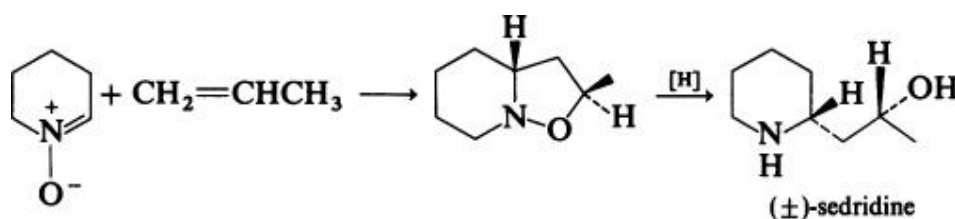
The synthesis of (+)-porantheridine (**80**) involves the cycloaddition of the substituted nitron **235** and 1-pentene to yield the key intermediate bicyclic isoxazolidine. This compound is transformed into the transient iminium alcohol by sequential hydrogenation, acid hydrolysis, oxidation, and basic hydrolysis and then cyclization to afford the target alkaloid, shown with its embedded 1,3-amino alcohol starred.



The anticancer alkaloid (+)-cryptopleurine, a member of a rare class of naturally occurring substances containing a phenanthro[9,10-*b*]quinolizidine nucleus, is prepared by cycloaddition of THPO to 3,4-dimethoxystyrene to afford the bicyclic compound **236**. (71) Reduction of the N — O bond and *N*-acylation to the amido alcohol sets the stage for conversion to (+)-cryptopleurine by oxidation followed by a dehydrative aldol procedure.

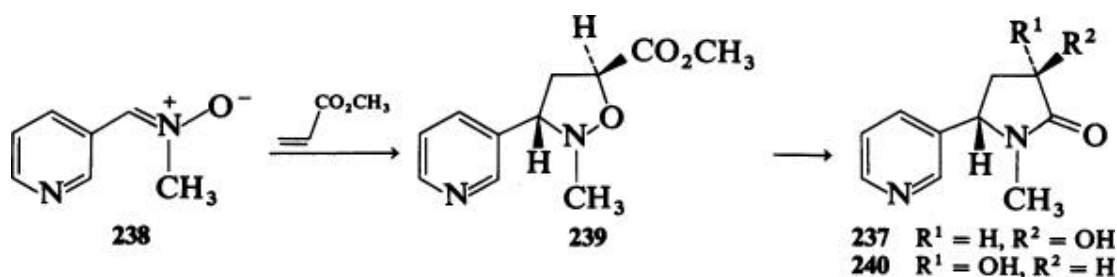


A simple example of the utility of the nitron-olefin reaction is afforded by the synthesis of (±)-sedridine, (168) which takes advantage of the regio- and stereospecificity of the reaction of THPO and propene. Reduction of the adduct leads exclusively to (±)-sedridine.



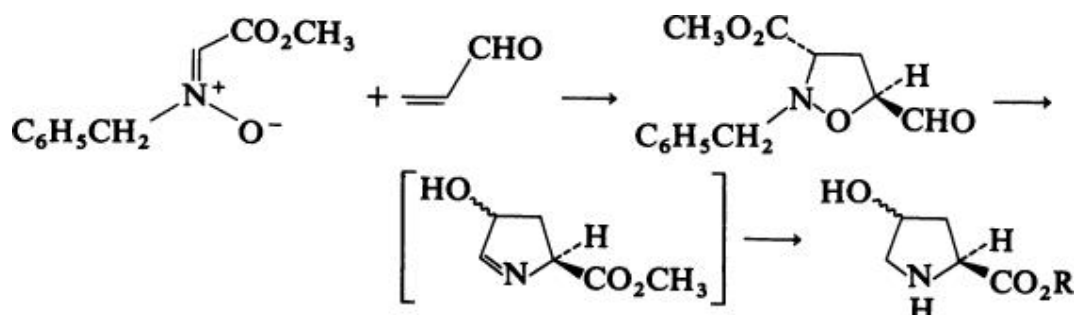
7.5. Miscellaneous Intermolecular Syntheses

The structure of hydroxycotinine, the mammalian metabolite of nicotine isolated from the urine of smokers, has been established as *trans*-1-methyl-3-(*R*)-hydroxy-5-(*S*)-(3-pyridyl)-2-pyrrolidinone (237) by the following synthesis. (169) The pyridyl nitron 238 reacts with methyl acrylate to afford predominantly the desired isoxazolidine 239. Conversion to both the natural product 237 and its 3-hydroxy epimer 240 confirms the structural assignment.



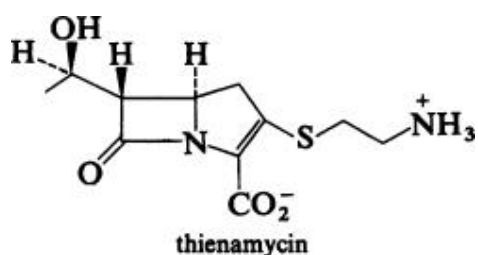
7.5.1.1. Amino Acids

A short synthesis of 4-hydroxyprolines involves the cycloaddition of *N*-benzyl- α -methoxycarbonylmethanimine-*N*-oxide to acrolein. (170) The cycloadduct is hydrogenolyzed to yield a mixture of epimeric 4-hydroxyproline methyl esters via the intermediate imine. The mixture is hydrolyzed to the parent amino acids.

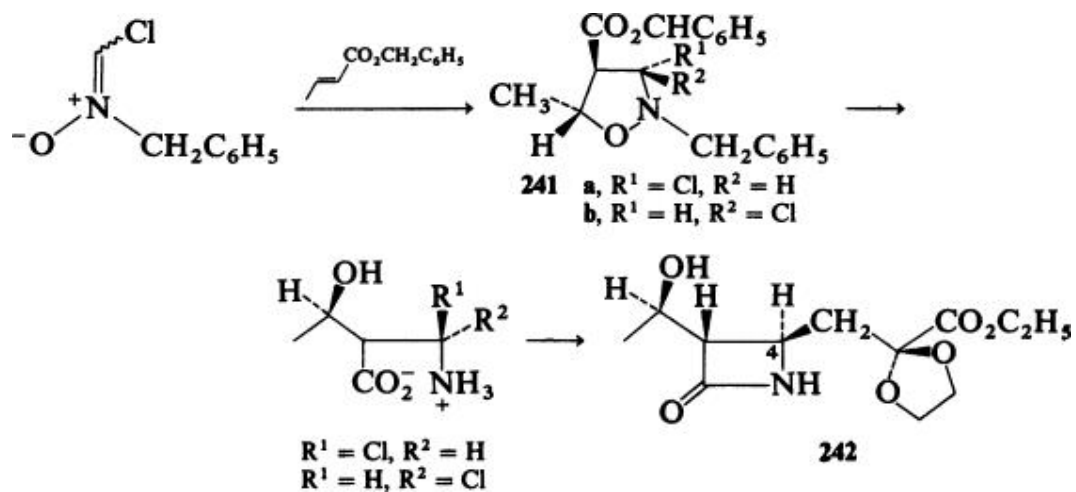


7.5.1.2. β -Lactams

A three-step procedure for the synthesis of *trans*-3,4-disubstituted azetidin-2-ones is used for the preparation of intermediates to thienamycin, an exceptionally potent β -lactam antibiotic. (171)



Thus *C*-chloro-*N*-benzyl nitron undergoes cycloaddition with benzyl crotonate to afford the required isoxazolidines **241a** and **241b** in a ratio of 1:5. Hydrogenolysis leads to the amino acids, which are cyclized with dicyclohexylcarbodiimide in acetonitrile to the desired azetidinone **242** and its C-4 epimer in overall yields of 30 and 5%, respectively. Similar thienamycin intermediates can be synthesized by nitron-olefin methodology. (172)



In conclusion, this survey of applications of the nitrone-olefin [3 + 2] cycloaddition reaction to the synthesis of natural products chronicles the elegance and efficiency of the title reaction for the preparation of complex structures. It is expected that future workers in this field will further exemplify the utility of these cycloadditions and thereby continue to expand the scope of this truly powerful organic reaction.

8. Experimental Procedures

8.1.1.1. 2-Butyl-3-methyl-5-cyanoisoxazolidine (Reaction of a Nitron with an Electron-Deficient Monosubstituted Olefin) (173)

To 17.0 g of C-methyl-N-butyl nitron was added 30 mL of acrylonitrile. The mixture was heated at 60° for 10 hours; after cooling, the excess acrylonitrile was evaporated. The residue was distilled to afford the product as a colorless oil, bp 93°/1 mm, in 58% yield. Anal. Calcd. for C₉H₁₆N₂O : C, 64.28; H, 9.53; N, 16.66. Found: C, 63.94; H, 9.54; N, 16.48.

8.1.1.2. 5-Ethoxy-2-methyl-3-phenylisoxazolidine (Reaction of a Nitron with an Electron-Rich Monosubstituted Olefin) (89)

C-Phenyl-N-methyl nitron (1.00 g, 7.4 mmol) was dissolved in an excess of freshly distilled ethyl vinyl ether (25.0 mL, 161 mmol), and the solution was sealed in a thick-walled glass reaction tube. The tube was heated at 80° for 72 hours and then cooled, and the excess ethyl vinyl ether was removed by evaporation under high vacuum. The residue was chromatographed (CH₂Cl₂) to remove unreacted nitron followed by bulb-to-bulb distillation at 145° (1 torr) to give a yellow oil (1.19 g, 78%). As evidenced by GLC (SE-30 column/140°) and NMR analysis, the reaction mixture contained a 50:50 mixture of *cis* and *trans* isomers (retention times 4.0 and 5.4 minutes, respectively). The isomers were separated by column chromatography (120 g; 10:1 hexane:ethyl acetate). The less polar isomer was the *cis* isomer, while the more polar compound was the *trans* isomer.

Cis isomer (oil): ¹H NMR (CDCl₃, 200 MHz) δ : 1.25 (t, *J* = 7 Hz, 3H), 2.32 (ddd, *J* = 3, 10, and 13 Hz, 1H), 2.55 (s, 3H), 2.86 (ddd, *J* = 6, 10, and 13 Hz, 1H), 3.34 (t, *J* = 10 Hz, 1H), 3.45 (dq, *J* = 7 and 14 Hz, 1H), 3.93 (dq, *J* = 7 and 14 Hz, 1H), 5.15 (dd, *J* = 3 and 6 Hz, 1H), 7.33 (m, 5H); IR (CCl₄) 3100–3000 (m), 3000–2800 (vs), 1455 (s), 1370 (s), and 1100 (vs) cm⁻¹; mass spectrum (EI), *m/z* (relative intensity) 207 (M⁺, 4), 161 (36), 118 (100), 77 (75). Anal. Calcd. for C₁₂H₁₇NO₂: C, 69.54; H, 8.27; N, 6.76. Found: C, 69.44; H, 8.10; N, 6.69.

Trans isomer (oil): ¹H NMR (CDCl₃, 200 MHz) δ : 1.23 (t, *J* = 7 Hz, 3H), 2.41 (ddd, *J* = 5, 9, and 13 Hz, 1H), 2.57 (dd, *J* = 6 and 13 Hz, 1H), 2.78 (s, 3H), 3.48 (dq, *J* = 7 and 10 Hz, 1H), 3.86 (dq, *J* = 7 and 10 Hz, 1H), 4.03 (dd, *J* = 6 and 9 Hz, 1H), 5.16 (d, *J* = 5 Hz, 1H), 7.30 (m, 5H); IR (CCl₄) 3100–3000 (m), 3000–2800 (vs), 1455 (s), 1370 (s), and 1100 (vs) cm⁻¹; mass spectrum (EI), *m/z* (relative intensity): 207 (M⁺, 9), 161 (100), 134 (63), 118 (53), 77 (48). Anal. Calcd. for C₁₂H₁₇NO₂: C, 69.54; H, 8.27; N, 6.76. Found: C, 69.37; H, 8.10; N, 6.77.

8.1.1.3. 2-Phenyl-3-*n*-propylisoxazolidine-4,5-*cis*-dicarboxylic Acid

N-Phenylimide (Reaction of a Nitron with a Cyclic Disubstituted Olefin) (174)

N-Phenylhydroxylamine (11 g, 0.10 mol) and *N*-phenylmaleimide (17.4 g, 0.10 mol) were suspended in 40 mL of ethanol contained in a 200-mL Erlenmeyer flask. To the mixture was added immediately 8.98 g (11.2 mL, 0.124 mol) of freshly distilled *n*-butyraldehyde. An exothermic reaction ensued, and the mixture spontaneously heated to the boiling point. A clear slightly yellow solution resulted, which, on cooling, deposited an almost colorless crystalline cake. The mixture was cooled and filtered to afford 26–27 g (92%) of pure product, mp 106–107°, after a single recrystallization from ethanol.

8.1.1.4. Ethyl 4-Cyano-2-phenyl-3,5-di(2-*pyridyl*)isoxazolidine-4-carboxylate (Reaction of a Nitron with an Acyclic Trisubstituted Olefin) (106)

Ethyl (2-*pyridyl*methylene)cyanoacetate (1.0 g, 5 mmol) and *N*-(2-*pyridyl*methylene)aniline-*N*-oxide (0.93 g, 5 mmol) were heated under reflux in dry benzene for 72 hours. The benzene was evaporated under reduced pressure, and the crystalline product was recrystallized from ethanol to afford the adduct as white needles (1.7 g, 91%), mp 124°. IR 2275, 1743, 1593, 1573, 1468, 1377, 1333, 860, 757, and 696 cm⁻¹; ¹H NMR δ : 1.35 (t, CO₂C₂H₅), 4.47 (q, CO₂C₂H₅), 5.78, (s, H3), 5.82 (s, H5), 6.9–8.0 (m, aryl), 8.54 (m, pyridyl); mass spectrum *m/z* (relative intensity) 401 (M⁺ + 1, 20), 181 (21), 158 (52), 157 (25), 130 (100), 129 (21), 94 (22), 91 (32), 79 (52), 78 (74), 77 (42), 52 (25), 51 (57), 31 (24). Anal. Calcd. for C₂₃H₂₀N₄O₃: C, 69.0; H, 5.0; N, 14.0. Found: C, 68.7; H, 5.2; N, 13.9.

8.1.1.5. 4-(9-Acridiny)-2,3-diphenyl-4-isoxazoline (100) (Reaction of a Nitron with an Acetylene) (114)

A solution of 1.0 g of 9-ethynylacridine and 1.09 g of *C,N*-diphenylnitron in 20 mL of ethanol containing 0.02 mL of concentrated HCl was stirred at 25° for 10 minutes. Filtration afforded a 59% yield of the cycloadduct as yellow crystals, mp 115–116° (ethanol). ¹H NMR (CS₂) δ : 5.83 (d, *J* = 2.0 Hz, 1H), 6.83 (d, *J* = 2.0 Hz, 1H), 7.0–8.1 (m, 18H); mass spectrum *m/z* 400 (M⁺). Anal. Calcd. for C₂₈H₂₀N₂O : C, 83.97; H, 5.03; N, 7.00%; Found: C, 83.77; H, 5.24; N, 6.71%

8.1.1.6. 13-Methyl-12-oxa-13-azatricyclo[8.3.0.0^{1,7}]tridecane (156, *m* = 2, *n* = 1) (*C*-Alkenylnitron Cycloaddition of a Keto Olefin and an *N*-Substituted Hydroxylamine) (137)

A solution of 2-(3-butenyl)cycloheptanone (520 mg, 3.13 mmol), *N*-methylhydroxylamine hydrochloride (449 mg, 3.74 mmol), and potassium hydroxide (238 mg, 4.24 mmol) in methanol (20 mL) was heated at reflux for 2 days, cooled, and diluted with diethyl ether. The precipitate was filtered, and the filtrate was concentrated. The residual oil was distilled with a Kugelrohr apparatus, affording the product (514 mg, 84%). ¹H NMR (CDCl₃) δ : 3.82 (t, *J* = 8.0 Hz, O-CH_AH_BCH_X, 1H), 3.23 (dd, *J* = 4.5 and 8.0 Hz, OCH_AH_BCH_X, 1H),

2.52 (s, CH₃N, 3H). An analytical sample was obtained by short-path distillation at 140°/17 torr. Anal. Calcd. for C₁₂H₂₁NO : C, 73.79; H, 10.83; N, 7.17. Found: C, 73.65; H, 10.92; N, 7.00.

8.1.1.7. 1,11 β -Dimethyl-2a β ,3,4,5,5a β ,8,9,10,11a α ,11b,11c β -dodecahydro-2H-isoxazolo[5,4,3-k,l]benzo[b]quinolizin-6-one
(Heteroatom-Linked C-Alkenylnitrone Cycloaddition of a Keto Olefin and an N-Substituted Hydroxylamine) (140)

A solution of 2-acetyl-1-(cyclohexenylcarbonyl)piperidine (24.3 g), N-methylhydroxylamine hydrochloride (17.2 g), diisopropylethylamine (36.0 mL), and ethanol (115 mL) was refluxed for 34 hours, evaporated, diluted with water (450 mL), and extracted (CHCl₃). Chromatography of the extract (Al₂O₃, elution with diethyl ether, or silica gel and elution with 1% CH₃OH – CHCl₃ followed by crystallization (diethyl ether) gave 13.94 g (51%) of product as colorless prisms, mp 109.5–111.5° (Et₂O–hexanes). IR 1640, 1460, and 1440 cm⁻¹; ¹H NMR δ : 4.54 (br d, *J* = 13 Hz, H_{8eq}) and 4.28 (br, H_{2a}, 2H), 3.32 (br dd, *J* = 10 and 2 Hz, H_{11a}), 2.84–2.25 and 2.64 (s, NCH₃, 7H), 2.08–1.06 and 1.24 (s, CCH₃, 14H). Anal. Calcd. for C₁₅H₂₄N₂O₂: C, 68.15; H, 9.15; N, 10.60. Found: C, 68.10; H, 9.43; N, 10.62.

8.1.1.8. 1,3,3a,11b-Tetrahydro-1-phenylphenanthro[9,10-c]isoxazole
(119)(C-Alkenylnitrone Cycloaddition of an Aldehyde Olefin and an N-Substituted Hydroxylamine) (121)

A solution containing 550 mg of N-phenylhydroxylamine and 1.04 g of 2 ϕ -vinyl-2-biphenylcarboxaldehyde in 5 mL of ethanol was allowed to stand at room temperature for 4 hours, at which time a pale-yellow oil had separated and solidified. Recrystallization (CHCl₃-hexane) afforded 998 mg (66%) of pure adduct, mp 147–149°. IR (KBr) 6.28, 6.77, 7.91, 8.26, 8.84, 9.26, 9.81, 10.25, 10.64, 11.13, 13.15, 13.61, and 14.34 μ m; UV, nm max (ϵ) (methanol) 266 (17,000) and 301 (1710); ¹H NMR (100 MHz, CDCl₃) δ : 6.12–6.61 (m, 2H), 5.50 (dd, *J* = 16.0 and 12.0 Hz, 1H), 4.86 (d, *J* = 6.0 Hz, 1H), 2.52–3.11 (m, 11H), and 2.13–2.36 (m, 2H); mass spectrum *m/z* 299 (M⁺), 269, 206, 205, 191, 179, 178 (base), 177, 176, and 93. Anal. Calcd. for C₂₁H₁₇NO : C, 84.24; H, 5.72; N, 4.68. Found: C, 84.24; H, 5.76; N, 4.68.

8.1.1.9. 2a β ,4a β ,5,6,7,8,8a β ,8b β -Octahydro-2-benzyl-2H,3H-thieno[3 ϕ ,4 ϕ ,5 ϕ :3,3a,4]-cyclohept[d]isoxazole
(185)(Heteroatom-Linked C-Alkenylnitrone Cycloaddition of an Aldehyde Olefin and an N-Substituted Hydroxylamine) (145)

A solution of 21.30 g (0.125 mol) of 2-[(1-cyclohepten-3-yl)thio]acetaldehyde in 150 mL of acetonitrile was treated with 15.3 g (0.125 mol) of N-benzylhydroxylamine and 1 mL of triethylamine. The reaction mixture was heated under reflux for 2 hours, cooled, and evaporated to dryness. The residue was triturated with benzene: ethyl acetate (98:2) to dissolve the product. An insoluble impurity was filtered, and the filtrate was concentrated

and chromatographed over silica, using the same solvent system for elution. The product was eluted after a less polar byproduct and yielded 22.80 g (0.083 mol, 66%) of a white solid, mp 56–57° (petroleum ether); IR (CHCl₃) 3010, 2920 (CH), 1605, 1500 (aryl), 1228 (C — O), and 700 cm⁻¹; ¹H NMR (CDCl₃) δ : 7.4–7.2 (m, 5H), 4.33 (septet, 1H, CHO), 4.1–3.3 (m, 5H), 2.91 (d, 2H, CH₂S), 2.7–1.1 (m, 8H); mass spectrum m/z 275 (M⁺), 288, 91 (base).

8.1.1.10. 12-*exo*-Phenyl-4-oxa-5-azatetracyclo[5.3.1.1.^{2,5}0^{3,9}]dodecane (Table XX, p. 143)(*N*-Alkenylnitrone Cycloaddition of an *N*-Alkenylhydroxylamine and an Aldehyde) (131)

A mixture of *N*-(*endo*-bicyclo[3.2.1]oct-6-en-3-ylmethyl)hydroxylamine (153 mg, 1 mmol), benzaldehyde (153 mg, 1.44 mmol), and 4Å molecular sieves (0.6 g) in xylene (3 mL) was heated under argon at reflux for 11 hours. The solvent was removed under vacuum, and the residue was chromatographed on a silica gel column (diethyl ether–hexane) to afford the cycloadduct as 229 mg (95%) of colorless crystals, mp 85–86° (methylene chloride–hexane). IR (KBr) 3050, 1600, 1500, 1450, 1350, 1310, 1250, 1050, 1010, 960, 920, 780, 740, and 690 cm⁻¹; ¹H NMR (CDCl₃) δ : 7.6–7.1 (m, 5H), 4.90 (dd; *J* = 9.6, 1 Hz), 4.20 (s, 1H), 3.6–2.6 (m, 3H), 2.6–1.4 (m, 9H); mass spectrum m/z 242 (25), 241 (75) (M⁺), 213 (27), 212 (71), 170 (33), 118 (46), 117 (41), 104 (37), 91 (100).

9. Tabular Survey

The contents of the tables were derived by searching *Chemical Abstracts*. An extensive computer search from 1967 to May 1985 was performed on the CAS Registry File, using the isoxazolidine substructure. The previous literature was searched by hand.

The tabular organization of the intermolecular nitron–olefin cycloaddition is first divided into acyclic and cyclic nitrones. In the former, the class is further broken down into aldehyde-derived and ketone-derived nitrones. Since the reactions of aldehyde-derived acyclic nitrones are so extensive, additional organization is based on the degree and nature of the substituents on the olefin partner of acyclic olefins. In addition, a separate table is used for nitron–acetylenes.

For aldehyde-derived nitrones and cyclic olefins, the tables were divided into exo- and endocyclic olefins, as well as by the numbers of rings and the nature of the ring junction (bridged or fused). The addition of specialized tables in this context, such as aldehyde-derived nitrones and endocyclic olefins, is incorporated.

The cyclic nitrones are divided into exo- and endocyclic classes and further separated depending on whether they reacted with a cyclic or acyclic olefin. Finally, a miscellaneous table of reactions is used to describe certain examples that do not fit rationally into the existing tables.

The individual entries are ordered based on increasing carbon number of the C-nitron substituent. In cases of equal carbon number, the order is by increasing hydrogen number. For examples of identical nitrones, the total carbon number of the olefin partner is used as the basis for the ordering. In the event of identical nitrones with olefins of equal carbon number, the number of hydrogens is employed to determine the sequence.

The intramolecular cycloaddition reactions are grouped into tables according to how the unsaturation is linked to the nitron. Entries with the chain containing the unsaturation attached to the nitron nitrogen are grouped in Table XX; accordingly, Table XXII lists those that are attached to the nitron carbon. Cyclic nitrones are organized separately in Table XXI since they could be considered in either of the two preceding tables. The entries in these tables are listed in order of increasing number of: (1) atoms between the participating unsaturation and carbonyl groups, (2) rings in the reactant, (3) carbons and heteroatoms in the rings, and (4) unsaturations in the rings.

In the yield column, numbers in parentheses represent isolated yield, whereas numbers separated by a colon are ratios. A dash in the tables indicates that the data were not provided.

The following abbreviations are used in the tables:

Ac	acetyl
BDMS	<i>tert</i> -butyldimethylsilyl
CBz	carbobenzyloxy
DMF	<i>N,N</i> -dimethylformamide
DMSO	dimethyl sulfoxide
Ether	diethyl ether
MEM	methoxyethoxymethyl
THP	tetrahydropyranyl
TMS	trimethylsilyl

Table I. Aldehyde-Derived Nitrones and Monosubstituted Olefins

[View PDF](#)

Table II. Aldehyde-Derived Nitrones and 1,1-Disubstituted Olefins

[View PDF](#)

Table III. Aldehyde-Derived Nitrones and 1,2-Disubstituted *cis*-Olefins

[View PDF](#)

Table IV. Aldehyde-Derived Nitrones and 1,2-Disubstituted *trans*-Olefins

[View PDF](#)

Table V. Aldehyde-Derived Nitrones and Trisubstituted Olefins

[View PDF](#)

Table VI. Aldehyde-Derived Nitrones and Acetylenes

[View PDF](#)

Table VII. Aldehyde-Derived Nitrones and Endocyclic Enamines

[View PDF](#)

Table VIII. Aldehyde-Derived Nitrones and Monocyclic Endocyclic Olefins

[View PDF](#)

Table IX. Aldehyde-Derived Nitrones and *N*-Phenylmaleimides

[View PDF](#)

Table X. Aldehyde-Derived Nitrones and Benzofused Bi- and Tricyclic Olefins

[View PDF](#)

Table XI. Aldehyde-Derived Nitrones and Bridged Bi- and Tricyclic Olefins

[View PDF](#)

Table XII. Aldehyde-Derived Nitrones and Exocyclic Olefins

[View PDF](#)

Table XIII. Aldehyde-Derived Nitrones and Endocyclic Olefins

[View PDF](#)

Table XIV. Ketone-Derived Acyclic Nitrones and Acetylenes or Olefins

[View PDF](#)

Table XV. Endocyclic Nitrones and Acyclic Olefins

[View PDF](#)

Table XVI. Endocyclic Nitrones and Endocyclic Olefins

[View PDF](#)

Table XVII. Exocyclic Nitrones and Dipolarophiles

[View PDF](#)

Table XVIII. Endocyclic Nitrones and Acetylenes

[View PDF](#)

Table XIX. Miscellaneous Reactions of Nitrones and Dipolarophiles

[View PDF](#)

Table XX. Intramolecular Cycloadditions of *N*-Alkenyl Substrates

[View PDF](#)

Table XXI. Intramolecular Cycloadditions of Cyclic Nitrones

[View PDF](#)

Table XXII. Intramolecular Cycloadditions of C-Alkenyl Substrates

[View PDF](#)

TABLE I. ALDEHYDE-DERIVED NITRONES AND MONOSUBSTITUTED OLEFINS

<div style="display: flex; align-items: center; justify-content: center;"> <div style="margin-right: 10px;">A.</div> <div style="text-align: center;"> $\text{R}^1\text{-CH=}\overset{\text{O}^-}{\underset{\text{R}^2}{\text{N}}}^+ + \text{CH}_2=\text{CH-R}^3 \longrightarrow$ </div> <div style="display: flex; gap: 10px;"> <div style="text-align: center;"> A </div> <div style="text-align: center;"> B </div> <div style="text-align: center;"> C </div> <div style="text-align: center;"> D </div> </div> </div>					
R ¹	R ²	R ³	Reaction Conditions	Product(s) and Yield(s) (%)	Ref.
H	CH ₃	CN	C ₂ H ₅ OH, 25°, 18 h	A (63)	73
"	"	CO ₂ CH ₃	C ₂ H ₅ OH, 25°, 18 h	A (85)	73
"	"	C ₆ H ₅	C ₂ H ₅ OH, 25°, 18 h	A (74)	73
"	"	1-Naphthyl	C ₂ H ₅ OH, 25°, 18 h	A (49)	73
"	<i>t</i> -C ₄ H ₉	NO ₂	25°	A (—)	48
"	"	CN	—	A (—)	68
"	"	CO ₂ CH ₃	—	A (—)	68
"	"	C ₆ H ₅ SO ₂	—	A:C = 70:30	68
"	"	C ₆ H ₅ SO ₂	CHCl ₃ , 25°	A:C = 70:30	48
"		CO ₂ C ₂ H ₅	Neat, reflux, 1.5 d	A (84)	175
"	"	<i>n</i> -C ₄ H ₉	Neat, reflux, 1.5 d	A (78)	175
"	"	C ₆ H ₅	Neat, reflux, 1.5 d	A (89)	175
"	"	CBzNHCHCO ₂ CH ₃	Neat, reflux, 1.5 d	A (90)	175
"		C ₆ H ₅	—	A (—)	176
"		"	—	A (—)	176
"	C ₆ H ₅ CHCH ₃	CH ₂ OH	C ₆ H ₆ , reflux, 1.5 d	A (86) ^a	177
"		<i>n</i> -C ₆ H ₁₃	Neat, 85°, 45 min	A, B (82) ^a	178
"		C ₆ H ₅	C ₆ H ₆ , 25°, 2 h	A (95)	176
"	<i>t</i> -C ₄ H ₉ C(CH ₃) ₂	C ₆ H ₅	—	A (—)	176
"	(C ₆ H ₅) ₃ CO-	CO ₂ CH ₃	CHCl ₃ , 70°, 0.5 h	A, B (58, 34) ^a	176
CONH ₂	C ₆ H ₅	CH ₂ Cl	—	A, B (35)	179
"	"	CH ₂ Br	—	A, B (59)	179
"	"	CO ₂ CH ₃	—	A, B (67)	179
"	"	CH ₂ CN	—	A, B (78)	179
"	"	C ₆ H ₅	—	A, B (68)	179

TABLE I. ALDEHYDE-DERIVED NITRONES AND MONOSUBSTITUTED OLEFINS (Continued)

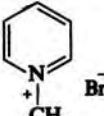
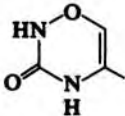

R ¹	R ²	R ³	Reaction Conditions	Product(s) and Yield(s) (%)	Ref.
CONH ₂	C ₆ H ₅		—	A, B (26)	179
CH ₃	C ₂ H ₅	C ₂ H ₅ O	Neat, 120°, 96 h	A, B (42)	88
"	<i>n</i> -C ₄ H ₉	CN	—	A, B (58)	173
"	"	CO ₂ CH ₃	—	A, B (64)	173
"	C ₆ H ₅	C ₆ H ₅	C ₂ H ₅ OH, 60°, 45 h	A, B (66)	77
CO ₂ CH ₃	CH ₃	CHO	C ₆ H ₆ , 25°, 24 h	A, B (—)	170
"	C ₆ H ₅ CH ₂	"	C ₆ H ₆ , 25°, 24 h	A, B (61, 39)	170
"	C ₆ H ₅ CHCH ₃	C ₆ H ₅	C ₆ H ₆ , 25°, 1 h	A, B (95)	180
"	(C ₆ H ₅) ₂ CH	CHO	C ₆ H ₆ , 25°, 24 h	A, B (81, 19)	170
Si(CH ₃) ₂ OTMS	C ₆ H ₅	CN	Neat, 25°, 3 weeks	A, B (—)	181
	"	CONH ₂	—	A, B (—)	182
"	"	CH ₂ OH	DMF, 85°, 12 h	A, B (100)	182
"	"	CO ₂ CH ₃	—	A, B (—)	182
	CH ₃	CN	CHCl ₃ , 63°	A + B: C + D = 2:1	70
"	"	CO ₂ CH ₃	CHCl ₃ , 63°	A + B: C + D = 4:1	70
"	"	C ₆ H ₅	CHCl ₃ , 63°	A, B (—)	70
"	"	C ₆ H ₅ SO ₂	CHCl ₃ , 63°	A + B: C + D = 1:1.6	70
CO ₂ C ₂ H ₅	"	C ₂ H ₅ O	Neat, 80°, 72 h	A (92)	89
"	"	TMS	C ₆ H ₆ , 25°, 24 h	A, B (85)	183
"	C ₆ H ₅ CH ₂	CO ₂ CH ₃	C ₆ H ₆ , 25°, 36 h	A, B (67, 17)	60
<i>n</i> -C ₃ H ₇	C ₂ H ₅	CN	—	A, B (48)	173
"	(CH ₂) ₂ OH	CO ₂ CH ₃	—	A, B (45)	173
"	<i>n</i> -C ₃ H ₇	CN	—	A, B (56)	173
"	"	C ₆ H ₅	—	A, B (46)	173
"	C ₆ H ₅	CO ₂ C ₂ H ₅	C ₂ H ₅ OH, 85°, 60 h	A, B (96)	77
"	"	C ₆ H ₅	C ₂ H ₅ OH, 65°, 43 h	A, B (99)	77
"	C ₆ H ₁₁	CO ₂ CH ₃	Neat, 85°, 24 h	A, B (85)	77
"	"	C ₆ H ₅	Neat, 98°, 22 h	A, B (98)	77
<i>i</i> -C ₃ H ₇	<i>i</i> -C ₃ H ₇ CHCN	CN	" " 20 h	A, B (91)	78
"	"	CH ₂ Cl	" " 18 h	A, B (93)	78
"	"	CONH ₂	" " 20 h	A, B (92)	78
"	"	CO ₂ CH ₃	" " 7 h	A, B (93)	78
"	"	CO ₂ C ₂ H ₅	" " —	A, B (97)	78
"	"	<i>n</i> -C ₄ H ₉	" " 65 h	A, B (64)	78
"	"	<i>n</i> -C ₄ H ₉ O	" " 25 h	A, B (97)	78
"	"	4-ClC ₆ H ₄	" " 200 h	A, B (—)	78
"	"	C ₆ H ₅	" " 11 h	A, B (80)	78
"	"	C ₆ H ₅ CH ₂	" " 54 h	A, B (—)	78
"	"	C ₆ H ₅ CH ₂	" " 54 h	A, B (—)	78
2-Nitro-5-furyl	CH ₃	4-Pyridyl	C ₂ H ₅ OH, reflux, 30 h	A, B (26)	74
"	"	2-Propenyl	C ₂ H ₅ OH, reflux, 24 h	A, B (31)	74
"	C ₆ H ₅	C ₆ H ₅	C ₂ H ₅ OH, reflux, 5 h	A, B (41)	74
"	"	"	Toluene, reflux, 2 h	A, B (98)	74
"	"	4-Pyridyl	Toluene, reflux, 6 h	A, B (88)	74
"	"	CH ₂ OH	C ₂ H ₅ OH, reflux, 72 h	A, B (16)	74
"	"	"	Toluene, reflux, 3.5 h	A, B (95)	74
"	"	CH ₂ Br	Toluene, reflux, 2 h	A, B (66)	74
"	"	CONH ₂	Toluene, reflux, 4 h	A, B (77)	74
2-Furyl	CH ₃	TMS	C ₆ H ₆ , reflux, 24 h	A, B (89)	183
"	C ₆ H ₅	CN	—	A, B (65)	184
"	"	C ₆ H ₅	—	A, B (65)	184
"	"	C ₂ H ₅ O	—	A, B (—)	185

TABLE I. ALDEHYDE-DERIVED NITRONES AND MONOSUBSTITUTED OLEFINS (Continued)

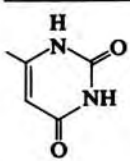
R ¹	R ²	R ³	Reaction Conditions	Product(s) and Yield(s) (%)	Ref.
	C ₆ H ₅	CO ₂ CH ₃	DMF, 85°, 5 h	A, B (100)	186
"	"	CH ₂ OH	DMF, 85°, 12 h	A, B (100)	186
"	"	CONH ₂	DMF, 85°, 7 h	A, B (100)	186
"	"	C ₆ H ₅	DMF, 85°, 9 h	A, B (100)	186
"	"	Pyridyl ^a	DMF, 85°, 8 h	A, B (100)	186
<i>t</i> -C ₄ H ₉	C ₆ H ₅ CHCH ₃	C ₆ H ₅	15 h	A, B (48, 42) ^a	180
2-FurylCH=CH	C ₆ H ₅	C ₆ H ₅	CH ₃ OH, reflux, 30 h	A, B (57)	187
2-Pyridyl	"	C ₂ H ₅ O	—	A, B (—)	185
3-Pyridyl	CH ₃	CO ₂ CH ₃	Neat, reflux, 2 h	A:B:(C + D) = 8:1:1	169
"	C ₆ H ₅	C ₂ H ₅ O	—	A, B (—)	185
4-Pyridyl	"	"	—	A, B (—)	185
CO ₂ C ₄ H ₉ - <i>n</i>	C ₆ H ₅ CHCH ₃	C ₆ H ₅	C ₆ H ₆ , reflux, 1 h	A, B (95) ^b	180
Si(CH ₃) ₂ OTMS	C ₆ H ₅	CN	Neat, 25°, 3 weeks	A, B (25)	181
4-ClC ₆ H ₄	CH ₃	C ₆ H ₅	Neat, 25°, 80 h	A, B (99)	77
3-O ₂ NC ₆ H ₄	C ₆ H ₅	<i>n</i> -C ₁₄ H ₂₉	—	A, B (67)	188
4-O ₂ NC ₆ H ₄	"	C ₂ H ₅ O	—	A, B (—)	185
"	"	C ₆ H ₅ SO ₂	C ₆ H ₆ , reflux, 30 h	C (75)	189
C ₆ H ₅	CH ₃	NO ₂	—	C:D = 1:2	86
"	"	"	60°	C, D (—)	48
"	"	CN	Neat, 95°, 16 h	A, B (91)	81
"	"	"	—	A:B = 77:23	86
"	"	CO ₂ CH ₃	—	A:B:C:D (4:77:15:4)	86
"	"	C ₂ H ₅ O	Neat, 80°, 72 h	A:B (39:39)	190
"	"	CO ₂ C ₂ H ₅	Neat, 110°, 21 h	A, B (99)	81
"	"	TMS	C ₆ H ₆ , reflux, 24 h	A, B (95)	183
"	"	<i>n</i> -C ₄ H ₉	—	A, B (—)	191
"	"	"	Neat, 70°, 48 h	A, B (83)	192
"	"	2-Pyridyl	Toluene, 110°	A, B (100)	192
"	"	C ₆ H ₅	Neat, 85°, 15.5 h	A, B (32, 63)	192
"	"	C ₆ H ₅ SO ₂	—	(A + B):(C + D) = 32:68	68
"	"	<i>p</i> -CH ₃ C ₆ H ₄ SO	C ₆ H ₆ , reflux, 20 h	C (49) ^c	193
"	"	<i>n</i> -C ₈ H ₁₇	—	A, B (—)	191
"	"	<i>n</i> -C ₁₀ H ₂₁	—	A, B (—)	191
"	"	<i>n</i> -C ₁₂ H ₂₅	—	A, B (—)	191
"	"	<i>n</i> -C ₁₄ H ₂₉	—	A, B (—)	191
"	<i>t</i> -C ₄ H ₉	NO ₂	—	C, D (50)	86
"	"	CN	—	A, B (—)	86
"	"	CO ₂ CH ₃	—	A (91)	86
"	"	CO ₂ [(—)-menthyl]	Neat, 80°, 1 h	A:B = 4:1	194
"	CH ₃ CHCO ₂ C ₂ H ₅	CO ₂ CH ₃	3 h	A, B (95)	180
"	C ₆ H ₅	CN	Neat, 20°, 48 h	A (100)	81
"	"	CN	—	(A + B):(C + D) = 91:9	79
"	"	CHO	—	(A + B):(C + D) = 82:18	79
"	"	CH ₃	—	(A + B):(C + D) = 92:2	79
"	"	"	—	(A + B):(C + D) = 83:17	79
"	"	CO ₂ CH ₃	Toluene, 110°	A, B, C (97)	82, 107
"	"	"	Neat, 20°, 8 h	A (100)	81
"	"	CH ₃ CO ₂	80°, 72 h, (dark)	B (70)	89
"	"	C ₂ H ₅ O	—	A, B (—)	185
"	"	Imidazol-1-yl	C ₆ H ₆ , 130°, 48 h	A, B (62)	195
"	"	CO ₂ C ₂ H ₅	—	(A + B):(C + D) = 70:30	79
"	"	"	Toluene, 4 h	A, B (100)	81
"	"	C ₆ H ₅	—	B (100)	79
"	"	"	Neat, 60°, 40 h	A:B = 1:9 (95)	77
"	"	"	C ₆ H ₆ , 60°, 40 h	A, B (82)	195
"	"	C ₆ H ₅ SO ₂	C ₆ H ₆ , reflux, 24 h	C (80)	189
"	"	<i>p</i> -CH ₃ C ₆ H ₄ SO	C ₆ H ₆ , reflux, 20 h	C (57) ^d	193
"	"	"	—	A (low)	196
"	"	C ₂ H ₅ O ₂ C(CH ₂) ₈	—	A, B (30)	188

TABLE I. ALDEHYDE-DERIVED NITRONES AND MONOSUBSTITUTED OLEFINS (Continued)

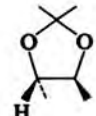
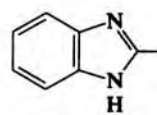
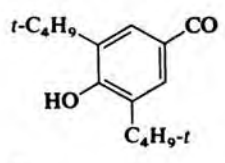
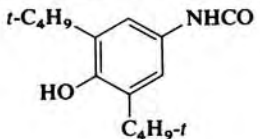
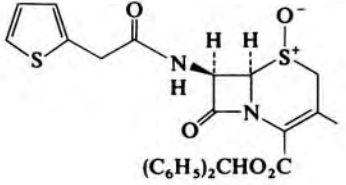
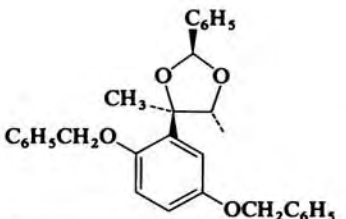
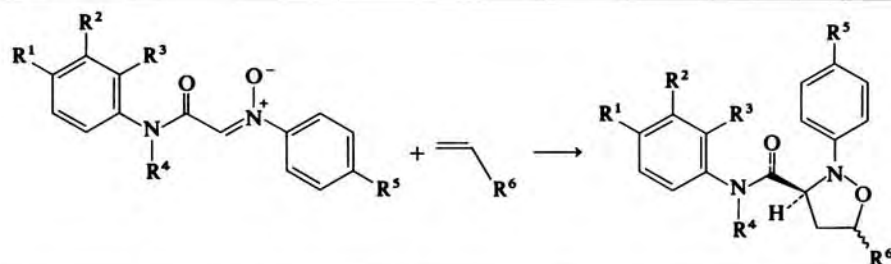
R ¹	R ²	R ³	Reaction Conditions	Product(s) and Yield(s) (%)	Ref.
C ₆ H ₅	CH ₃	9-Acridinyl	Xylene, reflux, 1.5 h	A, B (11)	114
"	"	<i>n</i> -C ₁₄ H ₂₉	Xylene, reflux, 24 h	A, B (67)	188
"	<i>p</i> -CH ₃ C ₆ H ₄	CO ₂ [(−)-menthyl]	Neat, 80°, 1 h	A, B (—)	194
"	C ₆ H ₅ CH ₂	CO ₂ [(−)-menthyl]	Neat, 80°, 1 h	A, B (—)	194
"	C ₆ H ₅ CHCH ₃	CO ₂ CH ₃	C ₆ H ₆ , 4 h	A, B (29, 40) ^b	180
"	"	C ₆ H ₅	C ₆ H ₆ , 85°, 15 h	A, B (11, 78) ^b	197
2-HOC ₆ H ₄	C ₆ H ₅	CH ₃ O ₂ C(CH ₂) ₈	Xylene, reflux, 12–24 h	A, B (50)	188
3-HOC ₆ H ₄	"	"	Xylene, reflux, 12–24 h	A, B (50)	188
3-HOC ₆ H ₄	"	<i>n</i> -C ₁₄ H ₂₉	Xylene, reflux, 12–24 h	A, B (18)	188
4-HOC ₆ H ₄	"	CH ₃ O ₂ C(CH ₂) ₈	Xylene, reflux, 12–24 h	A, B (50)	188
	CH ₃	TMS	C ₆ H ₆ , reflux, 24 h	A, B (90)	198
"	C ₆ H ₅ CH ₂	CH ₃ CO ₂	Neat, reflux, 36 h, dark	A, B (14, 56)	199
"	"	OC ₂ H ₅	Neat, 35°, 72 h	A (93)	199a
"	"	"	Neat, reflux, 72 h	A (93)	199
<i>n</i> -C ₆ H ₁₃	CH ₃	TMS	Benzene, reflux, 24 h	A, B (78)	183
"	C ₆ H ₅	CH ₃ O ₂ C(CH ₂) ₈	Xylene, reflux, 12–24 h	A, B (60)	188
4-O ₂ NC ₆ H ₄	CH ₃	CN	CHCl ₃ –C ₆ H ₆ , 20°, 1 d	A, B (75)	72
"	C ₆ H ₅	CO ₂ CH ₃	CHCl ₃ –C ₆ H ₆ , 20°, 10 min	A, B (100)	72
"	"	<i>n</i> -C ₄ H ₉	CHCl ₃ –C ₆ H ₆ , 20°, 48 h	A, B (82)	72
"	"	C ₆ H ₅	CHCl ₃ –C ₆ H ₆ , 20°, 24 h	A, B (99)	72
C ₆ H ₅ CO	"	CN	CHCl ₃ –C ₆ H ₆ , 20°, 1 d	A, B (78)	72
"	"	CO ₂ H	CHCl ₃ –C ₆ H ₆ , 20°, 2 h	A, B (76)	72
"	"	CH ₃	CHCl ₃ –C ₆ H ₆ , 20°, 18 h	A, B (99)	72
"	"	CH ₂ OH	CHCl ₃ –C ₆ H ₆ , 20°, 24 h	A, B (84)	72
"	"	CH=CH ₂	CHCl ₃ –C ₆ H ₆ , 20°, 20 h	A, B (100)	72
"	"	CO ₂ CH ₃	CHCl ₃ –C ₆ H ₆ , 20°, 15 min	A, B (100)	72
"	"	<i>n</i> -C ₄ H ₉	CHCl ₃ –C ₆ H ₆ , 20°, 1 d	A, B (93)	72
"	"	C ₆ H ₅	CHCl ₃ –C ₆ H ₆ , 20°, 30 min	A, B (73)	72
"	"	2-Pyridyl	Ether, reflux, 6.5 h	A, B (83)	46
"	"	CH ₂ NHC ₆ H ₅	Ether, reflux, 14 h	A, B (89)	46
"	C ₆ H ₁₁	2-Pyridyl	Ether, reflux, 24 h	A, B (45)	46
	"	CO ₂ CH ₃	Dioxane, 90°, 27 h	A, B (50)	200
"	"	C ₆ H ₅	Dioxane, 90°, 27 h	A, B (40)	200
4-CH ₃ C ₆ H ₄	C ₆ H ₅	Imidazol-1-yl	C ₆ H ₆ , 130°, 48 h	A, B (58)	195
3-CH ₃ OC ₆ H ₄	"	<i>n</i> -C ₁₄ H ₂₉	Xylene, reflux, 12–24 h	A, B (22)	188
4-CH ₃ OC ₆ H ₄	"	Imidazol-1-yl	C ₆ H ₆ , 130°, 48 h	A, B (50)	195
"	"	C ₆ H ₅ SO ₂	C ₆ H ₆ , reflux, 24 h	C (95)	189
"	"	CO ₂ [(−)-menthyl]	Neat, 80°, 1 hr	A:B = 70:30	194
"	4-CH ₃ OC ₆ H ₄	9-Acridinyl	Xylene, reflux, 1.5 h	A, B (11)	114
	C ₆ H ₅	CN	—	A, B (61)	190
"	"	C ₆ H ₅	—	A, B (76)	190

TABLE I. ALDEHYDE-DERIVED NITRONES AND MONOSUBSTITUTED OLEFINS (Continued)

R ¹	R ²	R ³	Reaction Conditions	Product(s) and Yield(s) (%)	Ref.
	C ₆ H ₅	CN	—	A, B (75)	190
"	"	C ₆ H ₅	—	A, B (65)	190
"	"	CN	—	A, B (63)	190
"	"	C ₆ H ₅	—	A, B (56)	190
C ₆ H ₅ CH=CH	"	CN	Neat, 3 d	A, B (66)	187
"	"	CH ₂ Cl	Toluene, reflux, 20 h	A, B (65)	187
"	"	C ₆ H ₅	Toluene, reflux, 26 h	A, B (30)	187
2,4,6-(CH ₃) ₃ C ₆ H ₂	CH ₃	NO ₂	—	C, D (—)	68
"	"	CN	—	(A + B):(C + D) = 15:85	68
"	"	CO ₂ CH ₃	—	(A + B):(C + D) = 1:1	68
2,4,6-(CH ₃) ₃ C ₆ H ₂	CH ₃	C ₆ H ₅ SO ₂	—	C, D (—)	68
CO ₂ [(-)-menthyl]	"	C ₆ H ₅	C ₆ H ₆ , reflux, 3 h	A:B = 4:1 (60)	194
"	<i>t</i> -C ₄ H ₉	"	C ₆ H ₆ , reflux, 3 h	A:B = 38:62 (96)	194
"	C ₆ H ₅ CH ₂	"	C ₆ H ₆ , reflux, 3 h	A:B = 67:33 (85)	194
"	(C ₆ H ₅) ₂ CH	"	C ₆ H ₆ , reflux, 1.5 h	A:B = 83:17 (87)	194
9-Acridinyl	C ₆ H ₅	4-ClC ₆ H ₄	Xylene, reflux, 1.5 h	A, B (41)	114
"	"	C ₆ H ₅	Xylene, reflux, 1.5 h	A, B (37)	114
	CH ₃	CO ₂ C ₂ H ₅	Neat, 80°, 1 h	C, D (52)	201
	"	TMS	80°, 24 h	A, B (88)	183

B.




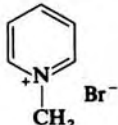
R ¹	R ²	R ³	R ⁴	R ⁵	R ⁶	Reaction Conditions	Product and Yield (%)	Ref.
H	H	NO ₂	H	H	CN	Neat, 25°, 10 h	(90)	84
NO ₂	H	H	H	H	CN	Neat, 25°, 10 h	(88)	84
H	H	H	H	H	CN	Neat, 25°, 3 h	(86)	84
H	H	H	H	H	CH ₂ Br	—	(66)	179
H	H	H	H	H	CH ₂ NCS	—	(98)	179
H	H	H	H	H		—	(—)	202

TABLE I. ALDEHYDE-DERIVED NITRONES AND MONOSUBSTITUTED OLEFINS (Continued)

R ¹			R ²		R ³	Reaction Conditions	Product(s) and Yield(s) (%)	Ref.
H	H	H	H	H		—	(83)	179
H	H	H	H	(CH ₃) ₂ N	CN	Neat, 25°, 400 h	(26)	84
H	OH	H	H	H	CN	Neat, 25°, 4 h	(81)	83
OH	H	H	H	H	CN	Neat, 25°, 4 h	(44)	83
H	H	CH ₃	H	H	CN	Neat, 25°, 4 h	(50)	84
CH ₃	H	H	H	H	CN	Neat, 25°, 3 h	(60)	84
H	H	CH ₃	H	(CH ₃) ₂ N	CN	Neat, 25°, 400 h	(10)	84
CH ₃	H	H	H	(CH ₃) ₂ N	CN	Neat, 25°, 360 h	(36)	84
CH ₃ O	H	H	H	H	CN	Neat, 25°, 4 h	(56)	84
CH ₃ O	H	H	H	(CH ₃) ₂ N	CN	Neat, 25°, 400 h	(37)	84
H	H	CH ₃ CO ₂	H	H	CN	—	(60)	203
CH ₃ CO	H	H	H	H	CN	Neat, 25°, 10 h	(98)	84
H	H	H	C ₆ H ₅	H	CN	Neat, 25°, 18 s	(92)	84

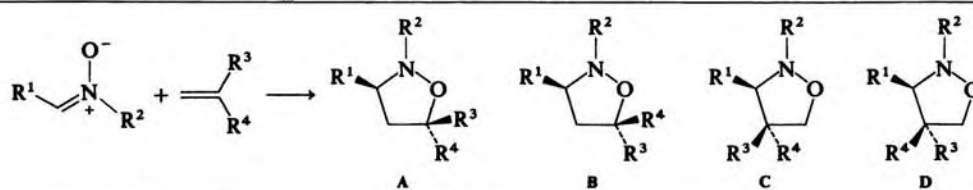
^a The substitution pattern of this vinylpyridine is not clearly stated in the paper.

^b The products are mixtures of diastereomers arising from optically active R² group.

^c The ratio of sulfoxide diastereomers is 9:1.

^d The ratio of sulfoxide diastereomers is 18:1.

TABLE II. ALDEHYDE-DERIVED NITRONES AND 1,1-DISUBSTITUTED OLEFINS



R ¹	R ²	R ³	R ⁴	Reaction Conditions	Product(s) and Yield(s) (%)	Refs.
H	CH ₃	CH ₃	CO ₂ CH ₃	C ₂ H ₅ OH, 25°, 18 h	A, B (52)	73
H	"	CO ₂ C ₂ H ₅	CO ₂ C ₂ H ₅	—	A (—)	79
H	"	C ₆ H ₅	CH ₃	C ₂ H ₅ OH, 25°, 18 h	A, B (45)	73
H	"	"	CO ₂ CH ₃	C ₂ H ₅ OH, 25°, 18 h	A, B (79)	73
H	"	"	CO ₂ C ₂ H ₅	C ₂ H ₅ OH, 25°, 18 h	A, B (90)	73
H	"	"	C ₆ H ₅	C ₂ H ₅ OH, 25°, 18 h	A, B (9)	73
H	"	"	C ₆ H ₅ CO	C ₂ H ₅ OH, 25°, 18 h	A, B (86)	73
H		CH ₃	CO ₂ CH ₃	Neat, 60°, 3 h	A, B (82) ^a	178
H		"	"	Neat, 65°, 3 h	A, B (98) ^a	178

TABLE II. ALDEHYDE-DERIVED NITRONES AND 1,1-DISUBSTITUTED OLEFINS (Continued)

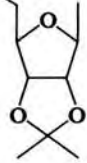
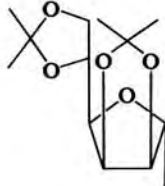
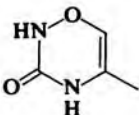

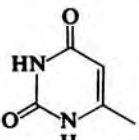


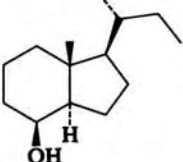
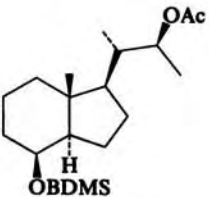
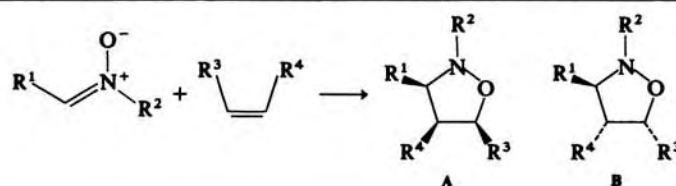
R ¹	R ²	R ³	R ⁴	Reaction Conditions	Product(s) and Yield(s) (%)	Refs.
H	(C ₆ H ₅) ₃ CHO 	CH ₃	CO ₂ CH ₃	Neat, 65°, 2.5 h	A, B (94) ^a	204
CH ₃		"	"	Neat, 65°, 3 h	A, B (—) ^a	178
"	"	"	"	Neat, 60°, 16 h	A, B (—) ^a	178
	C ₆ H ₅	"	"	—	A, B (—)	182
	CH ₃	"	"	CHCl ₃ , 63°	(A + B):(C + D) = 1:4	70
CO ₂ C ₂ H ₅	C ₆ H ₅ CH ₂	"	CH ₃	Neat, 80°, 3 d	A (—)	60
n-C ₃ H ₇	C ₆ H ₁₁	"	CO ₂ CH ₃	Toluene, 60°, 17 h	A, B (96)	81
i-C ₃ H ₇	i-C ₃ H ₇ CHCN	"	CN	C ₆ H ₆ , reflux, 40 h	A, B (80)	78
"	"	"	CO ₂ CH ₃	C ₆ H ₆ , reflux, 9 h	A, B (90)	78
	C ₆ H ₅	"	"	DMF, 85°, 5 h	A, B (86)	186
5-Nitro-2-furyl	C ₆ H ₅	CH ₃	CH ₂ Cl	Toluene, reflux, 12 h	A, B (44)	74
4-ClC ₆ H ₄	"	C ₆ H ₅	1-Pyrrolidinyl	C ₆ H ₆ , 60°, 1.5 h	A, B (62)	92
4-O ₂ NC ₆ H ₄	"	"	"	"	A, B (49)	92
C ₆ H ₅	CH ₃	CH ₃	CO ₂ CH ₃	Toluene, 105°, 24 h	A, B (97)	81
"	"	"	C ₆ H ₅	Neat, 85°, 64 h	B (85)	192
"	"	"	"	—	A:B = 55:45	168
"	"	C ₆ H ₅	"	Neat, 120°, 10 d	A (65)	192
"	C ₆ H ₅	CH ₃	CO ₂ CH ₃	Neat, 70°, 23 h	A, B (97)	81
"	"	C ₂ H ₅ O	C ₂ H ₅ O	Toluene, 100°, 19 h	A (98)	192
"	"	CO ₂ C ₂ H ₅	CH ₃ CONH	THF, 60°, 26 h	A, B (75)	93
"	"	SC ₄ H ₉ - <i>t</i>	CN	C ₆ H ₆ , 80°, 1 h	A + B, C, D (85, 1, 8)	91
"	"	CO ₂ C ₂ H ₅	CO ₂ C ₂ H ₅	—	C, D (—)	79
"	"	C ₆ H ₅	CH ₃	—	A:B = 1:1	192
"	"	"	1-Pyrrolidinyl	C ₆ H ₆ , 60°, 1 h	A, B (48)	195, 92
"	"	C ₆ H ₅	"	Neat, 85°, 24 h	A (86)	192
"	C ₆ H ₅ CHCH ₃	CH ₃	CO ₂ CH ₃	Neat, 70°, 12 h	A, B (90) ^a	180
C ₆ H ₅ CO	C ₆ H ₅	"	"	CHCl ₃ -C ₆ H ₆ , 20°, 10 min	A, B (96)	72
"	"	"	i-C ₃ H ₇ N=N	C ₆ H ₆ , 25°, 5 d	A, B (49)	205
"	"	"	C ₆ H ₅	CHCl ₃ -C ₆ H ₆ , 100°	A, B (85)	205
C ₆ H ₅ NHCO	"			—	A (—)	202
C ₆ H ₅ CH=CH	"	CH ₃	CO ₂ CH ₃	Toluene, reflux, 10 h	A, B (61)	187
2,5-(CH ₃ O) ₂ C ₆ H ₃	"	"	"	CHCl ₃ , reflux	B (87)	206

TABLE II. ALDEHYDE-DERIVED NITRONES AND 1,1-DISUBSTITUTED OLEFINS (Continued)

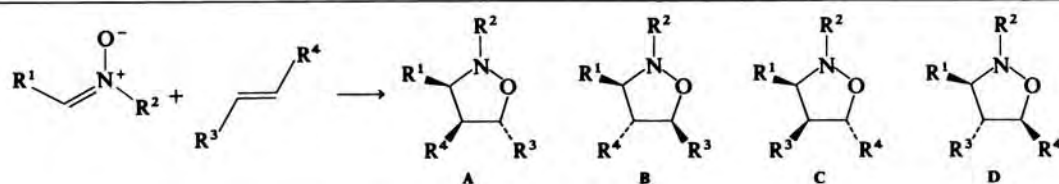
R ¹	R ²	R ³	R ⁴	Reaction Conditions	Product(s) and Yield(s) (%)	Refs.
CO ₂ [(–)-menthyl]	CH ₃	C ₆ H ₅	C ₆ H ₅	Toluene, reflux, 5 h	A (–) ^b	194
"	<i>t</i> -C ₄ H ₉	"	"	Toluene, reflux, 5 h	A (–) ^b	194
"	C ₆ H ₅ CH ₂	"	"	Toluene, reflux, 5 h	A (–) ^b	194
"	(C ₆ H ₅) ₂ CH	"	"	Toluene, reflux, 5 h	A (–) ^b	194
	CH ₃	CH ₃	CO ₂ CH ₃	Toluene, 90°, 2 h	A, B (19, 81) ^b	207
	<i>t</i> -C ₄ H ₉	"	"	Neat, 50°, 42 h	A (100) ^c	207
"	C ₆ H ₅ CH ₂	"	"	Neat, 25°, 15 h	A (92) ^d	207

^a The product is a mixture of diastereomers arising from the optically active R² group.^b The product is a mixture of diastereomers arising from the optically active R¹ group.^c The product is a mixture of diastereomers arising from the optically active R¹ group (ratio = 81:18).^d The product is a mixture of diastereomers arising from the optically active R¹ group (ratio = 82:10).

TABLE III. ALDEHYDE-DERIVED NITRONES AND 1,2-DISUBSTITUTED *cis*-OLEFINS

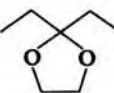
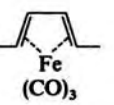
R ¹	R ²	R ³	R ⁴	Reaction Conditions	Product (s) and Yield(s) (%)	Refs.
<i>i</i> -C ₃ H ₇	<i>i</i> -C ₃ H ₇ CHCN	CO ₂ C ₂ H ₅	CO ₂ C ₂ H ₅	C ₆ H ₆ , reflux, 16 h	A, B (50)	78
C ₆ H ₅	CH ₃	CO ₂ CH ₃	CO ₂ CH ₃	Toluene, 63°, 70 h	A (91)	208
"	"	C ₆ H ₅ CO	C ₆ H ₅ CO	Toluene, 85°, 3 h	A (81)	208
"	C ₆ H ₅	CO ₂ CH ₃	CO ₂ CH ₃	C ₆ H ₆ , reflux, 48 h	A, B (90, 10)	97
"	"	CO ₂ C ₂ H ₅	CO ₂ C ₂ H ₅	CHCl ₃ -C ₆ H ₆ , reflux	A, B (—)	206
"	"	C ₆ H ₅	CN	C ₆ H ₆ , reflux, 9 d	A, B (44, 26)	97
"	"	"	CO ₂ CH ₃	C ₆ H ₆ , reflux, 48 h	A, B (35, 35)	97, 209
"	"	<i>n</i> -C ₃ H ₁₁	C ₁₀ H ₁₈ CO ₂ CH ₃	Xylene, reflux, 12–24 h	A, B (41) ^a	188
"	"	<i>n</i> -C ₈ H ₁₇	CH ₃ O ₂ C(CH ₂) ₇	Xylene, reflux, 12–24 h	A, B (16) ^a	188
2,3-(CH ₃ O) ₂ C ₆ H ₃	"	CO ₂ C ₂ H ₅	CO ₂ C ₂ H ₅	CHCl ₃ -C ₆ H ₆ , reflux, 4.5 d	B (—)	206
C ₆ H ₅ CO	"	CO ₂ CH ₃	CO ₂ CH ₃	—	B (100)	97, 97
"	"	"	"	CHCl ₃ -C ₆ H ₆ , 20°, 4 d	A (99)	72
"	"	C ₆ H ₅	CN	C ₆ H ₆ , reflux, 9 d	B (10)	97
"	"	"	CO ₂ CH ₃	C ₆ H ₆ , reflux, 4 d	B (70)	97
"	"	"	"	—	B (100)	209

^a The product is a complex mixture of stereoisomers.

TABLE IV. ALDEHYDE-DERIVED NITRONES AND 1,2-DISUBSTITUTED *trans*-OLEFINS

R ¹	R ²	R ³	R ⁴	Reaction Conditions	Product(s) and Yield(s) (%)	Refs.
H	CH ₃	<i>n</i> -C ₆ F ₁₃ O ₂ S	2-Furyl	C ₂ H ₅ OH-H ₂ O, 60°, 72 h	A (22)	210
"	"	"	2-Thienyl	C ₂ H ₅ OH-H ₂ O, 60°, 72 h	A (25)	210
"	"	"	4-CH ₃ OC ₆ H ₄	C ₂ H ₅ OH-H ₂ O, 60°, 72 h	A (30)	210
CO ₂ C ₂ H ₅	C ₆ H ₅ CH ₂	CH ₃	CO ₂ CH ₃	C ₆ H ₆ , 25°, 3 d	A, B (68, 15)	60
<i>i</i> -C ₃ H ₇	<i>i</i> -C ₃ H ₇ CHCN	"	CN	C ₆ H ₆ , reflux, 40 h	A, B (62)	78
"	"	"	CO ₂ CH ₃	C ₆ H ₆ , reflux, 9 h	A, B (86)	78
"	"	CO ₂ CH ₃	"	C ₆ H ₆ , reflux, 54 h	A, B (54)	78
"	"	CO ₂ C ₂ H ₅	CH ₃	C ₆ H ₆ , reflux, 12 h	C, D (63)	78
"	"	"	CO ₂ C ₂ H ₅	C ₆ H ₆ , reflux, 24 h	A, B (75)	74
4-ClC ₆ H ₄	"	4-ClC ₆ H ₄ CO	4-ClC ₆ H ₄ CO	—	A:B = 1:4.7	211
"	"	C ₆ H ₅ CO	C ₆ H ₅ CO	—	A:B = 1:5	211
"	"	4-CH ₃ OC ₆ H ₄ CO	4-CH ₃ OC ₆ H ₄ CO	—	A:B = 1:4.5	211
4-O ₂ NC ₆ H ₄	CH ₃	CH ₃	CO ₂ CH ₃	—	A:B = 1:4	212
"	C ₆ H ₅	"	"	—	B (—)	212
"	"	"	C ₆ H ₅ SO ₂	C ₆ H ₆ , reflux, 72 h	B (61)	189
"	"	4-ClC ₆ H ₄	4-ClC ₆ H ₄	—	A:B = 1:4.5	211
"	"	C ₆ H ₅	C ₆ H ₅	—	A:B = 1:4.7	211
"	"	4-CH ₃ OC ₆ H ₄ CO	4-CH ₃ OC ₆ H ₄ CO	—	A:B = 1:6.3	211
C ₆ H ₅	CH ₃	Cl	NO ₂	C ₆ H ₆ , 25°, 18 h	B (41) ^a	86
"	"	CN	"	C ₆ H ₆ , 25°, 24 h	B:C:D = 29:60:11	86
"	"	CO ₂ CH ₃	"	C ₆ H ₆ , 25°, 3 h	A, B, C, D (30, 30, 25, 15)	86
"	"	"	CH ₃	—	C:D = 1:1	212
"	"	"	CO ₂ CH ₃	CHCl ₃ , 25°, 13 d	A, B (90)	208
"	"	CO ₂ C ₂ H ₅	CH ₃	Neat, 80°, 36 h	C, D (95)	81
"	"	C ₆ H ₅ CO	C ₆ H ₅ CO	Toluene, 85°, 3 h	A, B (85)	208
"	"	C ₆ H ₅ SO ₂	CH ₃	C ₆ H ₆ , reflux, 24 h	C:D = 1:16	213
"	<i>t</i> -C ₄ H ₉	CN	NO ₂	C ₆ H ₆ , reflux, 24 h	B, D (57, 43)	86
"	"	CO ₂ CH ₃	"	C ₆ H ₆ , reflux, 24 h	A, B, C, D (50, 5, 13, 7)	86
"	4-ClC ₆ H ₄	4-ClC ₆ H ₄ CO	4-ClC ₆ H ₄ CO	—	A:B = 1:5.2	211
"	C ₆ H ₅	CN	CN	C ₆ H ₆ , reflux, 4 h	B (100)	97
"	"	CH ₃	CH ₂ OH	—	A, B (—)	81
"	"	"	CO ₂ CH ₃	—	A:B = 13:87	212,
"	"	"	"	—	97	97
"	"	"	"	Neat, 100°	A, B (92)	81
"	"	CO ₂ CH ₃	CO ₂ CH ₃	C ₆ H ₆ , 25°, 2 d	A, B (20, 80)	97
"	"	CO ₂ C ₂ H ₅	CH ₃	Neat, 100°, 24 h	C, D (96)	81
"	"	Imidazol-1-yl	CO ₂ CH ₃	C ₆ H ₆ , 130°, 60 h	A, B (39)	195
"	"	C ₆ H ₅	NO ₂	C ₆ H ₆ , reflux, 48 h	A, B (—)	97
"	"	"	CN	C ₆ H ₆ , reflux, 48 h	A, B (4, 74)	97
"	"	C ₆ H ₅ SO ₂	CH ₃	C ₆ H ₆ , reflux, 24 h	D (53)	189
"	"	C ₆ H ₅	CO ₂ CH ₃	C ₆ H ₆ , reflux, 48 h	A, B (5, 95)	97,
"	"	"	"	—	195	195
"	"	4-O ₂ NC ₆ H ₄	CO ₂ C ₂ H ₅	C ₆ H ₆ , 100°, 40 h	A, B (90)	81
"	"	"	"	—	189	189
"	"	C ₆ H ₅	C ₆ H ₅ SO ₂	C ₆ H ₆ , reflux, 72 h	B (60)	195, 81
"	"	"	4-CH ₃ C ₆ H ₄ SO ₂	C ₆ H ₆ , reflux, 40 h	C, D (68) ^b	214
"	"	4-ClC ₆ H ₄ CO	4-ClC ₆ H ₄ CO	—	A:B = 1:4	211
"	"	C ₆ H ₅ CO	C ₆ H ₅ CO	C ₆ H ₆ , reflux	A:B = 1:4.2	211
"	"	"	C ₆ H ₅ SO ₂	C ₆ H ₆ , reflux, 4 h	B (78)	189
"	"	4-CH ₃ OC ₆ H ₄ CO	4-CH ₃ OC ₆ H ₄ CO	—	A:B = 1:4.4	211
"	4-CH ₃ C ₆ H ₄	4-ClC ₆ H ₄ CO	4-ClC ₆ H ₄ CO	—	A:B = 1:3.9	211
"	"	C ₆ H ₅ CO	C ₆ H ₅ CO	—	A:B = 1:3	211
"	4-CH ₃ OC ₆ H ₄	CH ₃	CO ₂ CH ₃	—	A:B = 18:82	212
4-ClC ₆ H ₄ CO	4-(CH ₃) ₂ NC ₆ H ₄	C ₆ H ₅ CO	C ₆ H ₅ CO	C ₆ H ₆ , 25°, 18 h	A (67)	215
4-O ₂ NC ₆ H ₄ CO	C ₆ H ₅	CO ₂ CH ₃	CO ₂ CH ₃	Neat, 20°, 1 d	A, B (89)	72
C ₆ H ₅ CO	"	CN	CN	C ₆ H ₆ , reflux, 1 h	B (100)	97
"	"	CH ₃	CO ₂ CH ₃	CHCl ₃ -C ₆ H ₆ , 100°, 3 h	A, B (92)	72

TABLE IV. ALDEHYDE-DERIVED NITRONES AND 1,2-DISUBSTITUTED *trans*-OLEFINS (Continued)

R ¹	R ²	R ³	R ⁴	Reaction Conditions	Product(s) and Yield(s) (%)	Refs.
C ₆ H ₅ CO	C ₆ H ₅	CO ₂ CH ₃	CO ₂ CH ₃	CHCl ₃ , 20°, 1 h	B (70)	72
"	"	"	"	C ₆ H ₆ , reflux, 1 h	B (100)	97
"	"	C ₆ H ₅	NO ₂	C ₆ H ₆ , reflux, 6 h	A, B (—)	97
"	"	"	CN	C ₆ H ₆ , reflux, 48 h	B (40)	97
"	"	"	CO ₂ CH ₃	C ₆ H ₆ , reflux, 24 h	B (100)	209, 97
4-CH ₃ OC ₆ H ₄	CH ₃	CH ₃	CO ₂ CH ₃	—	A:B = 3:2	212
"	C ₆ H ₅	"	"	—	A:B = 3:7	212
"	"	C ₆ H ₅ SO ₂	C ₆ H ₅ SO ₂	C ₆ H ₆ , reflux, 8 h	B (51)	189
"	"	4-ClC ₆ H ₄ CO	4-ClC ₆ H ₄ CO	—	A:B = 1:4.5	211
2,3-(CH ₃ O) ₂ C ₆ H ₃	"	CO ₂ CH ₃	CO ₂ CH ₃	Neat, 25°, 16 d	A:B = 8:92	206
2,5-(CH ₃ O) ₂ C ₆ H ₃	"	"	"	CHCl ₃ , reflux, 40 h	A, B (—)	206
C ₂ H ₅ O ₂ C 	C ₆ H ₅ CH ₂	CH ₃	CO ₂ CH ₂ C ₆ H ₅	C ₆ H ₆ , reflux, 6 h	A (84)	172
"	"	"	"	Toluene, 100°, 5 h	A, B (71, 14)	171
CH ₃ O ₂ C 	CH ₃	"	CO ₂ CH ₃	C ₆ H ₆ , 60°	A or B (100) ^c	216
"	"	CO ₂ CH ₃	"	C ₆ H ₆ , reflux, 14 h	A:B = 9:1	216
4-(<i>i</i> -C ₃ H ₇)C ₆ H ₄	C ₆ H ₅	CH ₃	"	—	B (100)	212
"	CO ₂ CH ₃	"	"	—	A, B (95)	190

^a The addition of 1 equivalent of strontium carbonate raises this yield to 85%.^b The regiochemical assignment of the stated product presumably should be a mixture of **C** and **D**.^c A single diastereomer was obtained, but no specific structure was assigned.

TABLE V. ALDEHYDE-DERIVED NITRONES AND TRISUBSTITUTED OLEFINS

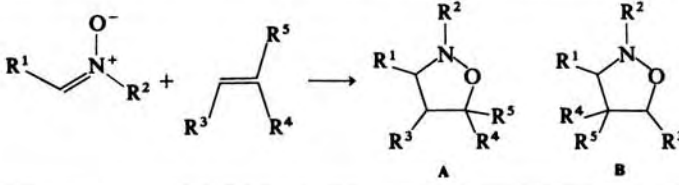
							
R ¹	R ²	R ³	R ⁴	R ⁵	Reaction Conditions	Product(s) and Yield(s) (%)	Ref.
2-Pyridyl	C ₆ H ₅	2-Pyridyl	CN	CO ₂ C ₂ H ₅	C ₆ H ₆ , reflux, 72 h	B (91)	106
"	"	C ₆ H ₅	"	"	Acetone, 25°, 4 d	B (70)	106
"	"	2-O ₂ NC ₆ H ₄	"	"	C ₆ H ₆ , 25°, 5 d	B (50)	106
"	"	4-O ₂ NC ₆ H ₄	"	"	C ₆ H ₆ , 25°, 60 h	B (90)	106
"	"	4-CH ₃ OC ₆ H ₄	"	"	DMSO, 25°, 5 d	B (23)	106
"	"	2-Pyridyl	CO ₂ C ₂ H ₅	"	C ₆ H ₆ , reflux, 22 h	B (18)	106
"	"	2-O ₂ NC ₆ H ₄	"	"	DMSO, 25°, 10 d	B (40)	106
"	"	4-O ₂ NC ₆ H ₄	"	"	DMSO, 25°, 10 d	B (40)	106
4-O ₂ NC ₆ H ₄	"	CO ₂ C ₂ H ₅	CH ₃	C ₆ H ₅ N=N	C ₆ H ₆ , reflux, 24 h	A (43)	205
C ₆ H ₅	CH ₃	CH ₃ CO	"	CH ₃	Neat, 70°, 69 h	A (26)	81
"	"	CO ₂ CH ₃	CO ₂ CH ₃	"	Neat, 85°, 2 d	A (86)	208
"	"	"	CH ₃	CO ₂ CH ₃	Neat, 90°, 24 h	A (100)	208
"	"	"	"	CH ₃	Neat, 100°, 48 h	A (81)	81
"	C ₆ H ₅	CH ₃	"	"	Toluene, 110°	A (11)	217
"	"	"	CN	CO ₂ CH ₃	C ₆ H ₆ , 25°, 4 d	B (70) ^a	218
"	"	CO ₂ CH ₃	CH ₃	CH ₃	Neat, 100°, 20 h	A (97)	81
"	"	CH ₃	CO ₂ CH ₃	CO ₂ CH ₃	C ₆ H ₆ , 25°, 10 d	B (85) ^b	218
"	"	CO ₂ C ₂ H ₅	CH ₃	CH ₃	Toluene, 100°, 93 h	A (92)	81
"	"	CO ₂ CH ₃	CO ₂ CH ₃	CO ₂ CH ₃	C ₆ H ₆ , 25°	B (100)	107
"	"	"	"	"	C ₆ H ₆ , 80°	A, B (8, 92)	107

TABLE V. ALDEHYDE-DERIVED NITRONES AND TRISUBSTITUTED OLEFINS (Continued)

R ¹	R ²	R ³	R ⁴	R ⁵	Reaction Conditions	Product(s) and Yield(s) (%)	Ref.
C ₆ H ₅	C ₆ H ₅	C ₆ H ₅	CN	CO ₂ CH ₃	C ₆ H ₆ , 25°, 4 d	B (100) ^f	218
"	"	2-Pyridyl	"	CO ₂ C ₂ H ₅	Ether, reflux, 72 h	B (23)	106
"	"	2-O ₂ NC ₆ H ₄	"	"	C ₆ H ₆ , 25°, 3 d	B (50)	106
"	"	C ₆ H ₅	"	"	DMSO, 25°, 24 h	B (25)	106
"	"	"	CO ₂ CH ₃	CO ₂ CH ₃	C ₆ H ₆ , 25°, 4 months	B (80)	218
"	"	CO ₂ C ₂ H ₅	CH ₃	C ₆ H ₅ N	C ₆ H ₆ , reflux, 24 h	A (24)	205
C ₆ H ₅ CO	CH ₃	CO ₂ CH ₃	CO ₂ CH ₃	CO ₂ CH ₃	C ₆ H ₆ , 25°	B (100)	107
"	C ₆ H ₅	CH ₃	CN	"	C ₆ H ₆ , 25°, 4 d	B (65) ^d	218
"	"	"	CO ₂ CH ₃	"	C ₆ H ₆ , 25°, 10 d	B (83) ^e	218
"	"	CO ₂ CH ₃	"	"	C ₆ H ₆ , 25°, 8 h	A:B = 84:16 ^f	107
"	"	C ₆ H ₅	CN	"	C ₆ H ₆ , 25°, 19 h	B (100) ^g	218
"	"	4-O ₂ NC ₆ H ₄	CN	CO ₂ C ₂ H ₅	C ₆ H ₆ , 25°, 14 h	B (50)	106
"	"	C ₆ H ₅	CO ₂ CH ₃	CO ₂ CH ₃	C ₆ H ₆ , 25°	B (20) ^h	187
C ₆ H ₅ CH=CH	"	CH ₃ CO	CH ₃	CH ₃	Toluene, reflux, 2 d	B (45)	187

^a The product was obtained as essentially one isomer and was assigned a *cis* relationship between the phenyl and cyano substituents.

^b The product obtained is essentially a single stereoisomer in which the phenyl and methyl substituents are *trans*.

^c The product is a 4:1 mixture of stereoisomers with the *cis* phenyl-substituted product predominating.

^d The product is essentially only the stereoisomer in which the benzoyl and cyano substituents are *cis*. A trace of the *trans* isomer was reported.

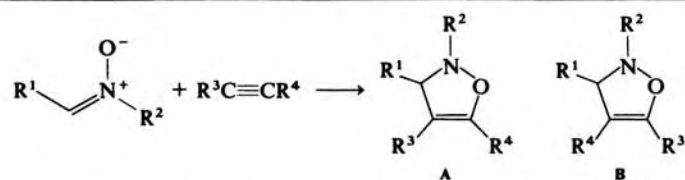
^e The product is primarily the stereoisomer in which the benzoyl and methyl substituents are *trans*. Only a trace of the *cis* isomer was detected.

^f The **A:B** ratio is 75:25 at 80° in benzene after 8 hours.

^g The ratio of benzoyl-cyano *cis* isomer to the corresponding *trans* isomer is 82:18.

^h The only product reported has a benzoyl group *trans* to the phenyl substituent.

TABLE VI. ALDEHYDE-DERIVED NITRONES AND ACETYLENES




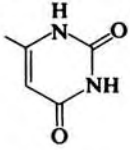
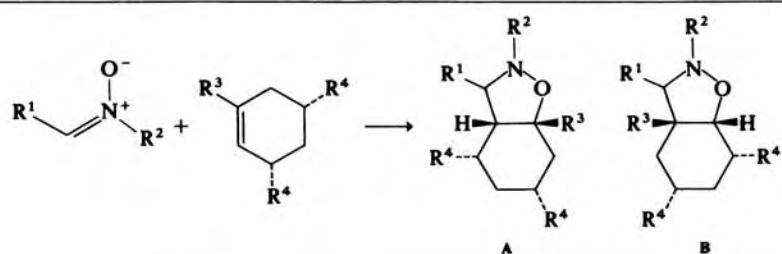
R ¹	R ²	R ³	R ⁴	Reaction Conditions	Product(s) and Yield(s) (%)	Ref.
H	<i>t</i> -C ₄ H ₉	H	CN	C ₆ H ₆ , 25°	A:B = 1:1	48
"	"	"	CO ₂ CH ₃	—	A:B = 7:3	68
"	"	"	CO ₂ C ₂ H ₅	CCl ₄ , 25°	A:B = 7:3	48
"	"	CO ₂ CH ₃	CO ₂ CH ₃	Neat, 0°	A (100)	118
"	"	(CH ₃) ₂ COH	H	74°, 10 min	B (—)	118
CO ₂ CH ₃	CH ₃	H	CO ₂ CH ₃	Ether, 25°, 5 d	A, B (29, 30) ^a	113
"	"	CO ₂ CH ₃	"	Ether, 25°, 24 h	A (70)	113
	"	H	CO ₂ C ₂ H ₅	CHCl ₃ , 63°	A:B = 1:4	70
CH ₃ O ₂ CCH ₂	"	"	CO ₂ CH ₃	—	A, B (—)	219

TABLE VI. ALDEHYDE-DERIVED NITRONES AND ACETYLENES (Continued)

$ \begin{array}{c} \text{O}^- \\ \\ \text{R}^1-\text{C}=\text{N}^+-\text{R}^2 \\ + \text{R}^3\text{C}\equiv\text{CR}^4 \longrightarrow \end{array} \begin{array}{c} \text{R}^2 \\ \\ \text{R}^1 \quad \text{N} \quad \text{O} \\ \diagup \quad \diagdown \\ \text{R}^3 \quad \text{C} \quad \text{R}^4 \\ \text{A} \end{array} \begin{array}{c} \text{R}^2 \\ \\ \text{R}^1 \quad \text{N} \quad \text{O} \\ \diagup \quad \diagdown \\ \text{R}^4 \quad \text{C} \quad \text{R}^3 \\ \text{B} \end{array} $						
R ¹	R ²	R ³	R ⁴	Reaction Conditions	Product(s) and Yield(s) (%)	Ref.
	CH ₃	H	C ₆ H ₅	Dioxane, 100°, 48 h	A (61)	186
"	C ₆ H ₅	"	CN	Dioxane, 100°, 24 h	A (48)	186
"	"	"	CH ₂ OH	Dioxane, 100°, 24 hr	A (62)	186
4-ClC ₆ H ₄	4-ClC ₆ H ₄	"	9-Acridinyl	C ₂ H ₅ OH/HCl, 25°	B (41)	21
C ₆ H ₅	CH ₃	"	CN	C ₆ H ₆ , 25°	B (100)	48
"	"	"	CO ₂ CH ₃	DMF, 85°	A:B = 42:58	48
"	C ₆ H ₅	"	9-Acridinyl	C ₂ H ₅ OH/HCl, 25°	B (59)	21
4-CH ₃ OC ₆ H ₄	4-CH ₃ OC ₆ H ₄	"	"	C ₂ H ₅ OH/HCl, 25°	B (73)	21
2,4,6-(CH ₃) ₃ C ₆ H ₂	CH ₃	"	CN	—	B (—)	68
"	"	"	CO ₂ CH ₃	—	B (—)	68
2-(CH ₃ CH=CHCH ₂ O)C ₆ H ₄	"	CO ₂ CH ₃	"	Toluene, 25°	A (85)	220
2-(2-FurylCH ₂ O)C ₆ H ₄	"	"	"	C ₆ H ₆ , 25°	A (100)	220

^a Product B was isolated as a 2:1 adduct with the nitron adding again to the double bond of the initially formed product (B).

TABLE VII. ALDEHYDE-DERIVED NITRONES AND ENDOCYCLIC ENAMINES



R ¹	R ²	R ³	R ⁴	Reaction Conditions	Product(s) and Yield(s) (%)	Ref.
	CH ₃	1-Morpholino	H	Dioxane, 85°, 3 d	A (72)	186
4-ClC ₆ H ₄	C ₆ H ₅	1-Pyrrolidino	"	C ₆ H ₆ , reflux, 4.5 h	A (69)	92
"	"	1-Morpholino	"	C ₆ H ₆ , reflux, 3 h	A (3)	92
"	"	1-Pyrrolidino	CH ₃	DMF, 25°, 48 h	B (27)	109
3-O ₂ NC ₆ H ₄	"	"	"	DMF, 25°, 48 h	B (66)	109
4-O ₂ NC ₆ H ₄	"	"	H	C ₆ H ₆ , 65°, 4.5 h	A (60)	92
C ₆ H ₅	"	"	"	C ₆ H ₆ , 65°, 4.5 h	A (61)	92
"	"	"	"	DMF, 25°, 24 h	A (55)	110
"	"	1-Morpholino	"	DMF, 25°, 24 h	A (7)	110
4-CH ₃ OC ₆ H ₄	"	1-Pyrrolidino	"	C ₆ H ₆ , 65°, 4.5 h	A (50)	92
	"	1-Morpholino	"	C ₆ H ₆ , reflux, 3 h	A (25)	108

TABLE VIII. ALDEHYDE-DERIVED NITRONES AND MONOCYCLIC ENDOCYCLIC OLEFINS

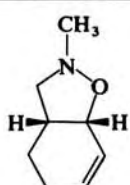
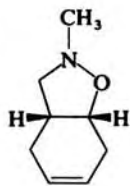
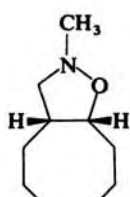
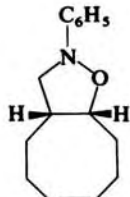
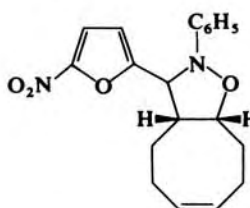
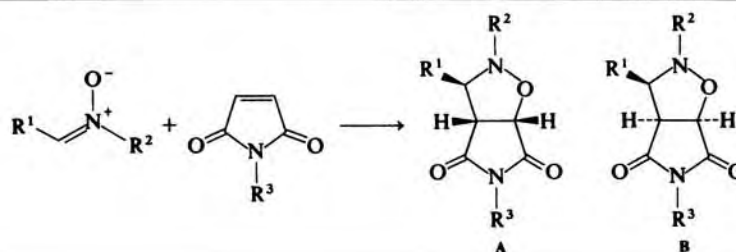
<div>$\text{R}^1-\text{CH}=\text{N}^+\text{O}^-\text{R}^2$</div>						
R ¹	R ²	Olefin	Reaction Conditions	Product and Yield (%)	Ref.	
H	CH ₃	1,3-Cyclohexadiene	C ₂ H ₅ OH, reflux, 2 d	 (78)	101	
"	"	1,4-Cyclohexadiene	C ₂ H ₅ OH, reflux, 2 d	 (55)	101	
"	"	1,5-Cyclooctadiene	C ₂ H ₅ OH, reflux, 2 d	 (61)	101	
"	C ₆ H ₅	"	C ₂ H ₅ OH, reflux, 2 d	 (12)	101	
5-Nitro-2-furyl	"	"	Toluene, reflux, 9.5 h	 (61)	74	

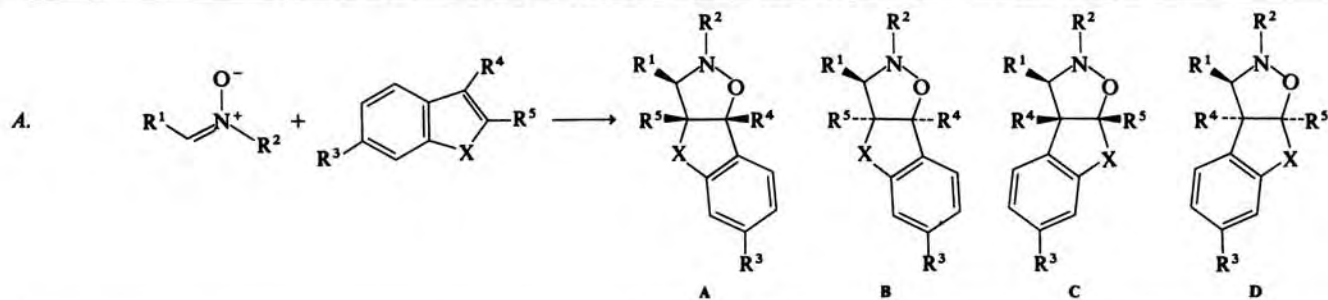
TABLE VIII. ALDEHYDE-DERIVED NITRONES AND MONOCYCLIC ENDOCYCLIC OLEFINS (Continued)

<div style="display: flex; align-items: center; justify-content: center;"> <div style="margin-right: 10px;">A.</div> <div style="text-align: center;"> </div> </div>						
R ¹	R ²	n	X	Reaction Conditions	Product(s) and Yield(s) (%)	Ref.
H		1	CH ₂	Neat, reflux, 1.5 d	A (59)	175
"	"	2	"	Neat, reflux, 1.5 d	A (72)	175
"	"	3	"	Neat, reflux, 1.5 d	A (81)	175
"		2	"	Neat, 100°, 3 h	A (71)	204
5-Nitro-2-furyl	C ₆ H ₅	1	O	—	A, B (—)	185
2-Pyridyl	"	"	"	Neat, 5 d	A, B (70)	185
3-Pyridyl	"	"	"	—	A, B (—)	185
4-Pyridyl	"	"	"	—	A, B (—)	185
	CH ₃	4	CH ₂	Toluene, reflux, 16 h	A, B (—)	221
4-O ₂ NC ₆ H ₄	C ₆ H ₅	1	O	—	A, B (—)	185
C ₆ H ₅	CH ₃	"	CH ₂	—	A, B (72, 17)	222
"	"	2	"	—	A, B (68, 10)	222
"	C ₆ H ₅	1	O	Neat, 70°, 24 h	A, B (18, 71)	223
C ₆ H ₅ CO	"	"	"	Neat, 40°, 8 h	A, B (47, 51)	223
"	"	"	S	Toluene, 40°, 15 h	A, B (76, 23)	224
"	"	"	CH ₂	CHCl ₃ -C ₆ H ₆ , 62°, 3 d	A, B (49)	72
<div style="display: flex; align-items: center; justify-content: center;"> <div style="margin-right: 10px;">B.</div> <div style="text-align: center;"> </div> </div>						
R ¹	R ²	R ³	X	Reaction Conditions	Product and Yield(s) (%)	Ref.
H	H	H	O	—	A, B (17, 57)	223
"	"	"	S	Toluene, 40°, 15 h	A:B = 66:34	224
CH ₃ O	CH ₃ O	"	O	Neat, 55°, 30 h	A, B (17, 16)	223
"	H	CH ₃ O	"	Neat, 55°, 30 h	A (48)	223
CH ₃ CO ₂	CH ₃ CO ₂	H	"	Neat, 40°, 40 h	A, B (42, 18)	223

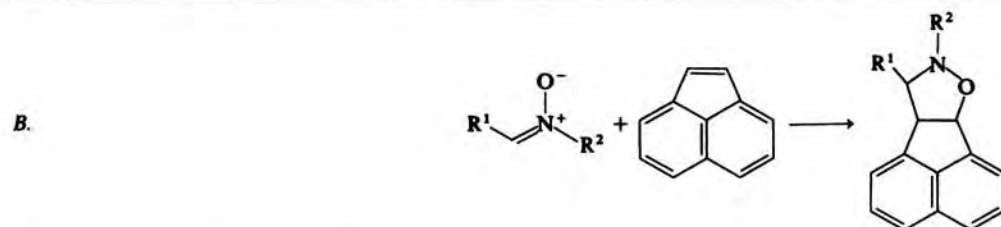
TABLE IX. ALDEHYDE-DERIVED NITRONES AND *N*-PHENYLMALEIMIDES

R ¹	R ²	R ³	Reaction Conditions	Product(s) and Yield(s) (%)	Refs.
<i>n</i> -C ₃ H ₇	C ₆ H ₅	C ₆ H ₅	C ₂ H ₅ OH, 0°, 1 d	A, B (92)	174
2-Furyl	"	"	THF, 100°, 10 h	A, B (—)	225
2-Thienyl	"	"	THF, 100°, 10 h	A, B (—)	225
4-BrC ₆ H ₄	"	"	Toluene, 80°, 5 h	A, B (70)	226
4-O ₂ NC ₆ H ₄	"	"	Toluene, 80°, 5 h	A:B = 2.6:1	226, 227
C ₆ H ₅	CH ₃	"	C ₆ H ₆ , reflux, 4 d	A, B (95)	208, 228
"	4-ClC ₆ H ₄	4-O ₂ NC ₆ H ₄	THF, 100°, 10 h	A:B = 1.6:1 (100)	227
"	"	C ₆ H ₅	THF, 100°, 10 h	A:B = 3.1:1 (100)	227
"	"	4-CH ₃ OC ₆ H ₄	THF, 100°, 10 h	A:B = 3.6:1 (100)	227
"	C ₆ H ₅	4-O ₂ NC ₆ H ₄	THF, 100°, 10 h	A:B = 2.1:1 (100)	227
"	"	C ₆ H ₅	Toluene, 80°, 5 h	A:B = 1.7:1 (70)	227, 208
"	"	4-CH ₃ OC ₆ H ₄	THF, 100°, 10 h	A:B = 1.5:1 (100)	227
"	4-CH ₃ C ₆ H ₄	4-O ₂ NC ₆ H ₄	THF, 100°, 10 h	A:B = 3:1 (100)	227
"	"	C ₆ H ₅	THF, 100°, 10 h	A:B = 2.9:1 (100)	227
"	"	4-CH ₃ OC ₆ H ₄	THF, 100°, 10 h	A:B = 2.4:1 (100)	227
"	4- <i>t</i> -C ₄ H ₉ C ₆ H ₄	4-O ₂ NC ₆ H ₄	THF, 100°, 10 h	A:B = 3.9:1 (100)	227
"	"	C ₆ H ₅	THF, 100°, 10 h	A:B = 2.1:1 (100)	227
"	"	4-CH ₃ OC ₆ H ₄	THF, 100°, 10 h	A:B = 2.1:1 (100)	227
2-HOC ₆ H ₄	C ₆ H ₅	4-O ₂ NC ₆ H ₄	C ₆ H ₆ , reflux, 0.5 h	A, B (31, 46)	229
"	"	C ₆ H ₅	C ₆ H ₆ , reflux, 0.5 h	A, B (22, 40)	229
"	"	4-CH ₃ C ₆ H ₄	C ₆ H ₆ , reflux, 0.5 h	A, B (26, 48)	229
3-HOC ₆ H ₄	"	4-O ₂ NC ₆ H ₄	C ₆ H ₆ , reflux, 0.5 h	A, B (22, 34)	229
"	"	C ₆ H ₅	C ₆ H ₆ , reflux, 0.5 h	A, B (22, 34)	229
"	"	4-CH ₃ C ₆ H ₄	C ₆ H ₆ , reflux, 0.5 h	A, B (22, 40)	229
4-HOC ₆ H ₄	"	4-O ₂ NC ₆ H ₄	C ₆ H ₆ , reflux, 1.5 h	A, B (30, 46)	229
"	"	C ₆ H ₅	C ₆ H ₆ , reflux, 0.75 h	A, B (25, 41)	229
"	"	4-CH ₃ C ₆ H ₄	C ₆ H ₆ , reflux, 2 h	A, B (27, 51)	229
C ₆ H ₅ CO	"	C ₆ H ₅	CH ₂ Cl ₂ -C ₅ H ₆ , 20°, 14 h	A, B (92)	72
4-CH ₃ OC ₆ H ₄	"	"	Toluene, 80°, 5 h	A:B = 1.4:1 (70)	227, 226
4-HO-3-CH ₃ OC ₆ H ₃	"	4-O ₂ NC ₆ H ₄	C ₆ H ₆ , reflux, 0.5 h	A, B (32, 47)	229
"	"	C ₆ H ₅	C ₆ H ₆ , reflux, 1 h	A, B (23, 40)	229
"	"	4-CH ₃ C ₆ H ₄	C ₆ H ₆ , reflux, 2.5 h	A, B (29, 47)	229
3,4-(CH ₃ O) ₂ C ₆ H ₃	"	4-O ₂ NC ₆ H ₄	C ₆ H ₆ , reflux, 0.5 h	A, B (29, 47)	229
"	"	C ₆ H ₅	C ₆ H ₆ , reflux, 0.5 h	A, B (23, 42)	229
"	"	4-CH ₃ C ₆ H ₄	C ₆ H ₆ , reflux, 0.5 h	A, B (33, 49)	229
4-(CH ₃) ₂ NC ₆ H ₄	"	C ₆ H ₅	Toluene, 80°, 5 h	A, B (70)	226

TABLE X. ALDEHYDE-DERIVED NITRONES AND BENZOFUSED BI- AND TRICYCLIC OLEFINS



R ¹	R ²	R ³	R ⁴	R ⁵	X	Reaction Conditions	Product(s) and Yield(s) (%)	Ref.
H	CH ₃	H	CO ₂ C ₂ H ₅	H	(CH ₂) ₂	—	A (—)	111
"	"	"	C ₂ H ₅ O ₂ CCH ₂	"	CH ₂	—	A (—)	111
"	"	"	"	"	(CH ₂) ₂	—	A (—)	111
"	"	"	"	"	(CH ₂) ₃	—	A (—)	111
C ₆ H ₅	"	"	H	"	CH ₂	Neat, 90°, 65 h	A, B, C, D (66, 10, 11, 3)	222, 192
"	"	"	"	"	(CH ₂) ₂	Neat, 100°, 139 h	A, B, C, D (25, 4, 57, 11)	222, 192
"	C ₆ H ₅	"	"	Cl	SO ₂	C ₆ H ₆ , reflux, 15 d	A, B (5)	230
"	"	"	"	Br	SO	CHCl ₃ , reflux, 15 d	A, B (16)	230
"	"	"	"	"	SO ₂	CHCl ₃ , reflux, 15 d	A, B (30)	230
"	"	"	"	H	"	C ₆ H ₆ , reflux, 30 h	B (85)	230
"	"	NO ₂	CH ₃	"	"	Toluene, reflux, 24 h	A, B (68)	103
"	"	H	H	CH ₃	SO	C ₆ H ₆ , reflux, 15 d	(A + B), (C + D) (4, 31)	230
"	"	"	"	"	SO ₂	C ₆ H ₆ , reflux, 13 h	(A + B), (C + D) (35, 3)	230
"	"	"	CH ₃	H	SO	C ₆ H ₆ , reflux, 27 h	A, B (71)	230
"	"	"	"	"	SO ₂	Toluene, reflux, 22 h	A, B (51)	230
"	"	"	CH ₃ CO	"	"	C ₆ H ₆ , reflux, 2 d	A, B (16)	230
"	"	"	CH ₃	CH ₃	SO	C ₆ H ₆ , reflux, 15 d	A, B (4)	230
"	"	"	"	"	SO ₂	CHCl ₃ , reflux, 15 d	A, B (7)	230
"	"	"	1-Pyrrolidino	H	"	Cl ₂ C=CHCl, reflux, 2 d	A, B (85)	230
"	"	"	C ₆ H ₅	"	SO	Cl ₂ C=CHCl, reflux, 10 d	A, B (58, 4)	230
"	"	"	"	"	SO ₂	C ₆ H ₆ , reflux, 2 d	A, B (60)	230
4-HOC ₆ H ₄	CH ₃	"	H	"	"	Toluene, reflux, 20 h	A, B (51)	103
C ₆ H ₅ CO	C ₆ H ₅	"	"	"	CH ₂	CH ₂ Cl ₂ -C ₆ H ₆ , 40°, 9.5 h	A, B (84)	72
C ₆ H ₅ O ₂ C	"	"	"	"	O	C ₆ H ₆ , 55°, 40 h	A, B (35)	231
4-CH ₃ OC ₆ H ₄	"	"	"	"	SO ₂	Toluene, reflux, 16 h	A, B (86)	103
"	"	"	CH ₃	"	"	Toluene, reflux, 22 h	A, B (63)	103



R ¹	R ²	Reaction Conditions	Yield (%)	Ref.
n-C ₃ H ₇	C ₆ H ₅	C ₂ H ₅ OH, reflux, 40 h	(73)	192
C ₆ H ₅	CH ₃	C ₆ H ₆ , 80°, 48 h	(78)	192
"	C ₆ H ₅	C ₆ H ₆ , 80°, 42 h	(94)	192
C ₆ H ₅ CO	"	CH ₂ Cl ₂ -C ₆ H ₆ , 50°, 2 h	(71)	72

TABLE XI. ALDEHYDE-DERIVED NITRONES AND BRIDGED BI- AND TRICYCLIC OLEFINS

A.

Reaction scheme A: A nitronone (R¹-CH=N⁺(R²)-O⁻) reacts with a bridged bicyclic olefin (R³, R⁴, X) to form two isomeric products, A and B. Product A has R¹ and R² on the same side of the bridge, while product B has them on opposite sides.

R ¹	R ²	R ³	R ⁴	X	Reaction Conditions	Product(s) and Yield(s) (%)	Ref.
C ₆ H ₅	CH ₃	H	H	CH ₂	Toluene, reflux, 12 h	A, B (79, 9)	232
"	"	"	CO ₂ CH ₃	O	C ₆ H ₆ , reflux, 10 d	A, B (72, 8)	104
"	"	"	"	CH ₂	C ₆ H ₆ , reflux, 10 d	A (70)	104
"	"	"	"	(CH ₃) ₂ C=C	C ₆ H ₆ , reflux, 10 d	A (77)	104
"	C ₆ H ₅	CO ₂ CH ₃	H	O	C ₆ H ₆ , 30°, 6 h	B (71)	233
"	"	H	CO ₂ CH ₃	"	Ether, 60°, 30 h	A (81)	233
C ₆ H ₅ CO	"	"	H	CH ₂	Neat, 20°, 15 d	A, B (35)	72
"	"	CO ₂ CH ₃	"	O	C ₆ H ₆ , 40°, 0.5 h	B (62)	233
"	"	H	CO ₂ CH ₃	"	C ₆ H ₆ , 40°, 30 h	A (66)	233

B.

Reaction scheme B: A nitronone (R¹-CH=N⁺(R²)-O⁻) reacts with a bridged bicyclic olefin (R³, R⁴, X) to form four isomeric products, A, B, C, and D. Products A and B are trans-fused, while C and D are cis-fused. Below these are four more structures, E, F, G, and H, which are variations of the products with different substituents.

R ¹	R ²	R ³	R ⁴	X	Reaction Conditions	Product(s) and Yield(s) (%)	Ref.
4-ClC ₆ H ₄	CH ₃	H	CO ₂ CH ₃	O	—	B, C (100)	234
"	"	"	"	C ₂ H ₅ O ₂ CN	—	B, C (100)	234
C ₆ H ₅	"	"	H	CH ₂	Neat, reflux, 4 h	C (82)	232
"	"	"	CO ₂ CH ₃	O	C ₆ H ₆ , reflux, 10 d	B, C (25, 60)	104
"	"	"	"	CH ₂	C ₆ H ₆ , reflux, 10 d	C (73)	104
"	"	"	"	(CH ₃) ₂ C=C	C ₆ H ₆ , reflux, 10 d	C (76)	104
"	"	Cl	Cl	Cl ₂ C	Ether, reflux, 5 d	G (92)	235
"	"	"	"	ClHC	Ether, reflux, 5 d	G (75) ^a	235
"	"	"	"	"	Ether, reflux, 5 d	E, G (39, 49) ^b	235
"	"	"	"	CH ₂	Ether, reflux, 5 d	E (90)	235
4-O ₂ NC ₆ H ₄	C ₆ H ₅	H	H	"	C ₆ H ₆ , reflux, 18 h	A, B, C (3, 51, 22)	236
C ₆ H ₅	"	"	"	"	Toluene, reflux, 4 h	(A + B), (C + D) (32, 41)	236
"	"	"	CO ₂ CH ₃	O	Ether, 40°, 2 h	C, F, G (29, 15, 3)	233
C ₆ H ₅ CO	"	"	"	"	C ₆ H ₆ , 40°, 10 h	B, C, F (20, 32, 36)	233
(CH ₃) ₃ C ₆	CH ₃	Cl	Cl	Cl ₂ C	Ether, room temp, 20 d	G (90)	235
"	"	"	"	ClHC	Ether, room temp, 20 d	E, G (36, 54) ^a	235
"	"	"	"	ClHC	Ether, room temp, 20 d	E (88) ^b	235
"	"	"	"	CH ₂	Ether, room temp, 20 d	G (92)	235

TABLE XI. ALDEHYDE-DERIVED NITRONES AND BRIDGED BI- AND TRICYCLIC OLEFINS (Continued)

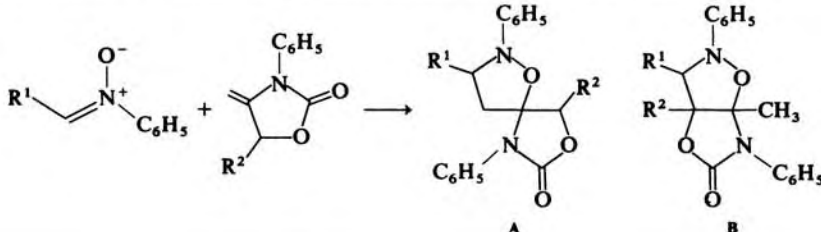
Nitrone	Olefin	Reaction Conditions	Product(s) and Yield(s)(%)	Ref.
C.				
		Toluene, reflux, 4 h		74
D.				
$\text{C}_6\text{H}_5\text{-CH=CH-N}^+\text{R-O}^-$			 A	237
			 B	
R	Reaction Conditions	Product(s) and Yield(s) (%)	Ref.	
CH ₃	C ₆ H ₆ , reflux, 150 h	A, B (61, 22)	237	
p-ClC ₆ H ₄	C ₆ H ₆ , reflux, 150 h	A (82)	237	
C ₆ H ₅	C ₆ H ₆ , reflux, 150 h	A, B (81, 6)	237	
E.				
$\text{C}_6\text{H}_5\text{-CH=CH-N}^+\text{R-O}^-$				
R	X	Reaction Conditions	Product(s) and Yield(s) (%)	Ref.
C ₆ H ₅	<i>t</i> -C ₄ H ₉ O ₂ CN	Toluene, reflux, 9 h	(75)	238
C ₆ H ₅ CH ₂	(CH ₃) ₂ C=C	Toluene, reflux, 15 h	(75)	239
"	<i>t</i> -C ₄ H ₉ O ₂ CN	Toluene, reflux, 9 h	(65)	238

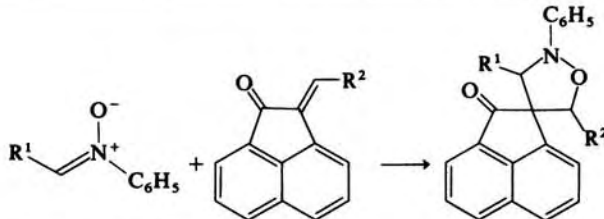
^a The hydrogen of the bridging CHCl group is *syn* to the dichloroolefin moiety.^b The hydrogen of the bridging CHCl group is *anti* to the dichloroolefin moiety.^c The products are presumably a mixture of *endo* and *exo* adducts.

TABLE XII. ALDEHYDE-DERIVED NITRONES AND EXOCYCLIC OLEFINS

Nitrone	Olefin	Reaction Conditions	Product(s) and Yield(s) (%)	Ref.
<i>A</i> 		C ₂ H ₅ OH, 25°, 18 h	 (63)	73
		Toluene, reflux, 24 h	 (41) + (41)	94
		Toluene, reflux, 28 h	 (28)*	95
		—	 (—)	240
		ClCH ₂ CH ₂ Cl, 4 h	 (53)	241
		—	 (92)	202
		—	 (—)	240

TABLE XII. ALDEHYDE-DERIVED NITRONES AND EXOCYCLIC OLEFINS (Continued)

B.					
R ¹	R ²	Reaction Conditions	Product(s) and Yield(s) (%)	Ref.	
C ₆ H ₅	H	Neat, 110°, 3 h	A, B (22, 52)	242	
"	CH ₃	Neat, 100°, 3 h	A, B (37, 30)	242	
"	H	C ₆ H ₆ , 60°, 4 h	A (80)	242	
2,4,6-(CH ₃) ₃ C ₆ H ₂	"	Neat, 100°, 100 h	B (20)	242	

C.					
R ¹	R ²	Reaction Conditions	Yield (%)	Ref.	
4-ClC ₆ H ₄	4-ClC ₆ H ₄	Xylene, reflux, 10 h	(33)	243	
"	C ₆ H ₅	Xylene, reflux, 10 h	(37)	243	
C ₆ H ₅	4-ClC ₆ H ₄	Xylene, reflux, 5 h	(51)	243	
"	C ₆ H ₅	Xylene, reflux, 18 h	(48)	243	

^a A corrected yield of 43% was also reported since the starting olefin was recovered in part.

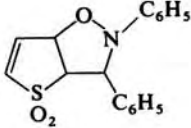
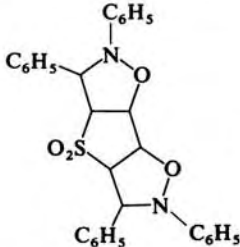
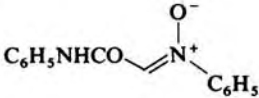

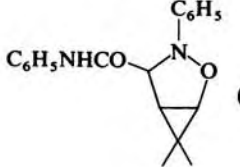

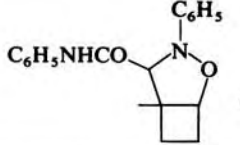
TABLE XIII. ALDEHYDE-DERIVED NITRONES AND ENDOCYCLIC OLEFINS

Nitrone	Olefin	Reaction Conditions	Product(s) and Yield(s) (%)	Ref.
A.				
		Ether, 25°, 1 month	 (73)	213
		C ₆ H ₆ , reflux	 (38)	244
		Neat, 110°, 46 h	 (85)	81
		Neat, 115°, 128 h	 (68)	81

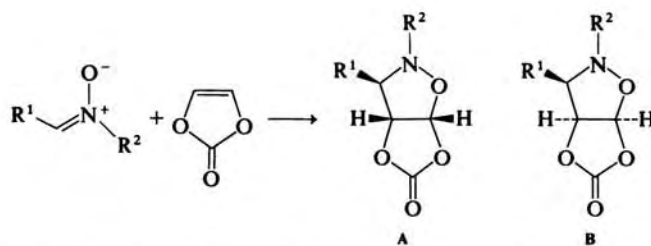
TABLE XIII. ALDEHYDE-DERIVED NITRONES AND ENDOCYCLIC OLEFINS (Continued)

Nitrone	Olefin	Reaction Conditions	Product(s) and Yield(s) (%)	Ref.
		CHCl ₃ , reflux, 4 h	(70)	245
		C ₆ H ₆ , 60°, 4 h	(—)	242
		C ₆ H ₆ , reflux, 15 h	(8)	246
			(24)	
		CHCl ₃ , reflux, 3 d	(75)	245
		THF, reflux, 5 d	(—)	112
		C ₆ H ₆ , reflux, 2 h	(81)	247

TABLE XIII. ALDEHYDE-DERIVED NITRONES AND ENDOCYCLIC OLEFINS (Continued)

Nitrone	Olefin	Reaction Conditions	Product(s) and Yield(s) (%)	Ref.
		CHCl ₃ , reflux, 2 d	 (70)	245
		—	 (96)	202
		—	 (90)	240

B.



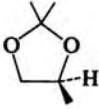
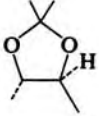
R ¹	R ²	Reaction Conditions	Product(s) and Yield(s) (%)	Ref.
	CH ₃	Neat, 45°, 48 h	A, B (42, 42)	199
"	C ₆ H ₅ CH ₂	Neat, 90°, 72 h	A, B (27, 54)	199
C ₆ H ₅	CH ₃	Neat, 115°, 72 h	A, B (51)	88
	C ₆ H ₅ CH ₂	Neat, 95°, 72 h	A, B (8, 72)	199

TABLE XIII. ALDEHYDE-DERIVED NITRONES AND ENDOCYCLIC OLEFINS (Continued)

C.

R ¹	R ²	Reaction Conditions	Product(s) and Yield(s) (%) (A, B)	Refs
H		C ₆ H ₆ , 25°, 3 h	A (—) ^a	176
C ₆ H ₅	CH ₃	C ₆ H ₆ , 25°, 1 h	A, B (49)	208, 228
"	C ₆ H ₅	CDCl ₃ , 25°, 2 h	A, B (55, 45)	97
C ₆ H ₅ CO	"	CDCl ₃ , 25°, 2 h	B (100)	97

D.

R ¹	R ²	R ³	Reaction Conditions	Product(s) and Yield(s) (%)	Ref.
4-BrC ₆ H ₄	C ₆ H ₅	H	Toluene, 60°, 18 h	A (16)	248
C ₆ H ₅ CO	"	"	Toluene, 60°, 18 h	A, B, C (26, 15, 24)	248
"	"	CH ₃	—	A, C (37, 14)	249
"	"	CH ₂ OH	Toluene, 60°, 15 h	A, C (21, 54)	250
"	"	CH ₂ SH	Toluene, 60°, 15 h	A (64)	250
"	"	C ₂ H ₅	—	A (47)	249
"	"	CH ₂ O ₂ CCH ₃	Toluene, 60°, 15 h	A, C (71, 12)	250
"	"	C ₆ H ₅	Toluene, 60°, 15 h	A, C (38, 40)	250
	CO ₂ C ₄ H ₉ -t	H	CHCl ₃ , 80°, 17 h	A (38) ^b	250

TABLE XIII. ALDEHYDE-DERIVED NITRONES AND ENDOCYCLIC OLEFINS (Continued)

<p>E.</p>				
R ¹	R ²	Reaction Conditions	Yield	Ref.
CH ₃	F	C ₂ H ₅ OH, reflux, 2 d	(35)	251
"	H	C ₂ H ₅ OH, reflux, 2 d	(40)	251
C ₆ H ₅ CH ₂	F	C ₂ H ₅ OH, reflux, 2 d	(24)	251
"	H	C ₂ H ₅ OH, reflux, 2 d	(33)	251



^a The product was isolated as the corresponding diacid.

TABLE XIV. KETONE-DERIVED ACYCLIC NITRONES AND ACETYLENES OR OLEFINS

A.

$$\begin{array}{c} \text{O}^- \\ | \\ \text{R}^1 - \text{C} = \text{N}^+ - \text{R}^3 \\ | \\ \text{R}^2 \end{array} + \text{R}^4\text{C}\equiv\text{CR}^5 \longrightarrow \begin{array}{c} \text{R}^3 \\ | \\ \text{R}^1 - \text{N} - \text{O} \\ | \quad \backslash \\ \text{R}^2 \quad \text{R}^5 \\ \text{R}^4 \end{array} \quad \begin{array}{c} \text{R}^3 \\ | \\ \text{R}^1 - \text{N} - \text{O} \\ | \quad \backslash \\ \text{R}^2 \quad \text{R}^4 \\ \text{R}^5 \end{array}$$

A B

R ¹	R ²	R ³	R ⁴	R ⁵	Reaction Conditions	Product(s) and Yield(s) (%)	Refs.
CO ₂ CH ₃	CH ₃ O ₂ CCH ₂	CH ₃	H	CO ₂ CH ₃	Ether, 25°, 14 d	A, B (41)	219, 113
"	"	"	CO ₂ CH ₃	"	Ether, 0°, 12 h	A (58)	113
"	"	C ₆ H ₅	"	"	—	A (—)	113
"	"	CH ₃	H	CO ₂ C ₂ H ₅	CHCl ₃ , 63°	B (—)	70
		CH ₃	H	"	CHCl ₃ , 63°	B (—)	70

B.

$$\begin{array}{c} \text{O}^- \\ | \\ \text{R}^1 - \text{C} = \text{N}^+ - \text{R}^3 \\ | \\ \text{R}^2 \end{array} + \text{R}^4 - \text{CH} = \text{CH} - \text{R}^5 \longrightarrow \begin{array}{c} \text{R}^3 \\ | \\ \text{R}^1 - \text{N} - \text{O} \\ | \quad \backslash \\ \text{R}^2 \quad \text{R}^5 \\ \text{R}^4 \quad \text{R}^6 \end{array} \quad \begin{array}{c} \text{R}^3 \\ | \\ \text{R}^1 - \text{N} - \text{O} \\ | \quad \backslash \\ \text{R}^2 \quad \text{R}^6 \\ \text{R}^4 \quad \text{R}^5 \end{array}$$

A B

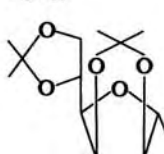
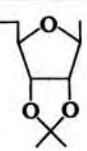






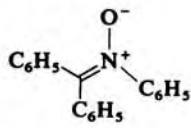
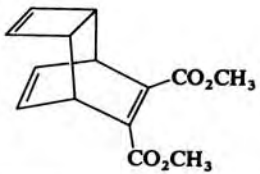
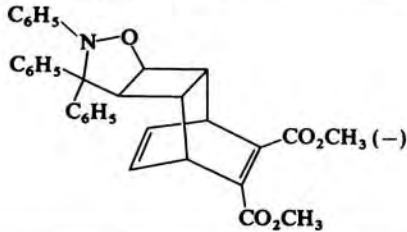
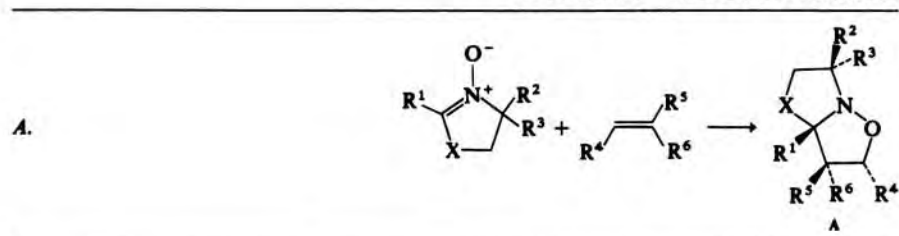
R ¹	R ²	R ³	R ⁴	R ⁵	R ⁶	Reaction Conditions	Product(s) (A, B) and Yield(s) (%)	Ref.
CH ₃	CN	C ₆ H ₁₁	C ₆ H ₅	H	H	Neat, 100°, 12 h	A (79)	75
"	CH ₃		H	CH ₃	CO ₂ CH ₃	Acetone, reflux, 48 h	B (76) ^a	178

TABLE XIV. KETONE-DERIVED ACYCLIC NITRONES AND ACETYLENES OR OLEFINS (Continued)

R ¹	R ²	R ³	R ⁴	R ⁵	R ⁶	Reaction Conditions	Product(s) (A, B) and Yield(s) (%)	Ref.
CH ₃	CH ₃	(C ₆ H ₅) ₃ CO- 	H	CH ₃	CO ₂ CH ₃	Neat, reflux, 130 h	B (91) ^a	204
CO ₂ CH ₃	CO ₂ CH ₃	CH ₃	CO ₂ CH ₃	H	"	—	A (—)	252
"	"	"	"	CO ₂ CH ₃	H	—	A (—)	252
		"	CN	H	"	CHCl ₃ , 63°	A:B = 1:3	70
"	"	"	CO ₂ CH ₃	"	"	CHCl ₃ , 63°	A:B = 1:1	70
"	"	"	H	CH ₃	CO ₂ CH ₃	CHCl ₃ , 63°	A:B = 1:1	70
"	"	"	C ₆ H ₅	H	H	CHCl ₃ , 63°	A (—)	70
"	"	"	C ₆ H ₅ SO ₂	"	"	CHCl ₃ , 63°	B (—)	70
C ₆ H ₅	C ₆ H ₅	"	CH ₃ CO	"	"	C ₆ H ₆ , reflux, 20	A (75)	253
"	"	"		"	"	—	A (—)	254
"	"	"	CO ₂ [(—)-menthyl]	"	"	Neat, 80°, 10 h	A (—)	194
"	"	CH ₃ SCH ₂	CO ₂ CH ₃	"	"	Neat, 85°, 4 h	A (52)	255
"	"	CH ₃ CO(CH ₂) ₂		"	"	—	A (—)	254
"	"	CH ₃ O ₂ C(CH ₂) ₂	CH ₃ CO	"	"	—	A (—)	254
"	"	C ₆ H ₅	CO ₂ CH ₃	"	CO ₂ CH ₃	Toluene, 100°, 23 h	A (54)	208
"	"	"	CO ₂ C ₂ H ₅	CH ₃	H	Neat, 90°	B (80) ^b	81
"	"	"	C ₆ H ₅	H	"	Neat, 100°, 41 h	A (86)	254
"	"			"	"	—	A (—)	254
"	"	C ₆ H ₅ CH ₂	CO ₂ [(—)-menthyl]	"	"	Neat, reflux, 10 h	A (—)	194
Nitrone		Olefin		Reaction Conditions		Product and Yield (%)		Ref.
C.				Toluene, reflux, 10 d			CO ₂ CH ₃ (—)	237

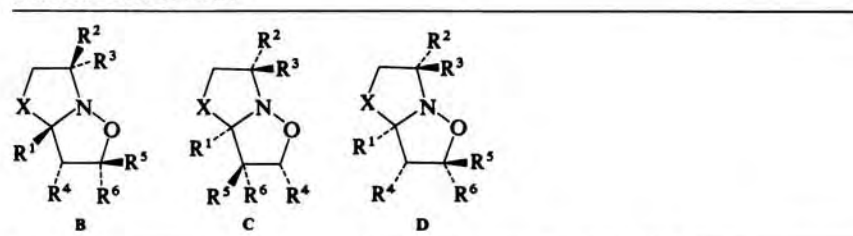
^a The product is a mixture of diastereomers arising from the optically active R² group.^b The carbomethoxy group and the C-5 methyl are *trans* in the product.

TABLE XV. ENDOCYCLIC NITRONES



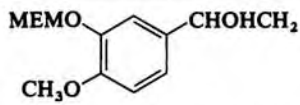
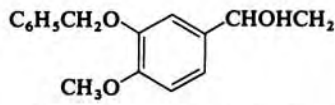
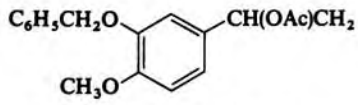
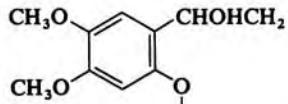
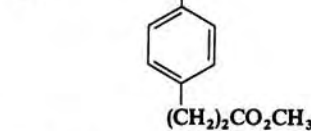
R ¹	R ²	R ³	R ⁴	R ⁵
H	H	H	C ₂ H ₅ O	H
"	"	"	CH ₂ OH	CH ₃ O ₂ C
"	"	"	C ₂ H ₅ O ₂ C	H
"	"	"	<i>n</i> -C ₃ H ₇	"
"	"	"	CO ₂ CH ₃	CO ₂ CH ₃
"	"	"	CH ₃ CHOH	CH ₂ =CH
"	"	"	CO ₂ CH ₃	CH ₂ OH
"	"	"	C ₆ H ₅	H
"	"	"	CO ₂ C ₂ H ₅	"
"	"	"	"	CO ₂ C ₂ H ₅
"	"	"	4-CH ₃ OC ₆ H ₄ CH ₂	H
"	"	"	2-CH ₃ -6-CH ₃ OC ₆ H ₃	"
"	"	"	3,4-(CH ₃ O) ₂ C ₆ H ₃	"
"	"	"	CO ₂ C ₃ H ₇ - <i>n</i>	THPO(CH ₂) ₂
"	"	"	<i>n</i> -C ₃ H ₇ CO	"
"	"	"	"	H
"	"	"		"
"	"	"	CH ₃	"
"	"	"	CH ₂ OH	"
"	"	"	COCH ₃	"
"	"	"	CO ₂ CH ₃	"
"	"	"	"	"
"	"	"	CO ₂ C ₂ H ₅	"
"	"	"	"	CH ₃
"	"	"	<i>n</i> -C ₄ H ₉ O	H
"	"	"	CO ₂ CH ₃	CH ₃ SO ₃ (CH ₂) ₂
"	"	"	C ₆ H ₅	H
"	"	"	H	CO ₂ C ₂ H ₅
"	"	"	THPOCH ₂	H
"	"	"	C ₆ H ₅ CH=CH	"
"	"	"	3,4-(CH ₃ O) ₂ C ₆ H ₃	"
"	"	"	3,4-(CH ₃ O) ₂ C ₆ H ₃ CH=CH ₂	"

AND ACYCLIC OLEFINS



R ⁶	X	Reaction Conditions	Product(s) (A, B, C, D) and Yield(s) (%)	Ref.
H	CH ₂	50°, 23 h, 2 kbar	C (83)	98
"	"	CHCl ₃ , reflux, 12 h	A, C (80)	163
"	"	Neat, 100°, 12 h	D (59)	256
"	"	Neat, 110°	C (72)	159
"	"	CHCl ₃ , reflux, 1 d	A, C (62)	163
"	"	C ₆ H ₆ , reflux	C (70)	257
CH ₃	"	CHCl ₃ , reflux, 12 h	B, D (32)	258
"	"	Neat, 100°, 12 h	C (73)	256
CO ₂ C ₂ H ₅	"	CHCl ₃ , reflux, 1 h	A, C (16, 8)	163
H	"	CHCl ₃ , reflux, 1 d	A, C (90)	163
"	"	Toluene, reflux	C (70)	259
"	"	Toluene, 95°	C (85)	160
"	"	Toluene, reflux, 3 h	A, C (25, 63)	260
"	"	Toluene, reflux, 3 h	B, D (42, 28)	157
"	"	CHCl ₃ , reflux	B, D (88)	157
THPO(CH ₂) ₂	"	CHCl ₃ , reflux, 14 h	B, D (90)	157
3,4-(CH ₃ O) ₂ C ₆ H ₃	"	—	B, D (—)	161
H	(CH ₂) ₂	Toluene, 110°	C (53)	168
"	"	CHCl ₃	A, C (5, 88)	79
"	"	—	C (100)	168
"	"	—	A:C = 18:22	79
"	"	—	C:D = 84:16	168
"	"	Neat, 100°, 24 h	D (73)	79
"	"	Neat, 100°, 12 h	D (85)	256
"	"	Neat, 100°	C (64)	256
"	"	Toluene, 5°, 60 h	B, D (74) ^a	21
"	"	Toluene, reflux	A, C (20, 71)	168
CO ₂ C ₂ H ₅	"	—	A, C (—)	79
H	"	110°	C (66)	256
"	"	Toluene, reflux	A, C (71)	261
"	"	Toluene, reflux, 5 h	A, C (4, 89)	260
"	"	Toluene, reflux, 4 h	A, C (71) ^b	76

TABLE XV. ENDOCYCLIC NITRONES

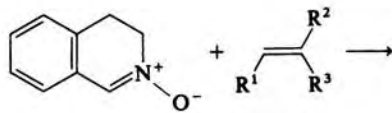
R ¹	R ²	R ³	R ⁴	R ⁵
H	H	H		H
"	"	"		"
"	"	"		"
"	"	"		"
"	"	"		"
"	CO ₂ CH ₃	"	CO ₂ CH ₃	"
"	"	"	C ₆ H ₅	"
"	CH ₃	CH ₃	CONH ₂	"
"	"	"	H	CO ₂ CH ₃
"	"	"	CO ₂ C ₂ H ₅	CH ₃
"	"	"	CH ₃ CO	"
"	"	"	<i>t</i> -C ₄ H ₉ NHCO	H
"	"	"	C ₆ H ₅	CO ₂ CH ₃
"	H	H	CH ₂ OH	"
CH ₃	CH ₃	CH ₃	CN	H
"	"	"	CO ₂ CH ₃	"
"	"	"	H	CN
"	"	"	CN	H
"	"	"	CO ₂ CH ₃	"
H	(CH ₂) ₃ CH(OBDMS)CH ₃	H	<i>n</i> -C ₃ H ₇	"

AND ACYCLIC OLEFINS (Continued)

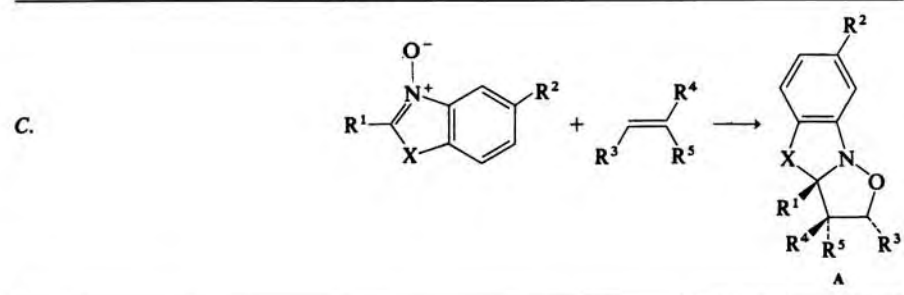
R ⁶	X	Reaction Conditions	Product(s) (A, B, C, D) and Yield(s) (%)	Ref.
H	(CH ₂) ₂	Toluene, reflux, 2.5 h	C (99)	165
"	"	Toluene, reflux, 4 h	C (100)	166
"	"	Toluene, reflux, 4 h	C (100)	166
"	"	Toluene, reflux	C (99)	262
"	CH ₂	CH ₂ Cl ₂ , 25°, 2 h	A:C = 85:15	263
"	(CH ₂) ₃	Neat, 110°, 12 h	C (61)	256
"	CH ₂	Neat, 25°, 2 d	A, C (89)	98
CH ₃	"	Neat, 25°, 2 d	B, D (94)	98
H	"	Neat, 100°, 6 h	B, D (78)	98
CH ₃	"	Neat, 100°, 12 h	B, D (63)	98
H	"	Neat, 25°, 2 d	A, C (86)	98
"	"	Neat, 100°, 3 h	A, C (84)	98
"	(CH ₃ O) ₂ C	CHCl ₃ , 45°	C (86)	164
"	O	CH ₂ Cl ₂ , 25°, 24 h	(A + C), (B + D) (20, 61)	264
"	"	CH ₂ Cl ₂ , 25°, 16 h	(A + C), B, D (39, 32, 16)	264
Cl	CH ₂	Hexane, reflux, 2.5 d	B, D (52)	265
H	"	Neat, 25°, 2.25 d	A, C (49)	264
"	"	Neat, reflux, 3.3 d	(A + C), (B + D) (45, 27)	264
"	(CH ₂) ₂	CHCl ₃ , 48°, 135 h	C (—)	80

TABLE XV. ENDOCYCLIC NITRONES

B.

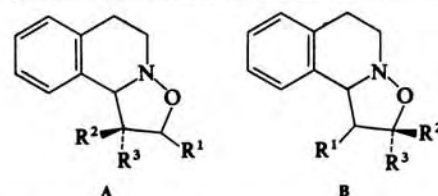


R ¹	R ²	R ³
CN	H	H
CO ₂ CH ₃	"	"
CO ₂ C ₂ H ₅	"	"
H	CH ₃	CO ₂ CH ₃
CO ₂ CH ₃	H	"
"	CO ₂ CH ₃	H
CO ₂ C ₂ H ₅	CH ₃	"
H	C ₂ H ₅ O	C ₂ H ₅ O
CO ₂ C ₂ H ₅	CH ₃	CH ₃
C ₆ H ₅	H	H
"	C ₆ H ₅	C ₆ H ₅

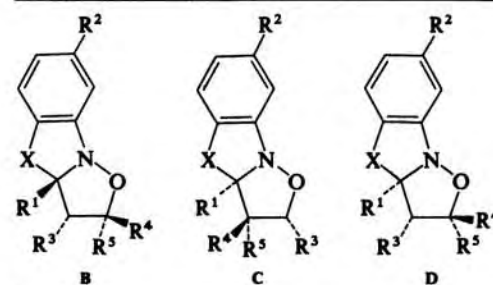


R ¹	R ²	R ³	R ⁴	R ⁵
C ₆ H ₅	H	CO ₂ C ₂ H ₅	H	H
"	"	C ₆ H ₅	"	"
"	"	n-C ₄ H ₉	"	"
"	"	CO ₂ C ₂ H ₅	CO ₂ C ₂ H ₅	"
H	<i>t</i> -C ₄ H ₉	CN	CN	"
"	"	CO ₂ CH ₃	H	CO ₂ CH ₃
"	"	"	CO ₂ CH ₃	H

AND ACYCLIC OLEFINS (Continued)

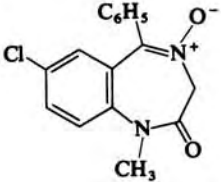


Reaction Conditions	Product(s) and Yield(s) (%)	Refs.
—	A:B = 20:80	68
Neat, 0°	A (—)	81, 68
Neat, 4 h	A (99)	81
Neat, 80°, 24 h	B (100)	81
C ₆ H ₆ , 25°, 24 h	A (96) ^c	208
CHCl ₃ , 25°, 46 h	A (97) ^d	208
Toluene, 85°, 3 h	B (79) ^e	81
Toluene, 100°, 15 h	B (98)	192
Neat, 100°, 4 d	B (93)	81
Neat, 95°, 22 h	A (82)	256
		192
Neat, 98°, 21 h	B (86)	77



X	Reaction Conditions	Product(s) and Yield(s) (%)	Ref.
CO	Neat, 99°, 4 h	A, C (93)	72
"	Neat, 90°, 15 h	A, C (81)	72
"	Neat, 90°, 21 h	A, C (42)	72
"	Neat, 90°, 1.6 d	A, C (86)	72
(CH ₃) ₂ C	C ₆ H ₆ , 25°, 2 h	D (79)	266
"	C ₆ H ₆ , 75°, 0.25 h	D (85)	266
"	C ₆ H ₆ , 65°, 0.25 h	D (90)	266

TABLE XV. ENDOCYCLIC NITRONES

Nitrone	Olefin	Reaction Conditions
	Methyl methacrylate	Neat, reflux, 2 h
	Methyl crotonate	Neat, reflux, 2 h
	$\text{CH}_2=\text{CHCO}_2\text{R}$ $\text{R}=\text{CH}_3, \text{C}_2\text{H}_5$	Neat, reflux, 2 h

^a The isoxazolidine product spontaneously cyclizes to its intramolecular *N*-alkylation product.

^b The starting olefins and products are a mixture of *E* and *Z* isomers (ratio 9:5).

^c The two carbomethoxy groups in the product are *cis* to each other and *trans* to the angular methine hydrogen.

^d The C-4 carbomethoxy group is *trans* to the angular methine hydrogen and *trans* to the C-5 carbomethoxy group.

^e The C-4 carbomethoxy group is *trans* to the angular methine hydrogen and *trans* to the C-5 methyl group.

AND ACYCLIC OLEFINS (Continued)

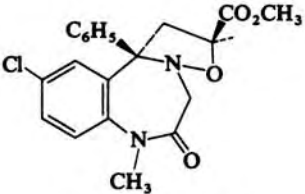
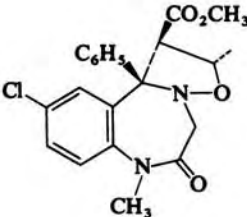
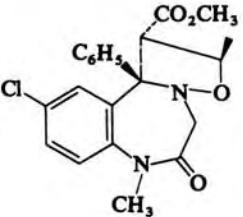
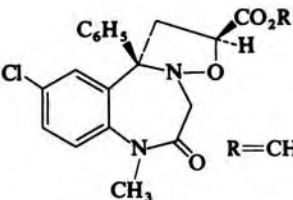
Product(s) and Yield(s) (%)	Ref.
 (70)	267
 (37) +  (37)	267
 $\text{R}=\text{CH}_3$ (64), $\text{R}=\text{C}_2\text{H}_5$ (60)	267

TABLE XVI. ENDOCYCLIC NITRONES AND ENDOCYCLIC OLEFINS

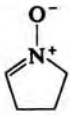

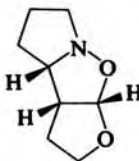
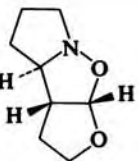

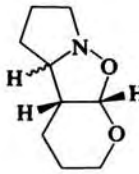
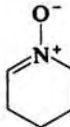
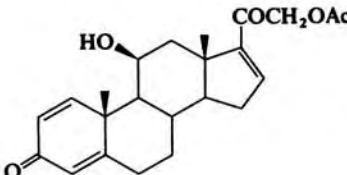
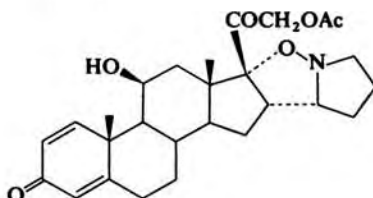
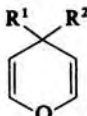
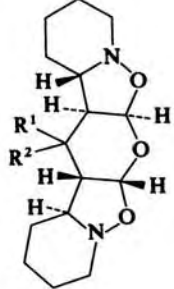
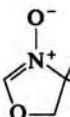
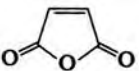
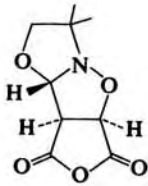
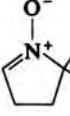

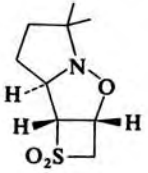


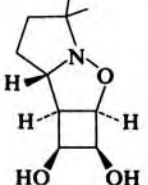
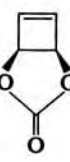
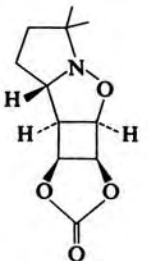
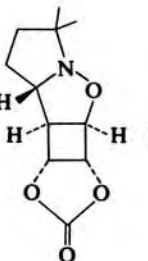
Nitrone	Olefin	Reaction Conditions	Product(s) and Yield(s) (%)	Ref.
		Xylene, reflux, 1 h	 (3) +  (92)	268
		C ₆ H ₆ , 40°, 1 h	 (28)	102 268
		C ₂ H ₅ OH, reflux, 1 d	 (43)	251
	 R ¹ = R ² = H R ¹ , R ² = C=O	—	 R ¹ = R ² = H (70) R ¹ , R ² = C=O (65)	269
		CDCl ₃ , 23°, 12 h	 (—)	270
		Ether, 25°, 2 d	 (85)	213
		C ₆ H ₆ , 25°	 (87)	244
		C ₆ H ₆ , 25°	 (8) +  (65)	244

TABLE XVI. ENDOCYCLIC NITRONES AND ENDOCYCLIC OLEFINS (Continued)

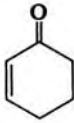
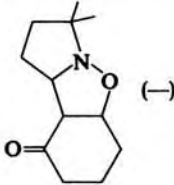
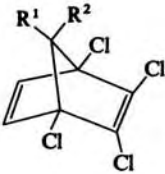
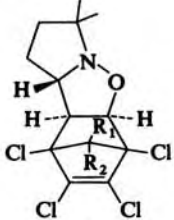
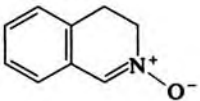

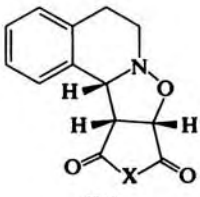
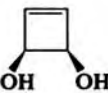
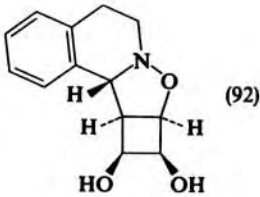
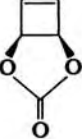
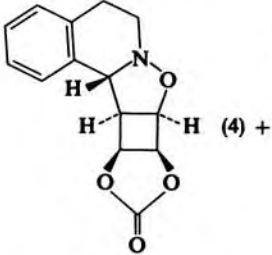
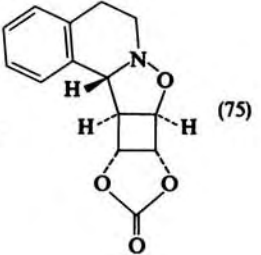

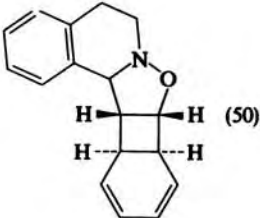
Nitrone	Olefin	Reaction Conditions	Product(s) and Yield(s) (%)	Ref.
		Neat, 100°, 6 h	 (—)	98
		C_6H_6 , 25°, 24 h		235
	$R^1 = R^2 = H$	"	(87)	235
	$R^1 = H, R^2 = Cl$	"	(74)	235
	$R^1 = R^2 = Cl$	"	(90)	235
		C_6H_6 , 20°, 15 h		208
	$\frac{X}{O}$	C_6H_5N , 20°, 15 h	(82)	208
		C_6H_6 , 25°	 (92)	244
		"	 (4) +  (75)	244
		Neat, 65°, 26 h	 (50)	237 222

TABLE XVI. ENDOCYCLIC NITRONES AND ENDOCYCLIC OLEFINS (Continued)

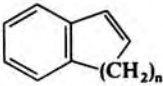
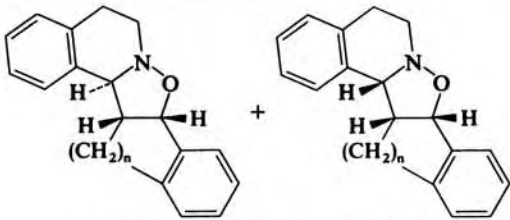
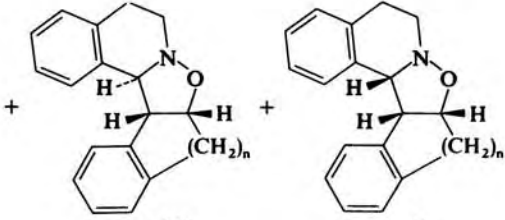
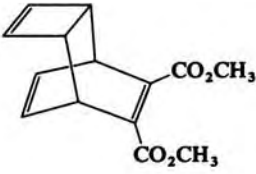
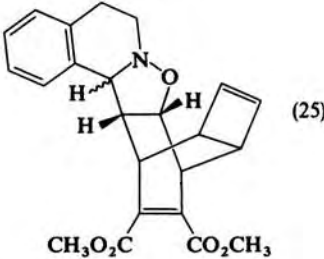
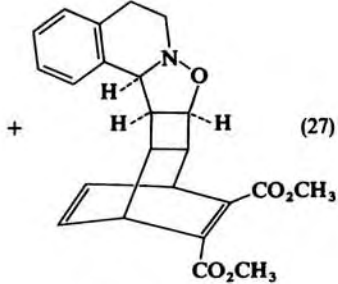
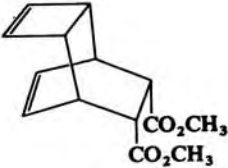
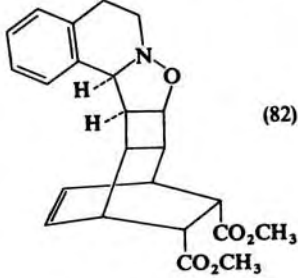
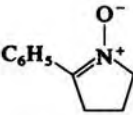
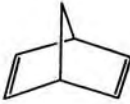
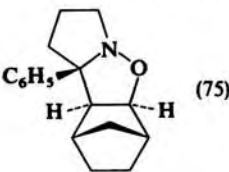
Nitrone	Olefin	Reaction Conditions	Product(s) and Yield(s) (%)	Ref.
	 $n = 1, 2$	Neat, 85°, 15 h	 $n = 1$ (50) $n = 1$ (4) $n = 2$ (7) $n = 2$ (0)	222
			 $n = 1$ (32) $n = 1$ (4) $n = 2$ (84) $n = 2$ (0)	
		C_6H_6 , reflux, 5 h	 (25)	237
			 (27)	
		C_6H_6 , reflux, 18 h	 (82)	237
		Toluene, reflux, 4 d	 (75)	235

TABLE XVI. ENDOCYCLIC NITRONES AND ENDOCYCLIC OLEFINS (*Continued*)

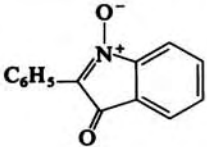

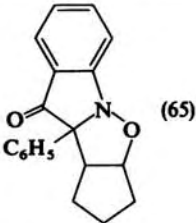
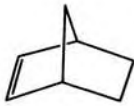
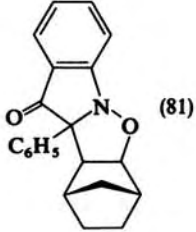
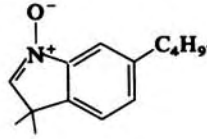
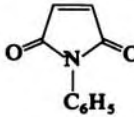
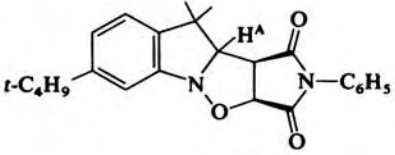
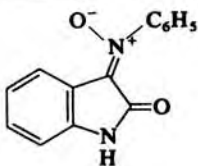
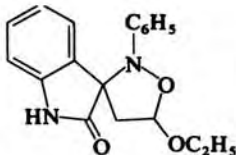
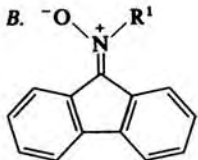
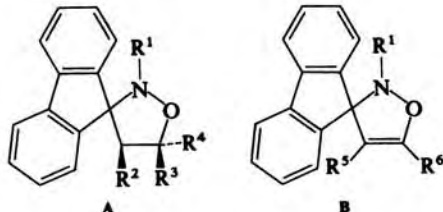
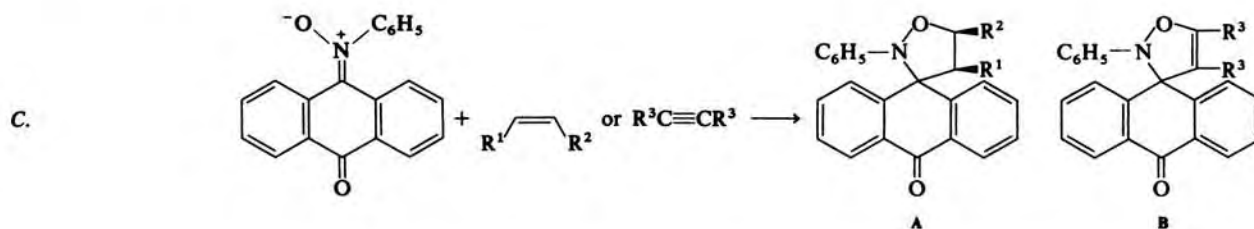
Nitrone	Olefin	Reaction Conditions	Product(s) and Yield(s) (%)	Ref.
		Neat, 80°, 40 h	 (65)	72
		C ₆ H ₆ , 80°, 1.75 d	 (81)	72
		C ₆ H ₆ , 25°, 1 h	 H ^A - <i>cis</i> (70) 266 H ^A - <i>trans</i> (21)	

TABLE XVII. EXOCYCLIC NITRONES AND DIPOLAROPHILES

Nitrone	Dipolarophile	Reaction Conditions	Product(s) and Yield(s) (%)	Ref.
A.				
	$C_2H_5OCH=CH_2$	Neat, reflux, 8 h	 (99)	90
	$C_2H_5OCH=CH_2$			
<u>R¹</u>				
C_6H_5		Neat, 25°, 48 h	(99)	90
4-BrC ₆ H ₄		Neat, room temp, 24 h	(—)	271
4-ClC ₆ H ₄		Neat, room temp, 24 h	(—)	271
4-FC ₆ H ₄		Neat, room temp, 24 h	(—)	271
4-O ₂ NC ₆ H ₄		Neat, room temp, 75 min	(—)	271
4-CH ₃ C ₆ H ₄		Neat, room temp, 3 d	(—)	271
4-CH ₃ CO ₂ C ₆ H ₄		Neat, room temp, 24 h	(—)	271
	$CH_2=CHSO_2C_6H_5$	CHCl ₃ , 70°, 2 d	 (—)*	87

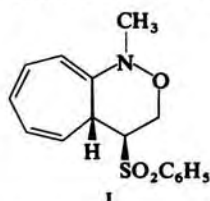
TABLE XVII. EXOCYCLIC NITRONES AND DIPOLAROPHILES (Continued)

Nitrone	Dipolarophile	Reaction Conditions	Product(s) and Yield(s) (%)	Ref.				
	$\text{CH}_2=\text{CHOC}_2\text{H}_5$	Neat, 100°, 15 h	 (99)	90				
B. 	$\text{R}^2-\text{CH}=\text{CH}-\text{R}^4$ or $\text{R}^5\text{C}\equiv\text{CR}^6$							
R^1	R^2	R^3	R^4	R^5	R^6			
CH_3	CN	H	H	—	—	Neat, reflux, 1 h	A (50)	85
"	CO_2CH_3	"	"	—	—	C_6H_6 , reflux, 2 h	A (64) ^b	272
"	"	"	"	—	—	Neat, reflux, 5.5 h	A (41)	85
"	"	CO_2CH_3	"	—	—	Xylene, reflux, 2 d	A (42)	272
"	"	H	CO_2CH_3	—	—	Xylene, reflux, 3 d	A (18)	272
"	—	—	—	CO_2CH_3	CO_2CH_3	CHCl_3 , 25°, 17 h	B (80)	85
"	—	—	—	CO_2CH_3	CO_2CH_3	C_6H_6 , reflux, 2 h	B (65)	272
"	—	—	—	CO_2H	C_6H_5	Xylene, reflux, 1 h	B (24)	85
"	$-\text{CON}(\text{C}_6\text{H}_5)\text{CO}-$	H	H	—	—	Xylene, reflux, 4 h	A (67)	85
C_2H_5	CO_2CH_3	H	H	—	—	C_6H_6 , reflux, 2 h	A (38)	272
"	—	—	—	CO_2CH_3	CO_2CH_3	C_6H_6 , reflux, 2 h	B (36)	272
<i>i</i> - C_3H_7	—	—	—	CO_2CH_3	CO_2CH_3	C_6H_6 , reflux, 2 h	B (81)	272



R^1	R^2	R^3	Reaction Conditions	Product(s) and Yield(s) (%)	Ref.
CN	H	—	Neat, reflux, —	A (80)	85
CO_2CH_3	H	—	Neat, reflux, —	A (60)	85
—	—	CO_2CH_3	CHCl_3 , 25°, 1 d	B (85)	85
$-\text{CON}(\text{C}_6\text{H}_5)\text{CO}-$	—	—	—	A (85)	85

^a The product was seen by NMR but could not be isolated. Instead a 45% yield of I was obtained:



^b The regioisomer was also obtained in 16% yield.

TABLE XVIII. ENDOCYCLIC NITRONES AND ACETYLENES

A.										
R^1	R^2	R^3	R^4	R^5	R^6	R^7	Reaction Conditions	Product(s) and Yield(s) (%)	Ref.	
H	CH ₃	CH ₃	H	H	CO ₂ CH ₃	CO ₂ CH ₃	CH ₂ Cl ₂ , 0°, 0.5 h	A (80)	273	
"	C ₆ H ₅	H	CON(C ₂ H ₅) ₂	CH ₃	H	"	CH ₂ Cl ₂ , 25°, 24 h	A:B = 1:1	274	
"	"	"	"	"	CO ₂ CH ₃	"	CHCl ₃ , 25°, 4 h	A (69)	274	
R ¹ , R ² = (CH ₂) ₆	"	"	"	"	H	"	CH ₂ Cl ₂ , reflux, 48 h	A:B = 13:87	274	
"	"	"	"	"	CO ₂ CH ₃	"	CHCl ₃ , 25°, 24 h	A (72)	274	
CH ₃	C ₆ H ₅	"	"	"	H	"	CH ₂ Cl ₂ , reflux, 24 h	A:B = 14:84	274	
"	"	"	"	"	CO ₂ CH ₃	"	CHCl ₃ , 25°, 24 h	A (82)	274	
"	"	"	CON(CH ₂) ₄	C ₆ H ₅	"	"	CHCl ₃ , 25°, 24 h	A (75)	274	
B.										
R^1	R^2	R^3	X	Reaction Conditions		Product(s) and Yield(s) (%)		Ref.		
CH ₃	CO ₂ CH ₃	CO ₂ CH ₃	O	CH ₂ Cl ₂ , 25°, 5 h		A (98)		264		
"	C ₆ H ₅	CN	"	CH ₂ Cl ₂ , 45°, 24 h		B (95)		264		
"	"	CO ₂ CH ₃	"	CH ₂ Cl ₂ , 35°, 24 h		B (74)		264		
"	"	CN	CH ₂	C ₆ H ₆ , reflux, 40 h		B (95)		264		
"	"	CO ₂ CH ₃	"	C ₆ H ₆ , reflux, 32 h		B (94)		264		
C ₂ H ₅	CO ₂ CH ₃	"	O	CH ₂ Cl ₂ , 25°, 5 h		A (93)		264		
"	C ₆ H ₅	CN	"	CH ₂ Cl ₂ , 25°, 48 h		B (90)		264		
"	"	CO ₂ CH ₃	"	CH ₂ Cl ₂ , 25°, 48 h		B (73)		264		
C.										
R^1	R^2	Reaction Conditions		Product(s) and Yield(s) (%)		Ref.				
H	CN	—		B (100)		68				
"	CO ₂ CH ₃	—		B (100)		68				
CH ₃	"	20°, 10 d		B (—)		275				
H	C ₆ H ₅	—		A (—)		275				

TABLE XVIII. ENDOCYCLIC NITRONES AND ACETYLENES (*Continued*)

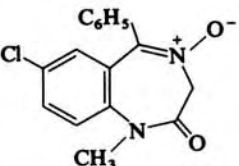
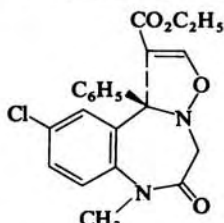
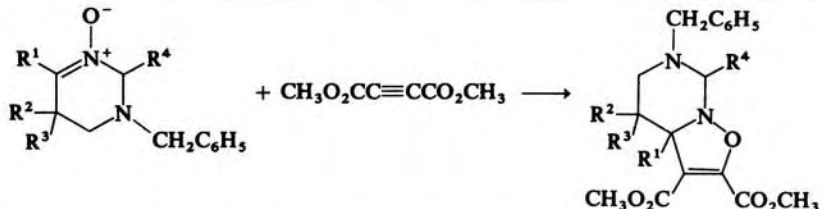
Nitrone	Acetylene	Reaction Conditions	Product(s) and Yield(s) (%)	Ref.		
D.						
	$\text{HC}\equiv\text{CCO}_2\text{C}_2\text{H}_5$	THF, reflux, 18 h	 (32)	276		
E.						
						
R^1	R^2	R^3	R^4	Reaction Conditions	Yield (%)	Ref.
$i\text{-C}_3\text{H}_7$	CH_3	CH_3	H	CHCl_3 , reflux, 4 h	(79)	277
"	"	"	C_6H_5	CHCl_3 , reflux, 4 h	(53)	277
$\text{C}_6\text{H}_5\text{CH}_2$	C_6H_5	H	H	CHCl_3 , reflux, 4 h	(75)	277

TABLE XIX. MISCELLANEOUS REACTIONS OF NITRONES AND DIPOLAROPHILES

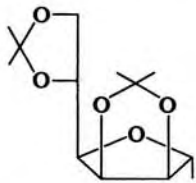
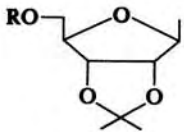
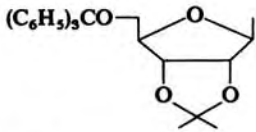
$\text{R}^1\text{C}(\text{R}^2)=\text{N}^+\text{O}^-\text{R}^3 + \text{CH}_2=\text{CH}_2 \longrightarrow \begin{matrix} \text{R}^3 \\ \\ \text{R}^1\text{---N} \\ \\ \text{R}^2 \end{matrix} \quad \begin{matrix} \text{R}^3 \\ \\ \text{R}^1\text{---N} \\ \\ \text{R}^2 \end{matrix}$ <div style="display: flex; justify-content: space-around; width: 100%;"> A B </div>					
R ¹	R ²	R ³	Reaction Conditions	Product(s) and Yield(s) (%)	Ref.
CO ₂ CH ₃	H		CHCl ₃ , 75°, 17 h/65 kbar	A, B (92)	278
(CH ₃ O) ₂ PO	"	"	CHCl ₃ , 75°, 16 h/65 kbar	A, B (61, 20)	279
(C ₂ H ₅ O) ₂ PO	"	"	CHCl ₃	A, B (60, 20)	279
CO ₂ C ₄ H ₉ - <i>t</i>	"	"	CHCl ₃ , 75°, 17 h/65 kbar	A, B (93)	278
"	"	"	CHCl ₃ , 80°, 17 h	A, B (70, 21)	280
CO ₂ CH ₂ C ₆ H ₅	"	"	CHCl ₃ , 75°, 17 h/65 kbar	A, B (86)	278
CO ₂ C ₄ H ₉ - <i>t</i>	"		CHCl ₃ , 80°, 17 h/65 kbar	R = H, A, B (25, 62) R = (C ₆ H ₅) ₃ C, A, B (78)	280 278
CH ₃	CH ₃	R = H, (C ₆ H ₅) ₃ C 	—	A, B (91)	204
4-O ₂ NC ₆ H ₄ CO	H	C ₆ H ₅	CHCl ₃ /C ₆ H ₆ , 20°, 8 h	A, B (90)	72
C ₆ H ₅ CO	"	"	CHCl ₃ /C ₆ H ₆ , 20°, 8 h	A, B (79)	72

TABLE XIX. MISCELLANEOUS REACTIONS OF NITRONES AND DIPOLAROPHILES (Continued)

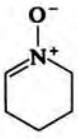
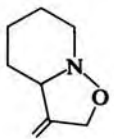
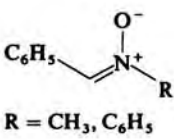
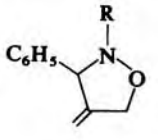
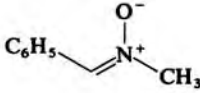
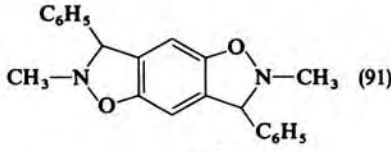
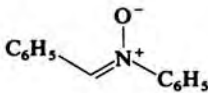
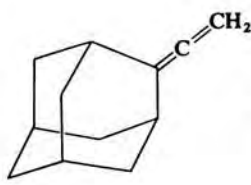
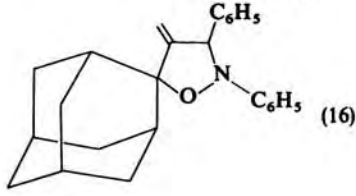
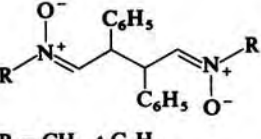
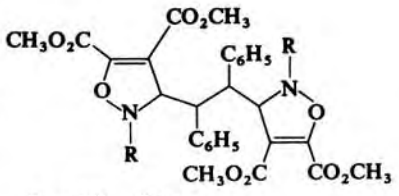
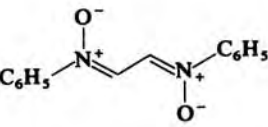
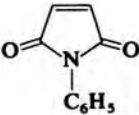
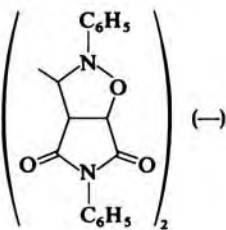
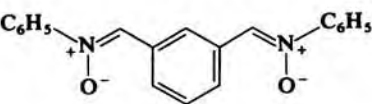
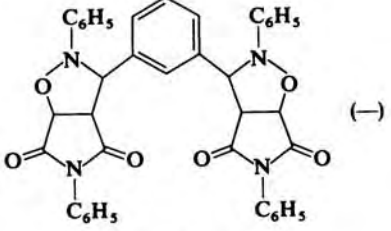
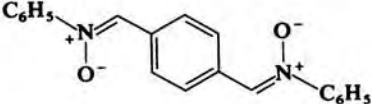
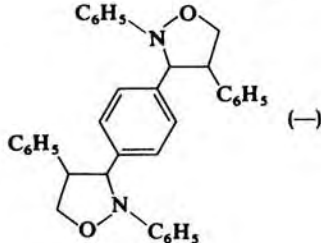
Nitron	Dipolarophile	Reaction Conditions	Product(s) and Yield(s) (%)	Ref.
	$\text{CH}_2=\text{C}=\text{CH}_2$	—	 (—)	79
140  $\text{R} = \text{CH}_3, \text{C}_6\text{H}_5$	"	$72^\circ, 60 \text{ h}$	 $\text{R} = \text{CH}_3$ (60) $\text{R} = \text{C}_6\text{H}_5$ (22)	82
	1,4-Dibenzynes	—	 (91)	281
		Toluene, reflux, 15 h	 (16)	282
 $\text{R} = \text{CH}_3, t\text{-C}_4\text{H}_9$	$\text{CH}_3\text{O}_2\text{CC}\equiv\text{CCO}_2\text{CH}_3$	$\text{C}_2\text{H}_5\text{OH}, 60^\circ, 0.5 \text{ h}$ ($\text{R} = \text{CH}_3$) Neat, $80^\circ, 1 \text{ h}$ ($\text{R} = t\text{-C}_4\text{H}_9$)	 $\text{R} = \text{CH}_3$ (90) $\text{R} = t\text{-C}_4\text{H}_9$ (55)	283
		DMF, $110^\circ, 1.5 \text{ h}$	 (—)	284
141 	"	DMF, $110^\circ, 1.5 \text{ h}$	 (—)	284
	$\text{C}_6\text{H}_5\text{CH}=\text{CH}_2$	DMF, $110^\circ, 1.5 \text{ h}$	 (—)	284

TABLE XIX. MISCELLANEOUS REACTIONS OF NITRONES AND DIPOLAROPHILES (Continued)

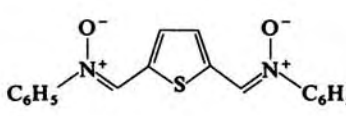
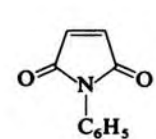
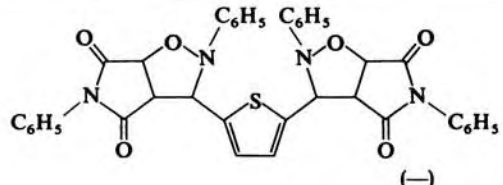
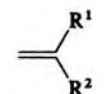
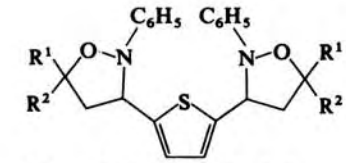
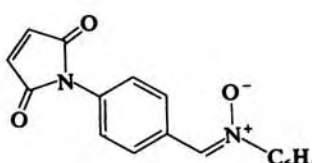
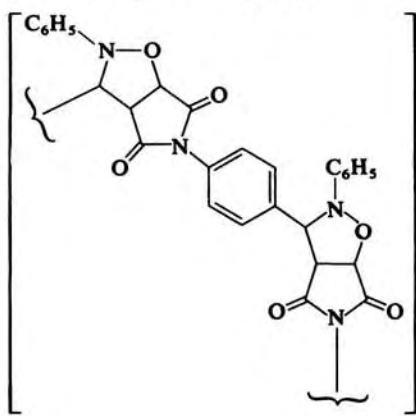
Nitron	Dipolarophile	Reaction Conditions	Product(s) and Yield(s) (%)	Ref.
		THF, heat	 (—)	285
	 $R^1 = \text{CH}_2\text{OH}, R^2 = \text{H}$ $R^1 = \text{CO}_2\text{CH}_3, R^2 = \text{H}$ $R^1 = \text{CO}_2\text{CH}_3, R^2 = \text{CH}_3$	"	 $R^1 = \text{CH}_2\text{OH}, R^2 = \text{H}$ (—) $R^1 = \text{CO}_2\text{CH}_3, R^2 = \text{H}$ (—) $R^1 = \text{CO}_2\text{CH}_3, R^2 = \text{CH}_3$ (—)	285
		DMF, 100°, 10 min	 (91)	286

TABLE XX. INTRAMOLECULAR CYCLOADDITIONS OF *N*-ALKENYL SUBSTRATES


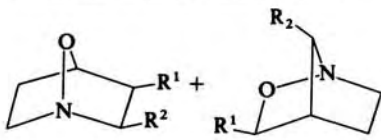
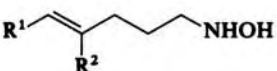
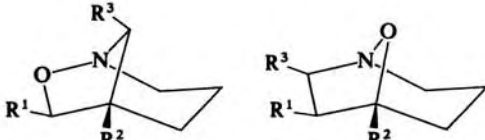
Hydroxylamine	Aldehyde	Reaction Conditions	Product(s) and Yield(s) (%)	Ref.
 <div> <div>R¹</div> <div>R²</div> </div>	R ² CHO		 <div> <div>(87)</div> <div>(—)</div> </div> <div> <div>(76)</div> <div>(—)</div> </div> <div> <div>(85)</div> <div>(—)</div> </div> <div> <div>(56)</div> <div>(9)</div> </div>	120 143 143 143
 <div> <div>R¹</div> <div>R²</div> <div>R³</div> </div>	R ³ CHO		 <div> <div>(47)</div> <div>(23)</div> </div> <div> <div>(10)</div> <div>(77)</div> </div> <div> <div>(0)</div> <div>(82)</div> </div> <div> <div>(95)</div> <div>(0)</div> </div> <div> <div>(69)</div> <div>(0)</div> </div> <div> <div>(87)</div> <div>(0)</div> </div> <div> <div>(95)</div> <div>(0)</div> </div>	143 143 143 143 143 143 143

TABLE XX. INTRAMOLECULAR CYCLOADDITIONS OF *N*-ALKENYL SUBSTRATES (Continued)

Hydroxylamine	Aldehyde	Reaction Conditions	Product(s) and Yield(s) (%)	Ref.										
	CH ₂ O	Toluene, reflux, 3 d	(—)	101										
	CH ₂ O	Toluene, reflux	(54)	101										
	CH ₂ O	1. Toluene, 0° 2. reflux, 24 h	(50)* (20)	287										
	R ¹ CHO	<table><tr><th>R¹</th><th>n</th></tr><tr><td>H</td><td>1</td></tr><tr><td>C₆H₅</td><td>1</td></tr><tr><td>H</td><td>2</td></tr><tr><td>C₆H₅</td><td>2</td></tr></table> C ₆ H ₆ , 90°, 4 d Toluene, 125°, 2 d C ₆ H ₆ , 80°, 5 d Toluene, 125°, 2 d	R ¹	n	H	1	C ₆ H ₅	1	H	2	C ₆ H ₅	2	(23) (67) (49) (59)	131 131 131 131
R ¹	n													
H	1													
C ₆ H ₅	1													
H	2													
C ₆ H ₅	2													
	(CH ₂ O) _n	Toluene, reflux	(70)	149										
	(CH ₂ O) _n	Toluene, reflux, 3 h	(68) + (23)	143										
	C ₆ H ₅ CHO	1. Nitron formation 2. Xylene, reflux, 11 h	(95)	131										

* The yield is based on a three-step sequence starting with sodium cyanoborohydride reduction of the corresponding oxime.

TABLE XXI. INTRAMOLECULAR CYCLOADDITIONS OF CYCLIC NITRONES

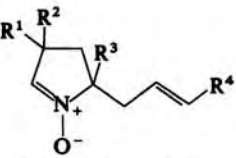
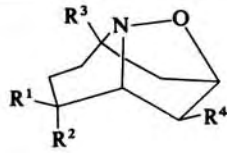
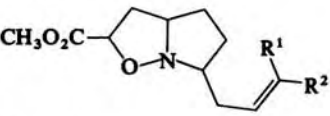
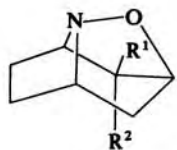
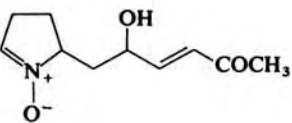
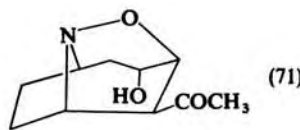
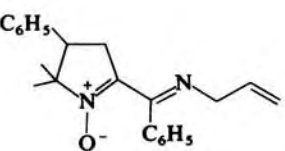
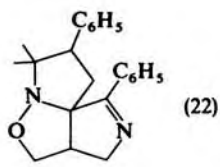
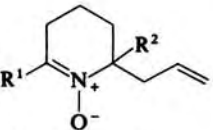
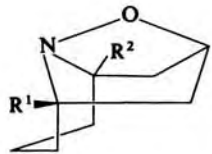
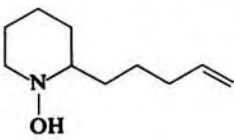
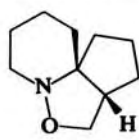
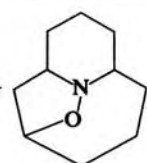
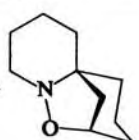
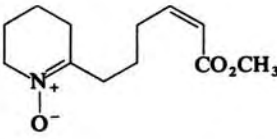
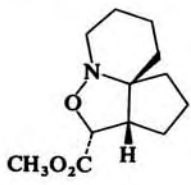
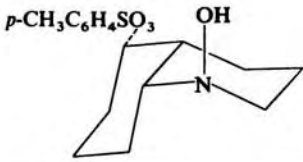
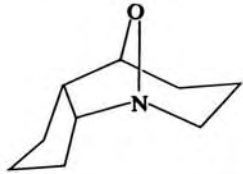
Substrate	Reaction Conditions	Product(s) and Yield(s)	Ref.																								
																											
<table><tr><th>R¹</th><th>R²</th><th>R³</th><th>R⁴</th></tr><tr><td>H</td><td>H</td><td>H</td><td>H</td></tr><tr><td>H</td><td>H</td><td>H</td><td>H</td></tr><tr><td>H</td><td>H</td><td>H</td><td>CO₂CH₃</td></tr><tr><td>H</td><td>H</td><td>H</td><td>CO₂CH₃</td></tr><tr><td>CH₃</td><td>CH₃</td><td>CH₃</td><td>H</td></tr></table>	R ¹	R ²	R ³	R ⁴	H	H	H	H	H	H	H	H	H	H	H	CO ₂ CH ₃	H	H	H	CO ₂ CH ₃	CH ₃	CH ₃	CH ₃	H	Toluene, reflux ^a Toluene, reflux, 6 h ^a Toluene, reflux ^a Toluene, reflux ^a Xylene, reflux ^b	(—) (—) (4.3) (10) (20)	151 152 152 153 150
R ¹	R ²	R ³	R ⁴																								
H	H	H	H																								
H	H	H	H																								
H	H	H	CO ₂ CH ₃																								
H	H	H	CO ₂ CH ₃																								
CH ₃	CH ₃	CH ₃	H																								
																											
<table><tr><th>R¹</th><th>R²</th></tr><tr><td>H</td><td>CN</td></tr><tr><td>H</td><td>CO₂CH₃</td></tr><tr><td>CN</td><td>H</td></tr></table>	R ¹	R ²	H	CN	H	CO ₂ CH ₃	CN	H	Xylene, reflux, 18 h Xylene, reflux Xylene, reflux, 8 h	(56) (40) (—)	152 152 152																
R ¹	R ²																										
H	CN																										
H	CO ₂ CH ₃																										
CN	H																										
	C ₆ H ₆ , 45°		257																								
	Ether, reflux, 20 h		46																								
																											
<table><tr><th>R¹</th><th>R²</th></tr><tr><td>H</td><td>CH₃</td></tr><tr><td>H</td><td><i>n</i>-C₅H₁₁</td></tr><tr><td><i>n</i>-C₅H₁₁</td><td>H</td></tr></table>	R ¹	R ²	H	CH ₃	H	<i>n</i> -C ₅ H ₁₁	<i>n</i> -C ₅ H ₁₁	H	— ^c CHCl ₃ , reflux, 1 h Toluene, reflux, 14 h	(—) (66) (—)	288 154 154																
R ¹	R ²																										
H	CH ₃																										
H	<i>n</i> -C ₅ H ₁₁																										
<i>n</i> -C ₅ H ₁₁	H																										

TABLE XXI. INTRAMOLECULAR CYCLOADDITIONS OF CYCLIC NITRONES (*Continued*)

Substrate	Reaction Conditions	Product(s) and Yield(s)	Ref.
	1. HgO 2. Toluene, reflux, 3 h	 (64) +  (7) +  (1.4)	289
	CH ₃ OH, room temp, 4.5 h	 (51)	290
	NaH, styrene, THF, heat, 24 h		30

^a The starting nitronaheptane was formed by reduction and cyclization of the corresponding nitroacetaldehyde.

^b The starting nitronaheptane was formed by mercuric oxide oxidation followed by a [3, 3] sigmatropic rearrangement.

^c The starting nitronaheptane was generated by oxidation of the corresponding hydroxylamine with palladium metal.

TABLE XXII. INTRAMOLECULAR CYCLOADDITIONS OF C-ALKENYL SUBSTRATES

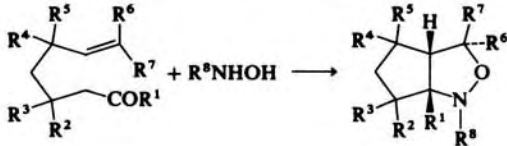
Substrate	Hydroxylamine	Reaction Conditions	Product(s) and Yield(s) (%)	Ref.						
<div></div>										
R ¹	R ²	R ³	R ⁴	R ⁵	R ⁶	R ⁷	R ⁸			
H	H	H	H	H	H	H	CH ₃	Toluene, reflux	(41)	8
H	H	H	H	H	H	H	CH ₃	—	(—)	119
H	H	H	H	H	H	H	C ₂ H ₅	Toluene, reflux	(42)	8
H	H	H	H	H	H	H	<i>i</i> -C ₃ H ₇	Toluene, reflux	(44)	8
H	H	H	H	H	CH ₃	H	CH ₃	Toluene, reflux	(42)	8
H	H	H	H	H	CH ₃	H	CH ₃	—	(—)	120
H	H	H	H	H	H	CH ₃	CH ₃	—	(—)	120
H	H	H	H	H	H	CH ₃	CH ₃	Toluene, reflux	(55)	8
CH ₃	H	H	H	H	H	H	CH ₃	Toluene, reflux	(80)	8
H	H	H	H	H	H	CH ₃	C ₂ H ₅	Toluene, reflux	(77)	8
CO ₂ CH ₃	H	H	H	H	H	H	CH ₃	—	(—)	291
H	CH ₃	H	H	H	CH ₃	CH ₃	CH ₃	Toluene, reflux	(55)	8
CO ₂ CH ₃	H	H	CH ₃	CH ₃	H	H	CH ₃	1. CH ₂ Cl ₂		291
								2. Toluene, reflux	(83)	
H	C ₆ H ₅	CH ₃	H	H	H	H	CH ₃	C ₂ H ₅ OH, pyridine, reflux, 24 h	(57)	125
H	C ₆ H ₅	SCH ₃	H	H	H	H	CH ₃	C ₂ H ₅ OH, pyridine, reflux, 24 h	(62)	125

TABLE XXII. INTRAMOLECULAR CYCLOADDITIONS OF C-ALKENYL SUBSTRATES (Continued)

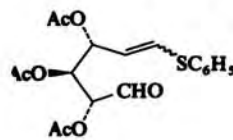
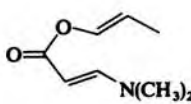

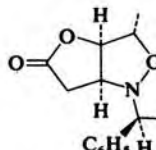
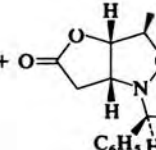
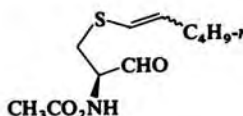
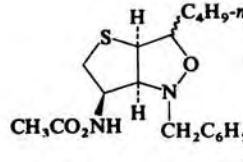
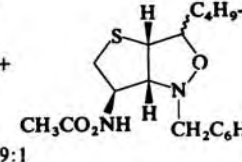
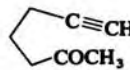
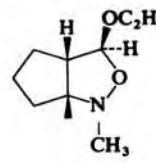
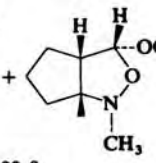
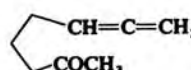
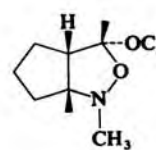
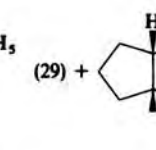
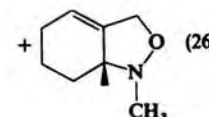
R ¹	R ²	R ³	R ⁴	R ⁵	R ⁶	Reaction Conditions	Yield A (%)	Yield B (%)	Ref.
OH	H	—OC(CH ₃) ₂ O—	H	H	CH ₃	CH ₃ OH, reflux, 20 min	(—)	(84)	292
OAc	H	OAc	H	OAc	CH ₃	C ₂ H ₅ OH, pyridine	(50)	(—)	126
H		—OC(CH ₃) ₂ O—	H	OBDMs	CH ₃	—	(—)	(—)	293
H		—OC(CH ₃) ₂ O—	H	OCH ₂ C ₆ H ₅	CH ₃	C ₂ H ₅ OH, pyridine, 45°	(—)	(—)	127
O ₂ CC ₆ H ₅	H	O ₂ CC ₆ H ₅	H	OSO ₂ C ₆ H ₄ CH ₃ -4	CH ₃	—	(73)	(—)	293
OCH ₂ C ₆ H ₅	H	OCH ₂ C ₆ H ₅	H	OCH ₂ C ₆ H ₅	CH ₃	Propanol, H ₂ O	(80)	(—)	127
OCH ₂ C ₆ H ₅	H	OCH ₂ C ₆ H ₅	H	OCH ₂ C ₆ H ₅	CH ₃	—	(—)	(—)	293
"	"	"	OCH ₂ C ₆ H ₅	H	CH ₃	—	(—)	(—)	293
"	"	"	H	OCH ₂ C ₆ H ₅	CH ₃	CHCl ₃ , reflux, 1 h	(54)	(—)	292
"	"	"	"	"	CH ₃	CHCl ₃ , reflux, 30 min	(49)	(—)	292
									
			CH ₃ NHOH			C ₂ H ₅ OH, heat		(54)	126
									
			HOHN— 			Xylene, reflux	 (56) +  (12)		147
									
			C ₆ H ₅ CH ₂ NHOH			room temp.	 + 	1.9:1	146
									
			CH ₃ NHOH			C ₂ H ₅ OH, reflux, 12 h	 (92) +  (8)	92:8	134
									
			CH ₃ NHOH			C ₂ H ₅ OH, reflux, 12 h	 (29) +  (10)		134
							 (26)		

TABLE XXII. INTRAMOLECULAR CYCLOADDITIONS OF C-ALKENYL SUBSTRATES (Continued)

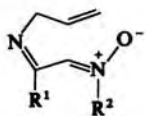
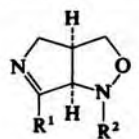
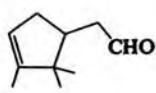
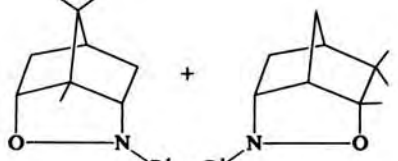
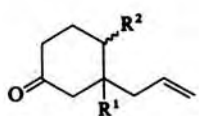
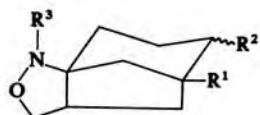
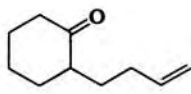
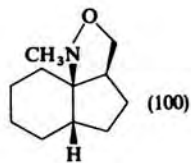
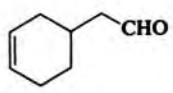
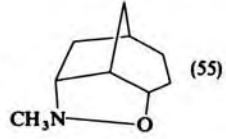
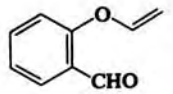
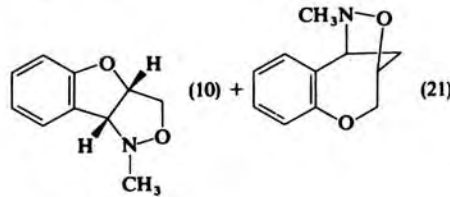
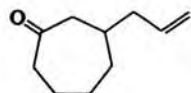
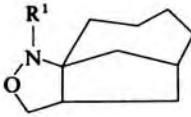
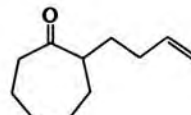
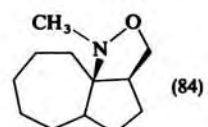
Substrate	Hydroxylamine	Reaction Conditions	Product(s) and Yield(s) (%)	Ref.
 <div> <div>R¹</div> <div>R²</div> <div> <div>C₆H₅</div> <div>C₆H₅</div> <div>C₆H₅</div> <div>p-BrC₆H₄</div> </div> <div> <div>CH₃</div> <div>C₆H₅</div> <div>C₆H₁₁</div> <div>CH₃</div> </div> </div>	(—)	Ether, reflux, 2 h Ether, 30 min Ether, reflux, 14 h Ether, reflux, 4.5 h	 (73) (85) (73) (82)	46 46 46 46
152 	R ¹ NHOH	→	 2:3 ^b 2:3 ^b	124 124
 <div> <div>R¹</div> <div>R²</div> <div>R³</div> <div> <div>H</div> <div>OH</div> <div>H</div> <div>H</div> <div>H</div> <div>OH</div> <div>H</div> </div> <div> <div>CH₃</div> <div>CH₃</div> <div>CH₃</div> <div>C₆H₅</div> <div>CH₂C₆H₅</div> <div>CH₂C₆H₅</div> <div>"</div> </div> </div>	R ³ NHOH	→	 (84) (66) (75) (74) (100) (70) (90)	138 138 138 138 138 138 138
	CH ₃ NHOH	CDCl ₃ , room temp	 (100)	136
	CH ₃ NHOH	Toluene, CH ₃ OH, reflux, 16 h	 (55)	130
153 	CH ₃ NHOH	—	 (10) + (21)	132
	R ¹ NHOH	→	 (84) (82)	138 138
	CH ₃ NHOH	CH ₃ OH, reflux, 48 h	 (84)	137

TABLE XXII. INTRAMOLECULAR CYCLOADDITIONS OF C-ALKENYL SUBSTRATES (Continued)

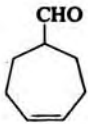
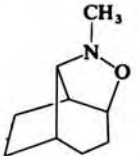
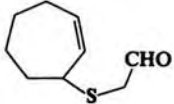
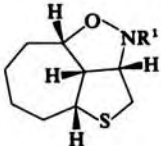
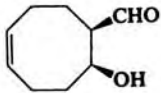
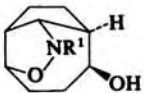
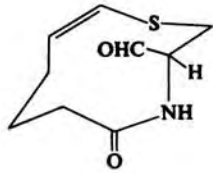
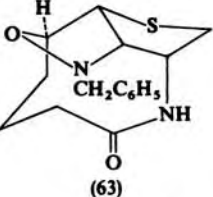
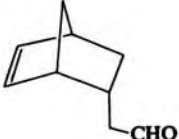
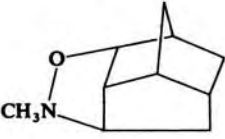
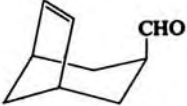
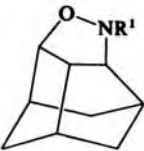
Substrate	Hydroxylamine	Reaction Conditions	Product(s) and Yield(s) (%)	Ref.
154 	"	—	 (60)	124
	R^1NHOH	→		
	$\frac{R^1}{CH_3}$	CH_3CN , reflux, 2 h	(—)	145
	$CH_2C_6H_5$	CH_3CN , reflux, 2 h	(66)	145
	R^1NHOH	→		
	$\frac{R^1}{CH_3}$	2-Methyl-2-butanol, reflux, 3 d	(65)	101
	C_6H_5	2-Methyl-2-butanol, reflux, 3 d	(27)	101
	$C_6H_5CH_2NHOH$	1. CH_2Cl_2 2. Toluene, reflux	 (63)	146
	CH_3NHOH	—	 (—)	120
155 	R^1NHOH	→		
	$\frac{R^1}{C_6H_5}$	C_6H_6 , 20°, 2 d	(44)	129
	$CH_2C_6H_5$	C_6H_6 , 20°, 2 d	(87)	129
	"	Toluene, reflux, 10 h	(80)	129

TABLE XXII. INTRAMOLECULAR CYCLOADDITIONS OF C-ALKENYL SUBSTRATES (Continued)

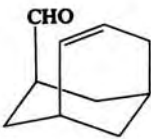
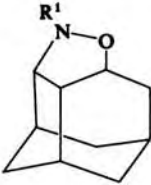
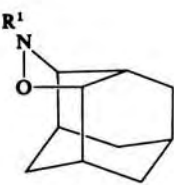
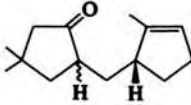
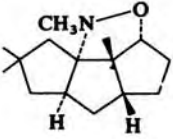
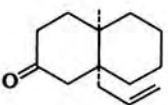
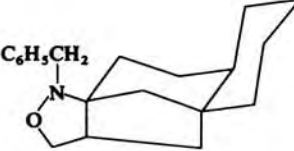
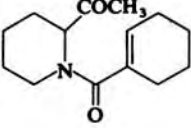
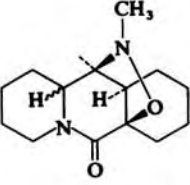
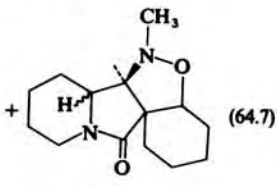
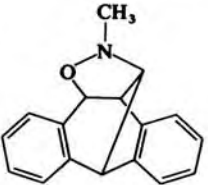
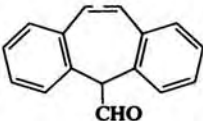
Substrate	Hydroxylamine	Reaction Conditions	Product(s) and Yield(s) (%)	Ref.
<div>156</div> 	R'NHOH	→	 	
	R'			
	CH ₃	C ₆ H ₆ , 70°, 41 h	(29)	129
	"	C ₂ H ₅ OH, 70°, 24 h	(14)	129
	"	DMSO, 70°, 10 h	(12)	129
	"	Toluene, reflux, 11 h	(26)	128
	"	C ₆ H ₆ , 80°, 15 h	(35)	129
	"	C ₂ H ₅ OH, 80°, 15 h	(10)	129
	"	DMSO, 80°, 10 h	(18)	129
	C ₆ H ₅	C ₆ H ₆ , room temp, 12 h	(17)	129
	"	C ₂ H ₅ OH, room temp, 10 h	(6)	129
	"	DMSO, room temp, 20 h	(23)	129
	C ₆ H ₅ CH ₂	C ₆ H ₆ , 70°, 10 h	(38)	128
<div>157</div> 	CH ₃ NHOH	Toluene, reflux, 24–36 h	 (75) ^f	139
	C ₆ H ₅ CH ₂ NHOH	C ₆ H ₆ , 80°, 2 h	 (94)	138
	CH ₃ NHOH	C ₂ H ₅ OH, reflux, 19 h	 (5.3)	140
			 (64.7)	
			 (90)	
	CH ₃ NHOH	1. C ₂ H ₅ OH 2. Toluene, reflux, 3.5 h		123

TABLE XXII. INTRAMOLECULAR CYCLOADDITIONS OF C-ALKENYL SUBSTRATES (Continued)

Substrate	Hydroxylamine	Reaction Conditions	Product(s) and Yield(s) (%)	Ref.																																								
<div> $\text{C}_6\text{H}_5\text{NHOH}$</div>	<div><table><tr><th>R^1</th><th>R^2</th></tr><tr><td>H</td><td>H</td></tr><tr><td>H</td><td>H</td></tr><tr><td>OCH_3</td><td>CO_2CH_3</td></tr></table></div>	R^1	R^2	H	H	H	H	OCH_3	CO_2CH_3	<div>$\text{C}_2\text{H}_5\text{OH}$, room temp, 5 d $\text{C}_2\text{H}_5\text{OH}$, room temp, 30 h $\text{C}_2\text{H}_5\text{OH}$, room temp, 6 d</div>	<div> (87) (0) 294 (80) (11) 294 (80) (0) 294</div>																																	
R^1	R^2																																											
H	H																																											
H	H																																											
OCH_3	CO_2CH_3																																											
158	<div> R^5NHOH</div>	<div>$\text{C}_2\text{H}_5\text{OH}$, room temp, 5 d $\text{C}_2\text{H}_5\text{OH}$, room temp, 30 h $\text{C}_2\text{H}_5\text{OH}$, room temp, 6 d</div>	<div> (87) (0) 294 (80) (11) 294 (80) (0) 294</div>																																									
<div><table><tr><th>R^1</th><th>R^2</th><th>R^3</th><th>R^4</th><th>R^5</th></tr><tr><td>H</td><td>H</td><td>H</td><td>H</td><td>CH_3</td></tr><tr><td>H</td><td>H</td><td>H</td><td>H</td><td>CH_3</td></tr><tr><td>CH_3</td><td>H</td><td>H</td><td>H</td><td>CH_3</td></tr><tr><td>CH_3</td><td>H</td><td>H</td><td>H</td><td>CH_3</td></tr><tr><td>H</td><td>CH_3</td><td>H</td><td>H</td><td>CH_3</td></tr><tr><td>H</td><td>CH_3</td><td>H</td><td>H</td><td>CH_3</td></tr><tr><td>H</td><td>H</td><td>CH_3</td><td>CH_3</td><td>CH_3</td></tr></table></div>	R^1	R^2	R^3	R^4	R^5	H	H	H	H	CH_3	H	H	H	H	CH_3	CH_3	H	H	H	CH_3	CH_3	H	H	H	CH_3	H	CH_3	H	H	CH_3	H	CH_3	H	H	CH_3	H	H	CH_3	CH_3	CH_3	<div>R^5NHOH</div>	<div>$\text{C}_2\text{H}_5\text{OH}$, room temp, 5 d $\text{C}_2\text{H}_5\text{OH}$, room temp, 30 h $\text{C}_2\text{H}_5\text{OH}$, room temp, 6 d</div>	<div> (87) (0) 294 (80) (11) 294 (80) (0) 294</div>	
R^1	R^2	R^3	R^4	R^5																																								
H	H	H	H	CH_3																																								
H	H	H	H	CH_3																																								
CH_3	H	H	H	CH_3																																								
CH_3	H	H	H	CH_3																																								
H	CH_3	H	H	CH_3																																								
H	CH_3	H	H	CH_3																																								
H	H	CH_3	CH_3	CH_3																																								
<div><table><tr><th>R^1</th><th>R^2</th><th>R^3</th><th>R^4</th><th>R^5</th></tr><tr><td>H</td><td>H</td><td>H</td><td>H</td><td>CH_3</td></tr><tr><td>H</td><td>H</td><td>H</td><td>H</td><td>CH_3</td></tr><tr><td>CH_3</td><td>H</td><td>H</td><td>H</td><td>CH_3</td></tr><tr><td>CH_3</td><td>H</td><td>H</td><td>H</td><td>CH_3</td></tr><tr><td>H</td><td>CH_3</td><td>H</td><td>H</td><td>CH_3</td></tr><tr><td>H</td><td>CH_3</td><td>H</td><td>H</td><td>CH_3</td></tr><tr><td>H</td><td>H</td><td>CH_3</td><td>CH_3</td><td>CH_3</td></tr></table></div>	R^1	R^2	R^3	R^4	R^5	H	H	H	H	CH_3	H	H	H	H	CH_3	CH_3	H	H	H	CH_3	CH_3	H	H	H	CH_3	H	CH_3	H	H	CH_3	H	CH_3	H	H	CH_3	H	H	CH_3	CH_3	CH_3	<div>R^5NHOH</div>	<div>$\text{C}_2\text{H}_5\text{OH}$, room temp, 5 d $\text{C}_2\text{H}_5\text{OH}$, room temp, 30 h $\text{C}_2\text{H}_5\text{OH}$, room temp, 6 d</div>	<div> (87) (0) 294 (80) (11) 294 (80) (0) 294</div>	
R^1	R^2	R^3	R^4	R^5																																								
H	H	H	H	CH_3																																								
H	H	H	H	CH_3																																								
CH_3	H	H	H	CH_3																																								
CH_3	H	H	H	CH_3																																								
H	CH_3	H	H	CH_3																																								
H	CH_3	H	H	CH_3																																								
H	H	CH_3	CH_3	CH_3																																								
<div><table><tr><th>R^1</th><th>R^2</th><th>R^3</th><th>R^4</th><th>R^5</th></tr><tr><td>H</td><td>H</td><td>H</td><td>H</td><td>CH_3</td></tr><tr><td>H</td><td>H</td><td>H</td><td>H</td><td>CH_3</td></tr><tr><td>CH_3</td><td>H</td><td>H</td><td>H</td><td>CH_3</td></tr><tr><td>CH_3</td><td>H</td><td>H</td><td>H</td><td>CH_3</td></tr><tr><td>H</td><td>CH_3</td><td>H</td><td>H</td><td>CH_3</td></tr><tr><td>H</td><td>CH_3</td><td>H</td><td>H</td><td>CH_3</td></tr><tr><td>H</td><td>H</td><td>CH_3</td><td>CH_3</td><td>CH_3</td></tr></table></div>	R^1	R^2	R^3	R^4	R^5	H	H	H	H	CH_3	H	H	H	H	CH_3	CH_3	H	H	H	CH_3	CH_3	H	H	H	CH_3	H	CH_3	H	H	CH_3	H	CH_3	H	H	CH_3	H	H	CH_3	CH_3	CH_3	<div>R^5NHOH</div>	<div>$\text{C}_2\text{H}_5\text{OH}$, room temp, 5 d $\text{C}_2\text{H}_5\text{OH}$, room temp, 30 h $\text{C}_2\text{H}_5\text{OH}$, room temp, 6 d</div>	<div> (87) (0) 294 (80) (11) 294 (80) (0) 294</div>	
R^1	R^2	R^3	R^4	R^5																																								
H	H	H	H	CH_3																																								
H	H	H	H	CH_3																																								
CH_3	H	H	H	CH_3																																								
CH_3	H	H	H	CH_3																																								
H	CH_3	H	H	CH_3																																								
H	CH_3	H	H	CH_3																																								
H	H	CH_3	CH_3	CH_3																																								
<div><table><tr><th>R^1</th><th>R^2</th><th>R^3</th><th>R^4</th><th>R^5</th></tr><tr><td>H</td><td>H</td><td>H</td><td>H</td><td>CH_3</td></tr><tr><td>H</td><td>H</td><td>H</td><td>H</td><td>CH_3</td></tr><tr><td>CH_3</td><td>H</td><td>H</td><td>H</td><td>CH_3</td></tr><tr><td>CH_3</td><td>H</td><td>H</td><td>H</td><td>CH_3</td></tr><tr><td>H</td><td>CH_3</td><td>H</td><td>H</td><td>CH_3</td></tr><tr><td>H</td><td>CH_3</td><td>H</td><td>H</td><td>CH_3</td></tr><tr><td>H</td><td>H</td><td>CH_3</td><td>CH_3</td><td>CH_3</td></tr></table></div>	R^1	R^2	R^3	R^4	R^5	H	H	H	H	CH_3	H	H	H	H	CH_3	CH_3	H	H	H	CH_3	CH_3	H	H	H	CH_3	H	CH_3	H	H	CH_3	H	CH_3	H	H	CH_3	H	H	CH_3	CH_3	CH_3	<div>R^5NHOH</div>	<div>$\text{C}_2\text{H}_5\text{OH}$, room temp, 5 d $\text{C}_2\text{H}_5\text{OH}$, room temp, 30 h $\text{C}_2\text{H}_5\text{OH}$, room temp, 6 d</div>	<div> (87) (0) 294 (80) (11) 294 (80) (0) 294</div>	
R^1	R^2	R^3	R^4	R^5																																								
H	H	H	H	CH_3																																								
H	H	H	H	CH_3																																								
CH_3	H	H	H	CH_3																																								
CH_3	H	H	H	CH_3																																								
H	CH_3	H	H	CH_3																																								
H	CH_3	H	H	CH_3																																								
H	H	CH_3	CH_3	CH_3																																								
<div><table><tr><th>R^1</th><th>R^2</th><th>R^3</th><th>R^4</th><th>R^5</th></tr><tr><td>H</td><td>H</td><td>H</td><td>H</td><td>CH_3</td></tr><tr><td>H</td><td>H</td><td>H</td><td>H</td><td>CH_3</td></tr><tr><td>CH_3</td><td>H</td><td>H</td><td>H</td><td>CH_3</td></tr><tr><td>CH_3</td><td>H</td><td>H</td><td>H</td><td>CH_3</td></tr><tr><td>H</td><td>CH_3</td><td>H</td><td>H</td><td>CH_3</td></tr><tr><td>H</td><td>CH_3</td><td>H</td><td>H</td><td>CH_3</td></tr><tr><td>H</td><td>H</td><td>CH_3</td><td>CH_3</td><td>CH_3</td></tr></table></div>	R^1	R^2	R^3	R^4	R^5	H	H	H	H	CH_3	H	H	H	H	CH_3	CH_3	H	H	H	CH_3	CH_3	H	H	H	CH_3	H	CH_3	H	H	CH_3	H	CH_3	H	H	CH_3	H	H	CH_3	CH_3	CH_3	<div>R^5NHOH</div>	<div>$\text{C}_2\text{H}_5\text{OH}$, room temp, 5 d $\text{C}_2\text{H}_5\text{OH}$, room temp, 30 h $\text{C}_2\text{H}_5\text{OH}$, room temp, 6 d</div>	<div> (87) (0) 294 (80) (11) 294 (80) (0) 294</div>	
R^1	R^2	R^3	R^4	R^5																																								
H	H	H	H	CH_3																																								
H	H	H	H	CH_3																																								
CH_3	H	H	H	CH_3																																								
CH_3	H	H	H	CH_3																																								
H	CH_3	H	H	CH_3																																								
H	CH_3	H	H	CH_3																																								
H	H	CH_3	CH_3	CH_3																																								
<div><table><tr><th>R^1</th><th>R^2</th><th>R^3</th><th>R^4</th><th>R^5</th></tr><tr><td>H</td><td>H</td><td>H</td><td>H</td><td>CH_3</td></tr><tr><td>H</td><td>H</td><td>H</td><td>H</td><td>CH_3</td></tr><tr><td>CH_3</td><td>H</td><td>H</td><td>H</td><td>CH_3</td></tr><tr><td>CH_3</td><td>H</td><td>H</td><td>H</td><td>CH_3</td></tr><tr><td>H</td><td>CH_3</td><td>H</td><td>H</td><td>CH_3</td></tr><tr><td>H</td><td>CH_3</td><td>H</td><td>H</td><td>CH_3</td></tr><tr><td>H</td><td>H</td><td>CH_3</td><td>CH_3</td><td>CH_3</td></tr></table></div>	R^1	R^2	R^3	R^4	R^5	H	H	H	H	CH_3	H	H	H	H	CH_3	CH_3	H	H	H	CH_3	CH_3	H	H	H	CH_3	H	CH_3	H	H	CH_3	H	CH_3	H	H	CH_3	H	H	CH_3	CH_3	CH_3	<div>R^5NHOH</div>	<div>$\text{C}_2\text{H}_5\text{OH}$, room temp, 5 d $\text{C}_2\text{H}_5\text{OH}$, room temp, 30 h $\text{C}_2\text{H}_5\text{OH}$, room temp, 6 d</div>	<div> (87) (0) 294 (80) (11) 294 (80) (0) 294</div>	
R^1	R^2	R^3	R^4	R^5																																								
H	H	H	H	CH_3																																								
H	H	H	H	CH_3																																								
CH_3	H	H	H	CH_3																																								
CH_3	H	H	H	CH_3																																								
H	CH_3	H	H	CH_3																																								
H	CH_3	H	H	CH_3																																								
H	H	CH_3	CH_3	CH_3																																								
<div><table><tr><th>R^1</th><th>R^2</th><th>R^3</th><th>R^4</th><th>R^5</th></tr><tr><td>H</td><td>H</td><td>H</td><td>H</td><td>CH_3</td></tr><tr><td>H</td><td>H</td><td>H</td><td>H</td><td>CH_3</td></tr><tr><td>CH_3</td><td>H</td><td>H</td><td>H</td><td>CH_3</td></tr><tr><td>CH_3</td><td>H</td><td>H</td><td>H</td><td>CH_3</td></tr><tr><td>H</td><td>CH_3</td><td>H</td><td>H</td><td>CH_3</td></tr><tr><td>H</td><td>CH_3</td><td>H</td><td>H</td><td>CH_3</td></tr><tr><td>H</td><td>H</td><td>CH_3</td><td>CH_3</td><td>CH_3</td></tr></table></div>	R^1	R^2	R^3	R^4	R^5	H	H	H	H	CH_3	H	H	H	H	CH_3	CH_3	H	H	H	CH_3	CH_3	H	H	H	CH_3	H	CH_3	H	H	CH_3	H	CH_3	H	H	CH_3	H	H	CH_3	CH_3	CH_3	<div>R^5NHOH</div>	<div>$\text{C}_2\text{H}_5\text{OH}$, room temp, 5 d $\text{C}_2\text{H}_5\text{OH}$, room temp, 30 h $\text{C}_2\text{H}_5\text{OH}$, room temp, 6 d</div>	<div> (87) (0) 294 (80) (11) 294 (80) (0) 294</div>	
R^1	R^2	R^3	R^4	R^5																																								
H	H	H	H	CH_3																																								
H	H	H	H	CH_3																																								
CH_3	H	H	H	CH_3																																								
CH_3	H	H	H	CH_3																																								
H	CH_3	H	H	CH_3																																								
H	CH_3	H	H	CH_3																																								
H	H	CH_3	CH_3	CH_3																																								
<div><table><tr><th>R^1</th><th>R^2</th><th>R^3</th><th>R^4</th><th>R^5</th></tr><tr><td>H</td><td>H</td><td>H</td><td>H</td><td>CH_3</td></tr><tr><td>H</td><td>H</td><td>H</td><td>H</td><td>CH_3</td></tr><tr><td>CH_3</td><td>H</td><td>H</td><td>H</td><td>CH_3</td></tr><tr><td>CH_3</td><td>H</td><td>H</td><td>H</td><td>CH_3</td></tr><tr><td>H</td><td>CH_3</td><td>H</td><td>H</td><td>CH_3</td></tr><tr><td>H</td><td>CH_3</td><td>H</td><td>H</td><td>CH_3</td></tr><tr><td>H</td><td>H</td><td>CH_3</td><td>CH_3</td><td>CH_3</td></tr></table></div>	R^1	R^2	R^3	R^4	R^5	H	H	H	H	CH_3	H	H	H	H	CH_3	CH_3	H	H	H	CH_3	CH_3	H	H	H	CH_3	H	CH_3	H	H	CH_3	H	CH_3	H	H	CH_3	H	H	CH_3	CH_3	CH_3	<div>R^5NHOH</div>	<div>$\text{C}_2\text{H}_5\text{OH}$, room temp, 5 d $\text{C}_2\text{H}_5\text{OH}$, room temp, 30 h $\text{C}_2\text{H}_5\text{OH}$, room temp, 6 d</div>	<div> (87) (0) 294 (80) (11) 294 (80) (0) 294</div>	
R^1	R^2	R^3	R^4	R^5																																								
H	H	H	H	CH_3																																								
H	H	H	H	CH_3																																								
CH_3	H	H	H	CH_3																																								
CH_3	H	H	H	CH_3																																								
H	CH_3	H	H	CH_3																																								
H	CH_3	H	H	CH_3																																								
H	H	CH_3	CH_3	CH_3																																								
<div><table><tr><th>R^1</th><th>R^2</th><th>R^3</th><th>R^4</th><th>R^5</th></tr><tr><td>H</td><td>H</td><td>H</td><td>H</td><td>CH_3</td></tr><tr><td>H</td><td>H</td><td>H</td><td>H</td><td>CH_3</td></tr><tr><td>CH_3</td><td>H</td><td>H</td><td>H</td><td>CH_3</td></tr><tr><td>CH_3</td><td>H</td><td>H</td><td>H</td><td>CH_3</td></tr><tr><td>H</td><td>CH_3</td><td>H</td><td>H</td><td>CH_3</td></tr><tr><td>H</td><td>CH_3</td><td>H</td><td>H</td><td>CH_3</td></tr><tr><td>H</td><td>H</td><td>CH_3</td><td>CH_3</td><td>CH_3</td></tr></table></div>	R^1	R^2	R^3	R^4	R^5	H	H	H	H	CH_3	H	H	H	H	CH_3	CH_3	H	H	H	CH_3	CH_3	H	H	H	CH_3	H	CH_3	H	H	CH_3	H	CH_3	H	H	CH_3	H	H	CH_3	CH_3	CH_3	<div>R^5NHOH</div>	<div>$\text{C}_2\text{H}_5\text{OH}$, room temp, 5 d $\text{C}_2\text{H}_5\text{OH}$, room temp, 30 h $\text{C}_2\text{H}_5\text{OH}$, room temp, 6 d</div>	<div> (87) (0) 294 (80) (11) 294 (80) (0) 294</div>	
R^1	R^2	R^3	R^4	R^5																																								
H	H	H	H	CH_3																																								
H	H	H	H	CH_3																																								
CH_3	H	H	H	CH_3																																								
CH_3	H	H	H	CH_3																																								
H	CH_3	H	H	CH_3																																								
H	CH_3	H	H	CH_3																																								
H	H	CH_3	CH_3	CH_3																																								
<div><table><tr><th>R^1</th><th>R^2</th><th>R^3</th><th>R^4</th><th>R^5</th></tr><tr><td>H</td><td>H</td><td>H</td><td>H</td><td>CH_3</td></tr><tr><td>H</td><td>H</td><td>H</td><td>H</td><td>CH_3</td></tr><tr><td>CH_3</td><td>H</td><td>H</td><td>H</td><td>CH_3</td></tr><tr><td>CH_3</td><td>H</td><td>H</td><td>H</td><td>CH_3</td></tr><tr><td>H</td><td>CH_3</td><td>H</td><td>H</td><td>CH_3</td></tr><tr><td>H</td><td>CH_3</td><td>H</td><td>H</td><td>CH_3</td></tr><tr><td>H</td><td>H</td><td>CH_3</td><td>CH_3</td><td>CH_3</td></tr></table></div>	R^1	R^2	R^3	R^4	R^5	H	H	H	H	CH_3	H	H	H	H	CH_3	CH_3	H	H	H	CH_3	CH_3	H	H	H	CH_3	H	CH_3	H	H	CH_3	H	CH_3	H	H	CH_3	H	H	CH_3	CH_3	CH_3	<div>R^5NHOH</div>	<div>$\text{C}_2\text{H}_5\text{OH}$, room temp, 5 d $\text{C}_2\text{H}_5\text{OH}$, room temp, 30 h $\text{C}_2\text{H}_5\text{OH}$, room temp, 6 d</div>	<div> (87) (0) 294 (80) (11) 294 (80) (0) 294</div>	
R^1	R^2	R^3	R^4	R^5																																								
H	H	H	H	CH_3																																								
H	H	H	H	CH_3																																								
CH_3	H	H	H	CH_3																																								
CH_3	H	H	H	CH_3																																								
H	CH_3	H	H	CH_3																																								
H	CH_3	H	H	CH_3																																								
H	H	CH_3	CH_3	CH_3																																								
<div><table><tr><th>R^1</th><th>R^2</th><th>R^3</th><th>R^4</th><th>R^5</th></tr><tr><td>H</td><td>H</td><td>H</td><td>H</td><td>CH_3</td></tr><tr><td>H</td><td>H</td><td>H</td><td>H</td><td>CH_3</td></tr><tr><td>CH_3</td><td>H</td><td>H</td><td>H</td><td>CH_3</td></tr><tr><td>CH_3</td><td>H</td><td>H</td><td>H</td><td>CH_3</td></tr><tr><td>H</td><td>CH_3</td><td>H</td><td>H</td><td>CH_3</td></tr><tr><td>H</td><td>CH_3</td><td>H</td><td>H</td><td>CH_3</td></tr><tr><td>H</td><td>H</td><td>CH_3</td><td>CH_3</td><td>CH_3</td></tr></table></div>	R^1	R^2	R^3	R^4	R^5	H	H	H	H	CH_3	H	H	H	H	CH_3	CH_3	H	H	H	CH_3	CH_3	H	H	H	CH_3	H	CH_3	H	H	CH_3	H	CH_3	H	H	CH_3	H	H	CH_3	CH_3	CH_3	<div>R^5NHOH</div>	<div>$\text{C}_2\text{H}_5\text{OH}$, room temp, 5 d $\text{C}_2\text{H}_5\text{OH}$, room temp, 30 h $\text{C}_2\text{H}_5\text{OH}$, room temp, 6 d</div>	<div> (87) (0) 294 (80) (11) 294 (80) (0) 294</div>	
R^1	R^2	R^3	R^4	R^5																																								
H	H	H	H	CH_3																																								
H	H	H	H	CH_3																																								
CH_3	H	H	H	CH_3																																								
CH_3	H	H	H	CH_3																																								
H	CH_3	H	H	CH_3																																								
H	CH_3	H	H	CH_3																																								
H	H	CH_3	CH_3	CH_3																																								
<div><table><tr><th>R^1</th><th>R^2</th><th>R^3</th><th>R^4</th><th>R^5</th></tr><tr><td>H</td><td>H</td><td>H</td><td>H</td><td>CH_3</td></tr><tr><td>H</td><td>H</td><td>H</td><td>H</td><td>CH_3</td></tr><tr><td>CH_3</td><td>H</td><td>H</td><td>H</td><td>CH_3</td></tr><tr><td>CH_3</td><td>H</td><td>H</td><td>H</td><td>CH_3</td></tr><tr><td>H</td><td>CH_3</td><td>H</td><td>H</td><td>CH_3</td></tr><tr><td>H</td><td>CH_3</td><td>H</td><td>H</td><td>CH_3</td></tr><tr><td>H</td><td>H</td><td>CH_3</td><td>CH_3</td><td>CH_3</td></tr></table></div>	R^1	R^2	R^3	R^4	R^5	H	H	H	H	CH_3	H	H	H	H	CH_3	CH_3	H	H	H	CH_3	CH_3	H	H	H	CH_3	H	CH_3	H	H	CH_3	H	CH_3	H	H	CH_3	H	H	CH_3	CH_3	CH_3	<div>R^5NHOH</div>	<div>$\text{C}_2\text{H}_5\text{OH}$, room temp, 5 d $\text{C}_2\text{H}_5\text{OH}$, room temp, 30 h $\text{C}_2\text{H}_5\text{OH}$, room temp, 6 d</div>	<div> (87) (0) 294 (80) (11) 294 (80) (0) 294</div>	
R^1	R^2	R^3	R^4	R^5																																								
H	H	H	H	CH_3																																								
H	H	H	H	CH_3																																								
CH_3	H	H	H	CH_3																																								
CH_3	H	H	H	CH_3																																								
H	CH_3	H	H	CH_3																																								
H	CH_3	H	H	CH_3																																								
H	H	CH_3	CH_3	CH_3																																								
<div><table><tr><th>R^1</th><th>R^2</th><th>R^3</th><th>R^4</th><th>R^5</th></tr><tr><td>H</td><td>H</td><td>H</td><td>H</td><td>CH_3</td></tr><tr><td>H</td><td>H</td><td>H</td><td>H</td><td>CH_3</td></tr><tr><td>CH_3</td><td>H</td><td>H</td><td>H</td><td>CH_3</td></tr><tr><td>CH_3</td><td>H</td><td>H</td><td>H</td><td>CH_3</td></tr><tr><td>H</td><td>CH_3</td><td>H</td><td>H</td><td>CH_3</td></tr><tr><td>H</td><td>CH_3</td><td>H</td><td>H</td><td>CH_3</td></tr><tr><td>H</td><td>H</td><td>CH_3</td><td>CH_3</td><td>CH_3</td></tr></table></div>	R^1	R^2	R^3	R^4	R^5	H	H	H	H	CH_3	H	H	H	H	CH_3	CH_3	H	H	H	CH_3	CH_3	H	H	H	CH_3	H	CH_3	H	H	CH_3	H	CH_3	H	H	CH_3	H	H	CH_3	CH_3	CH_3	<div>R^5NHOH</div>	<div>$\text{C}_2\text{H}_5\text{OH}$, room temp, 5 d $\text{C}_2\text{H}_5\text{OH}$, room temp, 30 h $\text{C}_2\text{H}_5\text{OH}$, room temp, 6 d</div>	<div> (87) (0) 294 (80) (11) 294 (80) (0) 294</div>	
R^1	R^2	R^3	R^4	R^5																																								
H	H	H	H	CH_3																																								
H	H	H	H	CH_3																																								
CH_3	H	H	H	CH_3																																								
CH_3	H	H	H	CH_3																																								
H	CH_3	H	H	CH_3																																								
H	CH_3	H	H	CH_3																																								
H	H	CH_3	CH_3	CH_3																																								
<div><table><tr><th>R^1</th><th>R^2</th><th>R^3</th><th>R^4</th><th>R^5</th></tr><tr><td>H</td><td>H</td><td>H</td><td>H</td><td>CH_3</td></tr><tr><td>H</td><td>H</td><td>H</td><td>H</td><td>CH_3</td></tr><tr><td>CH_3</td><td>H</td><td>H</td><td>H</td><td>CH_3</td></tr><tr><td>CH_3</td><td>H</td><td>H</td><td>H</td><td>CH_3</td></tr><tr><td>H</td><td>CH_3</td><td>H</td><td>H</td><td>CH_3</td></tr><tr><td>H</td><td>CH_3</td><td>H</td><td>H</td><td>CH_3</td></tr><tr><td>H</td><td>H</td><td>CH_3</td><td>CH_3</td><td>CH_3</td></tr></table></div>	R^1	R^2	R^3	R^4	R^5	H	H	H	H	CH_3	H	H	H	H	CH_3	CH_3	H	H	H	CH_3	CH_3	H	H	H	CH_3	H	CH_3	H	H	CH_3	H	CH_3	H	H	CH_3	H	H	CH_3	CH_3	CH_3	<div>R^5NHOH</div>	<div>$\text{C}_2\text{H}_5\text{OH}$, room temp, 5 d $\text{C}_2\text{H}_5\text{OH}$, room temp, 30 h $\text{C}_2\text{H}_5\text{OH}$, room temp, 6 d</div>	<div> (87) (0) 294 (80) (11) 294 (80) (0) 294</div>	
R^1	R^2	R^3	R^4	R^5																																								
H	H	H	H	CH_3																																								
H	H	H	H	CH_3																																								
CH_3	H	H	H	CH_3																																								
CH_3	H	H	H	CH_3																																								
H	CH_3	H	H	CH_3																																								
H	CH_3	H	H	CH_3																																								
H	H	CH_3	CH_3	CH_3																																								
<div><table><tr><th>R^1</th><th>R^2</th><th>R^3</th><th>R^4</th><th>R^5</th></tr><tr><td>H</td><td>H</td><td>H</td><td>H</td><td>CH_3</td></tr><tr><td>H</td><td>H</td><td>H</td><td>H</td><td>CH_3</td></tr><tr><td>CH_3</td><td>H</td><td>H</td><td>H</td><td>CH_3</td></tr><tr><td>CH_3</td><td>H</td><td>H</td><td>H</td><td>CH_3</td></tr></table></div>	R^1	R^2	R^3	R^4	R^5	H	H	H	H	CH_3	H	H	H	H	CH_3	CH_3	H	H	H	CH_3	CH_3	H	H	H	CH_3																			
R^1	R^2	R^3	R^4	R^5																																								
H	H	H	H	CH_3																																								
H	H	H	H	CH_3																																								
CH_3	H	H	H	CH_3																																								
CH_3	H	H	H	CH_3																																								

TABLE XXII. INTRAMOLECULAR CYCLOADDITIONS OF C-ALKENYL SUBSTRATES (Continued)

Substrate	Hydroxylamine	Reaction Conditions	Product(s) and Yield(s) (%)	Ref.
	CH ₃ NHOH	1. — 2. Toluene, reflux, 16 h	(28) + (28)	137
	C ₆ H ₅ CH ₂ NHOH	Toluene, 111°, 36 h	(48)	138
	CH ₃ NHOH	Toluene, reflux, 48 h	(46)	138
	R ¹ NHOH	→		140
	$\frac{R^1}{CH_3}$ C ₆ H ₅ CH ₂	C ₂ H ₅ OH, reflux, 25 h C ₂ H ₅ OH, reflux, 4 d	(45) (21)	140 140
	CH ₃ NHOH	→	(74) (9)	295
		1. C ₂ H ₅ OH, room temp 2. Toluene, 70°, 4–6 d 1. C ₂ H ₅ OH, room temp 2. Xylene, 140°, 15–17 h	(31) (34)	295
	CH ₃ NHOH	→	(50) (12)	295
		1. C ₂ H ₅ OH, 25° 2. Toluene, 90°, 4–6 d 1. C ₂ H ₅ OH 2. Xylene, 140°, 15–17 h	(44) (20)	295

TABLE XXII. INTRAMOLECULAR CYCLOADDITIONS OF C-ALKENYL SUBSTRATES (Continued)

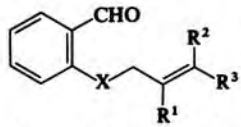
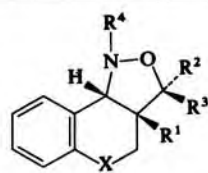
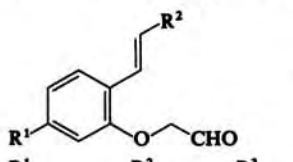
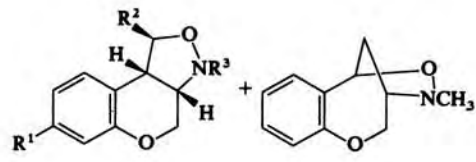
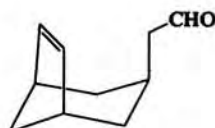
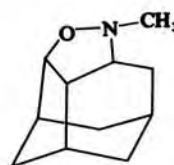
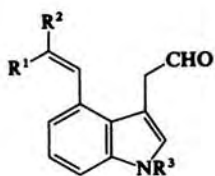
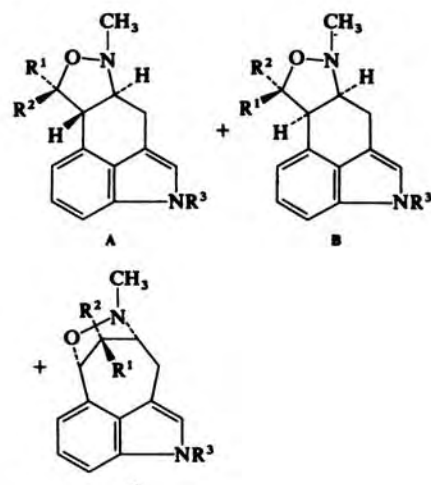
Substrate	Hydroxylamine	Reaction Conditions	Product(s) and Yield(s) (%)	Ref.																																																																
<div>  </div>	R ⁴ NHOH	→	<div>  </div>																																																																	
<table> <tr> <th>X</th><th>R¹</th><th>R²</th><th>R³</th><th>R⁴</th></tr> <tr><td>O</td><td>H</td><td>H</td><td>H</td><td>H</td></tr> <tr><td>O</td><td>H</td><td>H</td><td>H</td><td>CH₃</td></tr> <tr><td>O</td><td>Br</td><td>H</td><td>H</td><td>CH₃</td></tr> <tr><td>O</td><td>H</td><td>H</td><td>CH₂Cl</td><td>CH₃</td></tr> <tr><td>O</td><td>H</td><td>H</td><td>CH₃</td><td>CH₃</td></tr> <tr><td>O</td><td>H</td><td>H</td><td>CH₃</td><td>CH₃</td></tr> <tr><td>O</td><td>CH₃</td><td>H</td><td>H</td><td>CH₃</td></tr> <tr><td>NCHO</td><td>H</td><td>H</td><td>H</td><td>CH₃</td></tr> <tr><td>O</td><td>H</td><td>H</td><td>H</td><td><i>i</i>-C₃H₇</td></tr> <tr><td>O</td><td>H</td><td>H</td><td>CO₂CH₃</td><td>CH₃</td></tr> <tr><td>O</td><td>CO₂C₂H₅</td><td>H</td><td>H</td><td>CH₃</td></tr> <tr><td>O</td><td>H</td><td>H</td><td>C₆H₅</td><td>CH₃</td></tr> </table>	X	R ¹	R ²	R ³	R ⁴	O	H	H	H	H	O	H	H	H	CH ₃	O	Br	H	H	CH ₃	O	H	H	CH ₂ Cl	CH ₃	O	H	H	CH ₃	CH ₃	O	H	H	CH ₃	CH ₃	O	CH ₃	H	H	CH ₃	NCHO	H	H	H	CH ₃	O	H	H	H	<i>i</i> -C ₃ H ₇	O	H	H	CO ₂ CH ₃	CH ₃	O	CO ₂ C ₂ H ₅	H	H	CH ₃	O	H	H	C ₆ H ₅	CH ₃	Toluene, 110° Toluene, reflux Toluene, 110°, 5 h Toluene, reflux Toluene, reflux Toluene, reflux Toluene, 110°, 5 h Toluene, 110° Toluene, 110°, 5 h Toluene, reflux Toluene, 110°, 5 h Toluene, reflux	(40) (—) (75) (—) (—) (—) (75) (80) (77) (—) (64) ^j (—)	132 296 132 296 296 296 132 132 132 296 132 296
X	R ¹	R ²	R ³	R ⁴																																																																
O	H	H	H	H																																																																
O	H	H	H	CH ₃																																																																
O	Br	H	H	CH ₃																																																																
O	H	H	CH ₂ Cl	CH ₃																																																																
O	H	H	CH ₃	CH ₃																																																																
O	H	H	CH ₃	CH ₃																																																																
O	CH ₃	H	H	CH ₃																																																																
NCHO	H	H	H	CH ₃																																																																
O	H	H	H	<i>i</i> -C ₃ H ₇																																																																
O	H	H	CO ₂ CH ₃	CH ₃																																																																
O	CO ₂ C ₂ H ₅	H	H	CH ₃																																																																
O	H	H	C ₆ H ₅	CH ₃																																																																
<div>  </div>	R ³ NHOH	→	<div>  </div>																																																																	
<table> <tr> <th>R¹</th><th>R²</th><th>R³</th></tr> <tr><td>H</td><td>H</td><td>CH₃</td></tr> <tr><td>H</td><td>CO₂C₂H₅</td><td>CH₃</td></tr> <tr><td>C₆H₅CH₂O</td><td>CO₂C₂H₅</td><td>CH₃</td></tr> <tr><td>C₆H₅CH₂O</td><td>CO₂C₂H₅</td><td><i>i</i>-C₃H₇</td></tr> </table>	R ¹	R ²	R ³	H	H	CH ₃	H	CO ₂ C ₂ H ₅	CH ₃	C ₆ H ₅ CH ₂ O	CO ₂ C ₂ H ₅	CH ₃	C ₆ H ₅ CH ₂ O	CO ₂ C ₂ H ₅	<i>i</i> -C ₃ H ₇	— — — —	(10) (58) (43)	297 297 297 297																																																		
R ¹	R ²	R ³																																																																		
H	H	CH ₃																																																																		
H	CO ₂ C ₂ H ₅	CH ₃																																																																		
C ₆ H ₅ CH ₂ O	CO ₂ C ₂ H ₅	CH ₃																																																																		
C ₆ H ₅ CH ₂ O	CO ₂ C ₂ H ₅	<i>i</i> -C ₃ H ₇																																																																		
<div>  </div>	C ₆ H ₅ CH ₂ NHOH	C ₆ H ₆ , reflux, 11 h	<div>  </div>	(92) 129																																																																
<div>  </div>	CH ₃ NHOH		<div>  </div>																																																																	
<table> <tr> <th>R¹</th><th>R²</th><th>R³</th></tr> <tr><td>H</td><td>H</td><td>H</td></tr> <tr><td>OCH₃</td><td>H</td><td>H</td></tr> <tr><td>OCH₃</td><td>H</td><td>H</td></tr> <tr><td>H</td><td>OCH₃</td><td>CO₂C₂H₅</td></tr> <tr><td>H</td><td>CO₂CH₃</td><td>H</td></tr> <tr><td>H</td><td>CO₂CH₃</td><td>H</td></tr> <tr><td>H</td><td>CO₂CH₃</td><td>H</td></tr> </table>	R ¹	R ²	R ³	H	H	H	OCH ₃	H	H	OCH ₃	H	H	H	OCH ₃	CO ₂ C ₂ H ₅	H	CO ₂ CH ₃	H	H	CO ₂ CH ₃	H	H	CO ₂ CH ₃	H	C ₆ H ₆ , CH ₃ OH, reflux, 15 h C ₆ H ₆ , CH ₃ OH, reflux, 3 h C ₆ H ₆ , reflux, 12 h C ₆ H ₆ , reflux CH ₂ Cl ₂ , CH ₃ OH, 70°, 2 h Toluene, CH ₃ OH, 70°	<table> <tr> <th>A</th><th>B</th><th>C</th></tr> <tr><td>(0)</td><td>(0)</td><td>(56)^j</td></tr> <tr><td>(30)^y</td><td>(16)</td><td>(0)</td></tr> <tr><td>(36)</td><td>(20)</td><td>(0)</td></tr> <tr><td>(0)</td><td>(—)</td><td>(0)</td></tr> <tr><td>(0)</td><td>(—)</td><td>(0)</td></tr> <tr><td>(0)</td><td>(43)^y</td><td>(11)</td></tr> <tr><td>(0)</td><td>(43)</td><td>(—)</td></tr> </table>	A	B	C	(0)	(0)	(56) ^j	(30) ^y	(16)	(0)	(36)	(20)	(0)	(0)	(—)	(0)	(0)	(—)	(0)	(0)	(43) ^y	(11)	(0)	(43)	(—)	298 298 298 299 148 298 298																	
R ¹	R ²	R ³																																																																		
H	H	H																																																																		
OCH ₃	H	H																																																																		
OCH ₃	H	H																																																																		
H	OCH ₃	CO ₂ C ₂ H ₅																																																																		
H	CO ₂ CH ₃	H																																																																		
H	CO ₂ CH ₃	H																																																																		
H	CO ₂ CH ₃	H																																																																		
A	B	C																																																																		
(0)	(0)	(56) ^j																																																																		
(30) ^y	(16)	(0)																																																																		
(36)	(20)	(0)																																																																		
(0)	(—)	(0)																																																																		
(0)	(—)	(0)																																																																		
(0)	(43) ^y	(11)																																																																		
(0)	(43)	(—)																																																																		

TABLE XXII. INTRAMOLECULAR CYCLOADDITIONS OF C-ALKENYL SUBSTRATES (Continued)

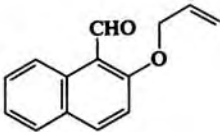
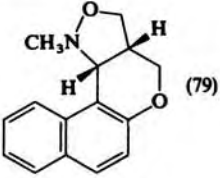
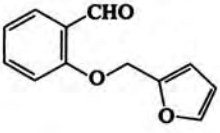
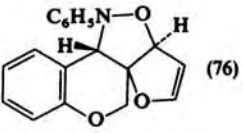
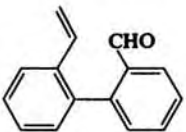
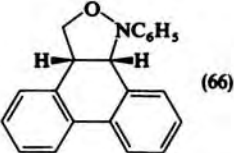
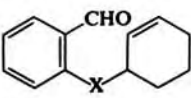
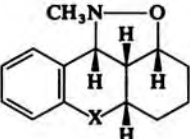

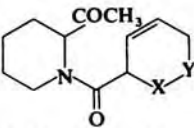
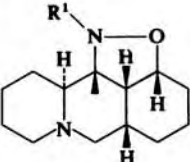

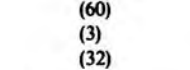

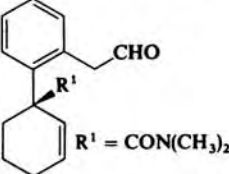
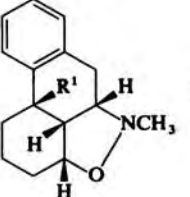
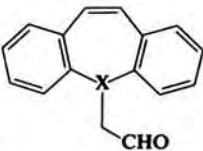
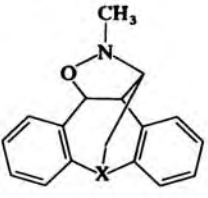

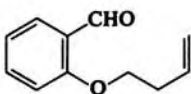
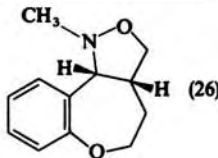
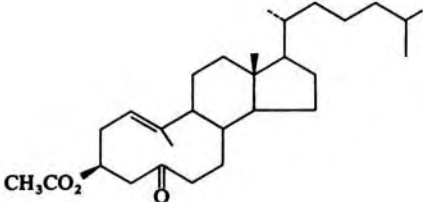
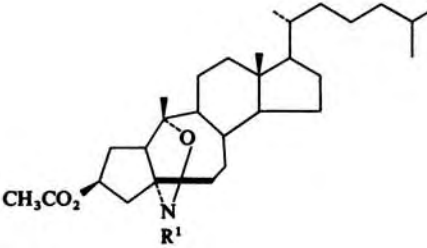
Substrate	Hydroxylamine	Reaction Conditions	Product(s) and Yield(s) (%)	Ref.
	CH ₃ NHOH	Toluene, 110°	 (79)	132
	C ₆ H ₅ NHOH	Toluene, reflux, 5 h	 (76)	220
	C ₆ H ₅ NHOH	C ₂ H ₅ OH, room temp, 4 h	 (66)	121
	CH ₃ NHOH	Toluene, 110° Toluene, 100°	 (51)  (64)	132 132
	R ¹ NHOH	C ₂ H ₅ OH, reflux, 34 h C ₆ H ₆ , reflux, 71 h C ₂ H ₅ OH, reflux, 21 h C ₆ H ₆ , reflux	 (51)  (60)  (3)  (32)	140 140 140 140
	CH ₃ NHOH	C ₆ H ₆ , reflux	 (36) +	122
	CH ₃ NHOH	CH ₂ Cl ₂ , 25°, 72 h 1. CH ₂ Cl ₂ 2. Toluene, reflux, 0.5 h	 (70)  (87)	123 123

TABLE XXII. INTRAMOLECULAR CYCLOADDITIONS OF C-ALKENYL SUBSTRATES (Continued)

Substrate	Hydroxylamine	Reaction Conditions	Product(s) and Yield(s) (%)	Ref.
	CH ₃ NHOH	Toluene, 110°	 (26)	132
	R ¹ NHOH			
R ¹		C ₂ H ₅ OH, HCl/pyridine, reflux, 7 h	(53)	135
H		C ₂ H ₅ OH, HCl/pyridine, reflux, 2d	(65)	135
CH ³				

^a A 3.2% yield of the corresponding regioisomer was also obtained.

^b The products were obtained in yields ranging from 70 to 80%.

^c A minor amount of the product corresponding to the reduction of **B** to its amino alcohol was formed.

^d A 32% yield of the product corresponding to the reduction of **B** to its amino alcohol was formed.

^e Under these reaction conditions, a *syn* isomer epimerizes to the *anti* isomer, which is the only one that can undergo cycloaddition.

^f This refers to the combined yield of **A** and **B**.

^g The isomer ratio at the ring junction is 3:1 (*cis:trans*).

^h The cycloaddition was carried out on the *cis* and *trans* mixture of nitrones.

ⁱ The bridged product corresponding to cycloaddition of the other regioisomer was formed in 26% yield.

^j This is the overall yield for a three-step procedure starting from the cyanoolefin.

10. Acknowledgments

We wish to thank Dr. Karin J. Karel and Mr. Thomas C. Johns of the Du Pont Company's Lavoisier Library, Wilmington, Delaware, for assistance in the literature searches. In addition, we would like to acknowledge the significant contributions of Mrs. Theresa Bonnes of Du Pont's Central Research Department (Life Sciences Division) for her skills in the preparation of this chapter.

References

1. L. I. Smith, Chem. Rev., **23**, 193 (1938).
2. H. Stamm and J. Hoenicke, Justus Liebigs Ann. Chem., **749**, 146 (1971).
3. H. Steudle and H. Stamm, Arch. Pharm., **309**, 935 (1976).
4. E. Beckmann, Ber. Dtsch. Chem. Ges., **23**, 1680, 3331 (1890).
5. R. Huisgen, Angew. Chem., Int. Ed. Engl., **7**, 321 (1968).
6. R. Huisgen, J. Org. Chem., **33**, 2291 (1968).
7. R. Huisgen, Helv. Chim. Acta, **50**, 2421 (1967).
8. N. A. LeBel, M. E. Post, and J. J. Whang, J. Am. Chem. Soc., **86**, 3759 (1964).
9. For a review of these methodologies, see J. Hamer and A. Macaluso, Chem. Rev., **64**, 473 (1964).
10. D. H. Jonson, M. A. T. Rogers, and G. Trappe, J. Chem. Soc., **1956**, 1093.
11. R. Bonnett, R. F. C. Brown, V. M. Clark, I. O. Sutherland, and A. Todd, J. Chem. Soc., **1959**, 2094, 2109.
12. J. Thesing, Chem. Ber., **87**, 507 (1954).
13. G. Renner, Anal. Chem., **193**, 92 (1963).
14. G. E. Utzinger and F. A. Regenass, Helv. Chim. Acta, **37**, 1892 (1954).
15. P. Grammaticakis, Compt. Rend., **224**, 1066 (1947).
16. J. Thesing, A. Muller, and G. Michel, Chem. Ber., **88**, 1030 (1955).
17. G. E. Utzinger, Justus Liebigs Ann. Chem., **55**, 903 (1961).
18. H. E. De La Mare and G. M. Coppinger, J. Org. Chem., **28**, 1068 (1963).
19. J. Thesing and W. Sirrenberg, Justus Liebigs Ann. Chem., **609**, 46 (1957).
20. J. Thesing and H. Maver, Chem. Ber., **89**, 2159 (1956).
21. J. J. Tufariello and J. J. Tegeler, Tetrahedron Lett., **1976**, 4037.
22. J. J. Tufariello and S. A. Ali, State University of New York, Buffalo, unpublished observation.
23. O. Exner, Collect. Czech. Chem. Commun., **16**, 258 (1951).
24. J. Meisenheimer and J.-L. Chou, Justus Liebigs Ann. Chem., **539**, 78 (1939).
25. R. F. C. Brown, V. M. Clark, and A. Todd, Proc. Chem. Soc., **1957**, 97.
26. G. D. Buckley and N. H. Ray, J. Chem. Soc., **1949**, 1154.
27. G. R. Delpierre and M. Lamchen, J. Chem. Soc., **1963**, 4693.
28. M. C. Kloetzel, F. L. Chubb, R. Gobran, and J. L. Pinkus, J. Am. Chem. Soc., **83**, 1128 (1961).

29. J. Wiemann and C. Glacet, *Bull. Soc. Chim. Fr.*, **17**, 176 (1950).
30. N. A. LeBel and B. W. Caprathe, *J. Org. Chem.*, **50**, 3938 (1985).
31. P. A. S. Smith and J. E. Robertson, *J. Am. Chem. Soc.* **84**, 1197 (1962).
32. W. D. Emmons, *J. Am. Chem. Soc.*, **78**, 6208 (1956).
33. W. D. Emmons, *J. Am. Chem. Soc.*, **79**, 5739 (1957).
34. M. F. Hawthorne and R. D. Strahm, *J. Org. Chem.*, **22**, 1263 (1957).
35. J. S. Splitter and M. Calvin, *J. Org. Chem.*, **23**, 651 (1958).
36. S. Murahashi, *Tetrahedron Lett.*, **24**, 1049 (1983).
- 36a. S. Murahashi and T. Shiota, *Tetrahedron Lett.*, **28**, 2383 (1987).
37. R. Foster, J. Iball, and R. Nash, *J. Chem. Soc., Chem. Commun.*, **1968**, 1414.
38. R. Foster, J. Iball, and R. Nash, *J. Chem. Soc., Perkin Trans. 2*, **1974**, 1210.
39. R. Huisgen, *Angew. Chem., Int. Ed. Engl.*, **2**, 565 (1963).
40. R. Huisgen, R. Sustmann, and K. Bunge, *Chem. Ber.*, **105**, 1324 (1972).
41. R. B. Woodward and R. Hoffmann, *The Conservation of Orbital Symmetry*, Academic Press, New York, **1970**, pp. 87–89.
42. A. Eckell, R. Huisgen, R. Sustmann, Gl. Wallbillich, D. Grashey, and E. Spindler, *Chem. Ber.*, **100**, 2192 (1967).
43. K. Fukui, *Bull. Chem. Soc. Jpn.*, **39**, 498 (1966).
44. K. N. Houk and C. R. Watts, *Tetrahedron Lett.*, **1970**, 4025.
45. K. N. Houk and L. J. Luskus, *Tetrahedron Lett.*, **1970**, 4029.
46. D. St. C. Black, R. F. Crozier, and I. D. Rae, *Aust. J. Chem.*, **31**, 2239 (1978).
47. Y.-M. Chang, J. Sims, and K. N. Houk, *Tetrahedron Lett.*, **1975**, 4445.
48. J. Sims and K. Houk, *J. Am. Chem. Soc.*, **95**, 5798 (1973).
49. R. A. Firestone, *Tetrahedron*, **33**, 3009 (1977).
50. R. A. Firestone, *J. Org. Chem.*, **33**, 2285 (1968).
51. R. A. Firestone, *J. Org. Chem.*, **37**, 2181 (1972).
52. R. A. Firestone, *J. Chem. Soc. (A)*, **1970**, 1570.
53. G. Leroy, M. T. Nguyen, and M. Sana, *Tetrahedron*, **34**, 2459 (1978).
54. G. Leroy and M. Sana, *Tetrahedron*, **32**, 709 (1976).
55. G. Leroy and M. Sana, *Tetrahedron*, **31**, 2091 (1975).
56. K. N. Houk, *J. Am. Chem. Soc.*, **94**, 8953 (1972).
57. K. N. Houk, J. Sims, R. E. Duke, Jr., K. W. Strozier, and J. K. George, *J. Am. Chem. Soc.*, **95**, 7287 (1973).
58. K. N. Houk, J. Sims, C. R. Watts, and L. J. Luskus, *J. Am. Chem. Soc.*, **95**, 7301 (1973).

59. K. N. Houk, *Acc. Chem. Res.*, **8**, 361 (1975).
60. Y. Inouye, Y. Watanabe, S. Takahashi, and H. Kakisawa, *Bull. Chem. Soc. Jpn.*, **52**, 3763 (1979).
61. R. Huisgen, *J. Org. Chem.*, **41**, 403 (1976).
62. L. Salem, *J. Am. Chem. Soc.*, **90**, 553 (1968).
63. A. Devaquet and L. Salem, *J. Am. Chem. Soc.*, **91**, 3793 (1969).
64. R. Sustmann, *Tetrahedron Lett.*, **1971**, 2717.
65. J. Bastide and O. Henri-Rousseau, *Bull. Soc. Chim. Fr.*, **1973**, 2290.
66. K. N. Houk, Y.-M. Chang, R. W. Strozier, and P. Carmella, *Heterocycles*, **7**, 793 (1977).
67. R. Huisgen, H. Seidl, and I. Bruning, *Chem. Ber.*, **102**, 1102 (1969).
68. K. Houk, A. Bimanand, D. Mukherjee, J. Sims, Y.-M. Chang, D. Kaufman, and L. Domelsmith, *Heterocycles*, **7**, 293 (1977).
69. G. Klopman, *J. Am. Chem. Soc.*, **90**, 223 (1968).
70. A. Z. Bimanand and K. N. Houk, *Tetrahedron Lett.*, **24**, 435 (1983).
71. H. Iida and C. Kibayashi, *Tetrahedron Lett.*, **22**, 1913 (1981).
72. R. Huisgen, H. Hauck, H. Seidl, and M. Burger, *Chem. Ber.*, **102**, 1117 (1969).
73. E. J. Fornefeld and A. J. Pike, *J. Org. Chem.*, **44**, 835 (1979).
74. T. Sasaki, T. Yoshioka, and I. Izure, *Bull. Chem. Soc. Jpn.*, **41**, 2964 (1968).
75. S. Shatzmiller, E. Shabm, R. Lidor, and E. Tartkovski, *Justus Liebigs Ann. Chem.*, **1983**, 906.
76. H. Iida, M. Tanaka and C. Kibayashi, *J. Org. Chem.*, **49**, 1909 (1984).
77. R. Huisgen, R. Geashey, H. Hauck, and H. Seidl, *Chem. Ber.*, **101**, 2043 (1968).
78. M. Masui, K. Suda, M. Yamauchi, and C. Yijima, *Chem. Pharm. Bull.*, **21**, 1605 (1973).
79. S. A. Ali, P. Senaratne, C. Illig, H. Meckler, and J. Tufariello, *Tetrahedron Lett.*, **1979**, 4167.
80. E. Gossinger, *Tetrahedron Lett.*, **21**, 2229 (1980).
81. R. Huisgen, H. Hauck, R. Grashey, and H. Seidl, *Chem. Ber.*, **101**, 2568 (1968).
82. J. J. Tufariello, S. A. Ali, and H. O. Klingele, *J. Org. Chem.*, **44**, 4213 (1979).
83. Y. V. Svetkin, N. A. Akmanova, and G. I. Plotnikova, *Zh. Org. Khim. (USSR)*, **8**, 2475 (1972); *J. Org. Chem. USSR. (Engl. Transl.)*, **8**, 2475 (1972).
84. Y. Svetkin, N. Akmanova, and G. Karataeva, *Zh. Org. Khim.*, **8**, 2431

- (1972); J. Org. Chem. USSR (Engl. Transl.) **8**, 2478 (1972).
85. J. A. Damavandy and R. A. Y. Jones, J. Chem. Soc. Perkin Trans. 1, **1981**, 712.
86. A. Padwa, L. Fisera, K. F. Koehler, A. Rodriguez, and G. S. Wong, J. Org. Chem., **49**, 276 (1984).
87. D. Mukherjee, L. N. Domelsmith, K. N. Houk, J. Am. Chem. Soc., **100**, 1954 (1978).
88. C. M. Dicken and P. DeShong, J. Org. Chem., **47**, 2047 (1982).
89. P. DeShong, C. M. Dicken, R. R. Staib, A. J. Freyer, and S. M. Weinreb, J. Org. Chem., **47**, 4397 (1982).
90. G. Tacconi, P. P. Righetti, and G. Desimoni, J. Prakt. Chem., **322**, 679 (1980).
91. D. Dopp and M. Henseleit, Chem. Ber., **115**, 798 (1982).
92. O. Tsuge, M. Tashiro, and Y. Nishihara, Tetrahedron Lett., **1967**, 3769.
93. H. Horikawa, T. Nishitani, T. Iwasaki, and I. Inoue, Tetrahedron Lett., **24**, 2193 (1983).
94. H. Taniguchi, T. Ikeda, and E. Imota, Bull. Chem. Soc. Jpn., **51**, 1859 (1978).
95. T. Sasaki, S. Eguchi, and Y. Hirako, Tetrahedron, **32**, 437 (1976).
96. M. C. Aversa, G. Cum, G. Stagno d'Alcontres, and N. Vccella, J. Chem. Soc., Perkin Trans. 1, **1972**, 222.
97. M. Joucla, Tetrahedron, **29**, 2315 (1973).
98. B. G. Murray and A. F. Turner, J. Chem. Soc. (C), **1966**, 1338.
99. G. Bianchi, C. DeMicheli, and R. Gandolfi, J. Chem. Soc., Perkin Trans. 1, **1976**, 1518.
100. A. Padwa, K. F. Koehler, and A. Rodriguez, J. Am. Chem. Soc., **103**, 4974 (1981).
101. J. T. Bailey, I. Berger, R. Friary, and M. S. Puar, J. Org. Chem., **47**, 858 (1982).
102. T. Iwashita, T. Kusumi, and H. Kakisawa, Chem. Lett., **1979**, 1337.
103. F. Santer and G. Buyuk, Monatsh. Chem., **105**, 254 (1974).
104. D. Cristina, M. DeAmici, C. DeMicheli, and R. Gandolfi, Tetrahedron, **37**, 1349 (1981).
105. M. Jovela, J. Jammolin, and R. Carrie, Bull. Soc. Chim. Fr., **1973**, 3116.
106. D. St. C. Black, R. F. Crozier, and I. D. Rae, Aust. J. Chem., **31**, 2239 (1978).
107. M. Joucla and J. Hamelin, J. Chem. Res. (S), **1978**, 276.
108. N. Singh and K. Krishan, Indian J. Chem., **11**, 1076 (1973).
109. Y. Nomura, F. Furusaki, and Y. Takeuchi, Bull. Chem. Soc. Jpn., **43**,

- 1913 (1970).
110. Y. Nomura, F. Furusaki, and Y. Takeuchi, *Bull. Chem. Soc. Jpn.*, **40**, 1740 (1967).
111. M. Menard, P. Rivest, L. Morris, J. Meunier, and Y. G. Perron, *Can. J. Chem.*, **52**, 2316 (1974).
112. T. H. Chan and D. Massuda, *J. Am. Chem. Soc.*, **99**, 936 (1977).
113. E. Winterfeldt, W. Krohn, and H. Stracke, *Chem. Ber.*, **102**, 2346 (1969).
114. O. Tsuge and A. Turii, *Bull. Chem. Soc. Jpn.*, **49**, 1138 (1976).
115. J. C. Mason and G. Tennant, *J. Chem. Soc. Chem. Commun.*, **1972**, 218.
116. S. Takahashi, S. Hashimoto, and H. Kano, *Chem. Pharm. Bull.* **18**, 1176 (1970).
117. S. Takahashi and H. Kano, *Chem. Pharm. Bull.*, **16**, 527 (1968).
118. J. E. Baldwin, R. G. Puduserry, A. L. Oureshi, and B. Sklarz, *J. Am. Chem. Soc.*, **90**, 5325 (1968).
119. N. A. LeBel and J. J. Whang, *J. Am. Chem. Soc.*, **81**, 6334 (1959).
120. N. A. LeBel, *Trans. N. Y. Acad. Sci.*, **27**, 858 (1965).
121. A. Padwa, H. Ku, and A. Mazzu, *J. Org. Chem.*, **43**, 381 (1978).
122. M. Chandler and P. J. Parsons, *J. Chem. Soc., Chem. Commun.*, **1984**, 322.
123. P. Confalone and E. Huie, *J. Org. Chem.*, **48**, 2994 (1983).
124. N. A. LeBel, G. M. J. Slusarczuk, and L. A. Spurlock, *J. Am. Chem. Soc.*, **84**, 4360 (1962).
125. F. J. Vinick, I. E. Fengler, and H. W. Gschwend, *J. Org. Chem.*, **42**, 2936 (1977).
126. R. J. Ferrier, R. H. Furneaux, P. Prasit, and P. C. Tyler, *J. Chem. Soc., Perkin Trans. 1*, **1983**, 1621.
127. R. J. Ferrier and P. Prasit, *J. Chem. Soc., Chem. Commun.*, **1981**, 983.
128. T. Sasaki, S. Eguchi, and T. Suzuki, *J. Chem. Soc., Chem. Commun.*, **1979**, 506.
129. T. Sasaki, S. Eguchi, and T. Suzuki, *J. Org. Chem.*, **47**, 5250 (1982).
130. N. A. LeBel, N. D. Ojha, J. R. Menke, and R. J. Newland, *J. Org. Chem.*, **37**, 2896 (1972).
131. S. Eguchi, Y. Furukawa, T. Suzuki, K. Kondo, T. Sasaki, M. Honda, C. Katayama, and J. Tanaka, *J. Org. Chem.*, **50**, 1895 (1985).
132. W. Oppolzer and K. Keller, *Tetrahedron Lett.* **1970**, 1117.
133. N. A. LeBel and E. G. Banucci, *J. Org. Chem.*, **36**, 2440, (1971).
134. N. A. LeBel and E. Banucci, *J. Am. Chem. Soc.*, **92**, 5278 (1970).
135. M. L. Mihailovic, L. Lorenc, Z. Maksimovic, and J. Kalvoda, *Tetrahedron*,

- 29**, 2683 (1973).
136. T. Kusumi, S. Takahashi, Y. Sato, and H. Kakisawa, *Heterocycles*, **10**, 257 (1978).
137. S. Takahashi, T. Kusumi, Y. Sato, Y. Inouye, and H. Kakisawa, *Bull. Chem. Soc. Jpn.*, **54**, 1777 (1981).
138. R. Funk, L. Horcher, II, J. Daggett, and M. Hansen, *J. Org. Chem.*, **48**, 2632 (1983).
139. R. Funk and G. Bolton, *J. Org. Chem.*, **49**, 5021 (1984).
140. R. Brambilla, R. Friary, A. Ganguly, M. S. Puar, B. R. Sunday, J. J. Wright, K. D. Onan, and A. T. McPhail, *Tetrahedron*, **37**, 3615 (1981).
141. R. Brambilla, R. Friary, A. Ganguly, M. S. Puar, J. G. Topliss, and R. Watkins, *J. Org. Chem.*, **47**, 4137 (1982).
142. D. Mackay and K. N. Watson, *J. Chem. Soc., Chem. Commun.*, **1982**, 775, 777.
143. W. Oppolzer, S. Siles, R. Snowden, B. Bakker, and M. Petrzilka, *Tetrahedron Lett.*, **1979**, 4391.
144. P. N. Confalone, G. Pizzolato, D. L. Confalone, and M. R. Uskokovic, *J. Am. Chem. Soc.*, **100**, 6291 (1978).
145. P. N. Confalone, G. Pizzolato, D. L. Confalone, and M. R. Uskokovic, *J. Am. Chem. Soc.*, **102**, 1954 (1980).
146. E. G. Baggiolini, H. L. Lee, G. Pizzolato, and M. R. Uskokovic, *J. Am. Chem. Soc.*, **104**, 6460 (1982).
147. P. M. Wovkulich and M. R. Uskokovic, *J. Am. Chem. Soc.*, **103**, 3956 (1981).
148. W. Oppolzer and J. I. Grayson, *Helv. Chim. Acta*, **63**, 1706 (1980).
149. W. Oppolzer and M. Petzilka, *J. Am. Chem. Soc.*, **98**, 6722 (1976).
150. J. B. Bapat, D. S. Black, R. F. C. Brown, and C. Ichlov, *Aust. J. Chem.*, **25**, 2445 (1972).
151. J. J. Tufariello and E. J. Trybulski, *J. Chem. Soc., Chem. Commun.*, **1973**, 720.
152. J. J. Tufariello, G. B. Mullen, J. J. Tegeler, E. J. Trybulski, S. C. Wong, and S. A. Ali, *J. Am. Chem. Soc.*, **101**, 2435 (1979).
153. J. J. Tufariello, J. J. Tegeler, S. C. Wong, and S. Ali, *Tetrahedron Lett.*, **1978**, 1733.
154. E. Gossinger and B. Witkop, *Monatsh. Chem.*, **111**, 803 (1980).
155. T. Iwashita, T. Kusumi, and H. Kakisawa, *Chem. Lett.*, **1979**, 947.
156. M. A. Schwartz and G. C. Swanson, *J. Org. Chem.*, **44**, 953 (1979).
157. H. Otomasu, N. Takatsu, T. Honda, and T. Kametani, *Heterocycles*, **19**, 511 (1982).
158. H. Otomasu, N. Takatsu, T. Honda, and T. Kametani, *Tetrahedron*, **38**,

2627 (1982).

159. J. J. Tufariello and S. A. Ali, *Tetrahedron Lett.*, **1979**, 4445.
160. J. J. Tufariello and S. A. Ali, *J. Am. Chem. Soc.*, **101**, 7114 (1979).
161. T. Iwashita, M. Suzuki, T. Kusumi, and H. Kakisawa, *Chem. Lett.*, **1980**, 383.
162. J. J. Tufariello and J. P. Tette, *J. Chem Soc., Chem. Commun.*, **1971**, 469.
163. J. J. Tufariello and J. P. Tette, *J. Org. Chem.*, **40**, 3866 (1975).
164. J. J. Tufariello and G. E. Lee, *J. Am Chem. Soc.*, **102**, 373 (1980).
165. A. Takano and K. Shishido, *Heterocycles*, **19**, 1439 (1982).
166. For preliminary work, see S. Takano and K. Shishido, *J. Chem. Soc., Chem. Commun.*, **1981**, 940.
167. J. J. Tufariello, *Acc. Chem. Res.*, **12**, 396 (1979).
168. J. J. Tufariello and S. A. Ali, *Tetrahedron Lett.*, **1978**, 4647.
169. E. Dagne and N. Castagnoli, Jr., *J. Med. Chem.*, **15**, 356 (1972).
170. J. Hara, Y. Inouye, and H. Kakisawa, *Bull. Chem. Soc. Jpn.*, **54**, 3871 (1981).
171. R. V. Stevens and K. Albizati, *J. Chem. Soc., Chem. Commun.*, **1982**, 104.
172. T. Kametani, S.-P. Huang, A. Nakayama, and T. Honda, *J. Org. Chem.*, **47**, 2328 (1982).
173. A. D. Nikolaeva and V. S. Perekhod'ko, *J. Org. Chem. USSR (Engl. Transl.)*, **8**, 2297 (1972).
174. I. Bruning, R. Grashey, H. Hauck, R. Huisgen, and H. Seidl, *Org. Syn., Coll. Vol. 5*, J. Wiley, New York, 1973, p. 957.
175. S. Mzengeza and R. A. Whitney, *J. Chem. Soc., Chem. Commun.*, **1984**, 606.
176. J. E. Baldwin, A. K. Qureshi, and B. Sklarz, *J. Chem. Soc. (C)*, **1969**, 1073.
177. C. M. Tice and B. Ganem, *J. Org. Chem.*, **48**, 5048 (1983).
178. A. Vasella, *Helv. Chim. Acta*, **60**, 1273 (1977).
179. N. A. Akmanova and G. K. Kavyeva, *Khimiya Organ. Soedin. Azota.*, **1982**, 94. [C.A. **97**, 162875u (1980)].
180. C. Belzecki and I. Panfil, *J. Org. Chem.*, **44**, 1212 (1979).
181. Y. V. Svetkin and Y. R. Kolesnik, *Zh. Obshch. Khim.*, **52**, 907 (1982) [C.A., **97**, 72414p (1980)].
182. T. Sasaki, Japanese Patent 70, 34,586 [C.A., **74**, 76440s (1971)].
183. P. DeShong and J. M. Leginus, *J. Org. Chem.*, **49**, 3421 (1984).
184. N. Singh and P. S. Sethi, *Indian J. Chem.*, **13**, 990 (1975).

185. R. Paul and S. Tchelitcheff, *Bull. Soc. Chim. Fr.*, **1967**, 4180.
186. T. Sasaki and M. Ando, *Bull. Chem. Soc. Jpn.*, **41**, 2960 (1968).
187. N. Singh and S. Mohan, *J. Chem. Soc., Chem. Commun.*, **1968**, 787.
188. H. Basu and H. Schlenk, *Chem. Phys. Lipids*, **6**, 266 (1971).
189. P. D. Croce, C. La Rosa, R. Stradi, and M. Ballabio, *J. Heterocycl. Chem.*, **20**, 519 (1983).
190. T. F. Petrushina, V. N. Domrachev, and N. A. Akmanova, *Izv. Vyssh. Uchebn. Zaved., Khim. Khim. Tekhnol.*, **25**, 545 (1982) [*C.A.*, **97**, 127544p (1980)].
191. I. Ikeda, G. Takemoto, and S. Kemori, *Kogyo Kagaku Zasshi*, **74**, 220 (1971) [*C.A.*, **75**, 5766n (1971)].
192. R. Huisgen, R. Grashey, H. Seidl, and H. Hauck, *Chem. Ber.*, **101**, 2559 (1968).
193. T. Koizumi, H. Hirai, and E. Yoshii, *J. Org. Chem.*, **47**, 4005 (1982).
194. I. Panfil and C. Belzecki, *Pol. J. Chem.*, **55**, 977 (1981) [*C.A.*, **98**, 160619k (1981)].
195. C. Kashima, A. Tsuzuki, and T. Tajima, *J. Heterocycl. Chem.*, **21**, 201 (1984).
196. R. A. Jones and M. T. Marriott, *Heterocycles*, **14**, 185 (1980).
197. C. Belzecki and I. Panfil, *J. Chem. Soc., Chem. Commun.*, **1977**, 303.
198. P. DeShong and J. M. Leginus, *Tetrahedron Lett.*, **25**, 5355 (1984).
199. P. DeShong, C. M. Dicken, J. M. Leginus, and R. R. Whittle, *J. Am. Chem. Soc.*, **106**, 5598 (1984).
- 199a. P. DeShong, and J. M. Leginus, *J. Am. Chem. Soc.*, **105**, 1687 (1983).
200. T. Sasaki and T. Ohishi, *Bull. Chem. Soc. Jpn.*, **41**, 3012 (1968).
201. D. O. Spry, *J. Org. Chem.*, **40**, 2411 (1975).
202. N. A. Akmanova, K. F. Sagitdinova, and E. S. Balenkova, *Khim. Geterotsikl. Soedin.*, **9**, 1192 (1982) [*C.A.*, **97**, 216064z (1982)].
203. N. A. Akmanova, V. S. Anisimova, and Y. V. Svetkin, *Zh. Org. Khim.*, **93**, (1976) [*C.A.*, **88**, 152519f (1978)].
204. A. Vasella, *Helv. Chim. Acta*, **60**, 426 (1977).
205. L. I. Vasil'eva, G. S. Akimova, and V. N. Chistokletov, *Zh. Org. Khim.*, **20**, 148 (1984) [*C.A.*, **100**, 191768x (1983)].
206. J. Palmer, J. L. Roberts, P. S. Rutledge, and P. D. Woodgate, *Heterocycles*, **5**, 109 (1976).
207. P. M. Wovkulich, F. Barcelos, A. D. Batcho, J. F. Sereno, E. G. Baggiolini, B. M. Hennessy, and M. R. Uskokovic, *Tetrahedron*, **40**, 2283 (1984).
208. R. Huisgen, H. Hauck, R. Grashey, and H. Seidl, *Chem. Ber.*, **102**, 736

- (1969).
209. M. M. Joucla and J. Hamelin, *C. R. Acad. Sci. Paris*, **273**, 769 (1971).
210. E. Abad, J. Fayn, B. Bertaina, and A. Cambon, *J. Fluorine Chem.*, **25**, 453 (1984).
211. K. Tada, T. Yamada, and F. Toda, *Bull. Chem. Soc. Jpn.*, **51**, 1839 (1978).
212. M. Joucla, F. Tonnard, D. Gree, and J. Hamelin, *J. Chem. Res.*, **1978**, 240.
213. P. G. De Benedetti, S. Quartieri, and A. Rastelli, *J. Chem. Soc., Perkin Trans. 2*, **1982**, 95.
214. S. M. Yarnal and V. V. Badiger, *J. Indian Chem. Soc.*, **48**, 453 (1971).
215. J. W. Lown and B. E. Landberg, *Can. J. Chem.*, **52**, 798 (1974).
216. A. Monpert, J. Martelli, and R. Gree, *J. Organomet. Chem.*, **210**, C45 (1981).
217. G. W. Griffin, D. C. Lankin, N. S. Bhacca, H. Terasawa, and R. K. Sehgal, *Tetrahedron Lett.*, **23**, 2753 (1982).
218. M. Joucla, J. Hamelin, and R. Carrie, *Bull. Soc. Chim. Fr.*, **1973**, 3116.
219. G. Schmidt, H. Starcke, and E. Winterfeldt, *Chem. Ber.*, **103**, 3196 (1970).
220. O. Tsuge, K. Ueno, and S. Kanemasa, *Chem. Lett.*, **5**, 797 (1984).
221. P. Kulsa and C. Rooney, German Patent 2,100,242 (1971) [C.A., **75**, 110312j (1971)].
222. G. Biaanchi, C. de Micheli, and R. Gandolfi, *J. Chem. Soc. Perkin Trans. 1*, **1976**, 1518.
223. L. Fisera, M. Dandarova, J. Kovac, A. Gaplovsky, J. Patus, and I. Goljer, *Collect. Czech. Chem. Commun.*, **47**, 523 (1982).
224. L. Fisera, J. Kovac, J. Patus, and P. Mesko, *Chem. Zvesti*, **37**, 821 (1983) [C.A., **100**, 156526v (1983)].
225. Y. Iwakura, K. Uno, and T. Hongu, *Bull. Chem. Soc. Jpn.*, **42**, 2882 (1969).
226. Y. D. Samuilov, S. E. Solov'eva, T. F. Girutskaya, and A. I. Konovalov, *J. Org. Khim.*, **14**, 1693 (1978); *J. Org. Chem. USSR (Engl. Transl.)*, **14**, 1579 (1978).
227. Y. Iwakura, K. Uno, S. Hong, and T. Hongu, *Bull. Chem. Soc. Jpn.*, **45**, 192 (1972).
228. V. D. Kiselev, D. G. Khuzyasheva, and A. I. Konovalov, *Zh. Org. Khim.*, **19**, 884 (1983); [C.A., **99**, 53651p (1983)].
229. K. Krishan and B. Singh, *Indian J. Chem.*, **23B**, 620 (1984).
230. A. Bened, R. Durand, D. Pioch, and P. Geneste, *J. Chem. Soc., Perkin Trans. 2*, **1984**, 1.

231. L. Fisera, M. Dandarova, J. Kovac, P. Mesko, and A. Krutosikova, *Collect. Czech. Chem. Commun.*, **46**, 2421 (1981).
232. R. R. Fraser and Y. S. Lin, *Can. J. Chem.*, **46**, 801 (1968).
233. L. Fisera, J. Kovac, J. Patas, and D. Pavlovic, *Coll. Czech. Chem. Commun.*, **48**, 1048 (1982).
234. D. N. Reinhoudt and C. G. Kouwenhoven, *Tetrahedron Lett.*, **25**, 2163 (1974).
235. D. Cristina and C. De Micheli, *J. Chem. Soc., Perkin Trans. 1*, **1979**, 2891.
236. H. Taniguchi, T. Ikeda, Y. Yoshida, and E. Imoto, *Bull. Chem. Soc. Jpn.*, **50**, 2694 (1977).
237. G. Bianchi, A. Gamba, and R. Gandolfi, *Tetrahedron*, **28**, 1601 (1972).
238. T. Sasaki, T. Manabe, and S. Nishida, *J. Org. Chem.*, **45**, 479 (1980).
239. T. Sasaki, K. Hayakawa, T. Manabe, and S. Nishida, *J. Am. Chem. Soc.*, **103**, 565 (1981).
240. N. A. Akmanova, Kh. F. Sagitdinova, A. I. Popenova, V. N. Domrachev, and E. S. Balenkova, *Khim. Geterotsikl. Soedin.*, **10**, 1316 (1982) [*C.A.*, **98**, 89222t (1982)].
241. N. N. Magdesieva and T. A. Sergeeva, *Zh. Org. Khim.*, **20**, 1598 (1984), *J. Org. Chem., USSR (Engl. Transl.)*, **1985**, 1454.
242. M. C. Aversa, G. Cum, P. D. Giannetto, G. Romeo, and N. Uccella, *J. Chem. Soc., Perkin Trans. 1*, **1974**, 209.
243. O. Tsuge and I. Shinkai, *Tetrahedron Lett.*, **1970**, 3847.
244. C. De Michell, A. G. Invernizzi, R. Gandolfi, and L. Scevola, *J. Chem. Soc., Chem. Commun.*, **1976**, 246.
245. A. Bened, R. Durand, D. Pioch, and P. Geneste, *J. Org. Chem.*, **46**, 3502 (1981).
246. T. Sasaki and S. Eguchi, *J. Org. Chem.*, **33**, 4389 (1968).
247. T. Minami, T. Hanamoto, and I. Hirao, *J. Org. Chem.*, **50**, 1278 (1985).
248. L. Fisera, J. Kovac, J. Poliacikova, and J. Lesko, *Monatsh. Chem.*, **111**, 909 (1980).
249. L. Fisera, J. Kovac, and J. Poliacikova, *Heterocycles*, **12**, 1005 (1979).
250. L. Fisera, J. Lesko, M. Dandarova, and J. Kovac, *Collect. Czech. Chem. Commun.*, **45**, 3546 (1980).
251. M. J. Green, R. L. Tiberi, R. Friary, B. N. Lutsky, J. Berkenkoph, X. Fernandex, and M. Monahan, *J. Med. Chem.*, **25**, 1492 (1982).
252. A. V. Prosyanyk, A. I. Mishchenko, A. B. Zolotoi, and N. L. Zaichenko, *Izv. Akad. Nauk SSSR, Ser. Khim.*, **9**, 2050 (1982) [*C.A.*, **98**, 52774y (1981)].
253. A. Lablache-Combier and M. L. Villaume, *Tetrahedron*, **24**, 6951 (1968).

254. A. Lablache-Combier and M. Villaume, *Tetrahedron Lett.*, **49**, 4959 (1967).
255. D. A. Kerr and D. A. Wilson, *J. Chem. Soc.*, **1970**, 1718.
256. S. Murahashi, H. Mitsui, T. Watanabe, and S. Zenki, *Tetrahedron Lett.*, **24**, 1049 (1983).
257. J. J. Tufariello, H. Meckler, K. Pushpananda, and A. Senaratne, *J. Am. Chem. Soc.*, **106**, 7979 (1984).
258. E. Roeder, H. Wiedenfeld, and E. J. Jost, *Arch. Pharm.*, **317**, 403 (1984).
259. H. Iida, Y. Watanabe, and C. Kibayashi, *Chem. Lett.*, **1983**, 1195.
260. H. Iida, Y. Watanabe, M. Tanaka, and C. Kibayashi, *J. Org. Chem.*, **49**, 2412 (1984).
261. H. Iida, M. Tanaka, and C. Kibayashi, *J. Chem. Soc., Chem. Commun.*, **1983**, 1143.
262. K. Shishido, K. Tanaka, K. Fukumoto, and T. Kametani, *Tetrahedron Lett.*, **24**, 2783 (1983).
263. J. E. Baldwin, M. F. Chan, G. Gallacher, P. Monk, and K. Prout, *J. Chem. Soc., Chem. Commun.*, **1983**, 250.
264. S. P. Ashburn and R. M. Coates, *J. Org. Chem.*, **49**, 3127 (1984).
265. H. Schneider, *Helv. Chim. Acta*, **65**, 726 (1982).
266. D. Dopp, C. Kruger, G. Makedakis, and A. M. Nour-el-Din, *Chem. Ber.*, **118**, 510 (1985).
267. M. C. Aversa, P. Giannetto, and A. Ferlazzo, *J. Chem. Soc., Perkin Trans. 1*, **1982**, 2701.
268. T. Iwashita, T. Kusumi, and H. Kakisawa, *J. Org. Chem.*, **47**, 230 (1982).
269. H. Oinuma, S. Dan, and H. Kakisawa, *J. Chem. Soc., Chem. Commun.*, **1983**, 654.
270. J. B. Hendrickson and D. A. Pearson, *Tetrahedron Lett.*, **24**, 4657 (1983).
271. R. Commisso, A. C. Coda, G. Desimoni, P. P. Righetti, and G. Tacconi, *Gazz. Chim. Ital.*, **112**, 483 (1982).
272. A. F. Gettins, D. P. Stokes, G. A. Taylor, and C. B. Judge, *J. Chem. Soc., Perkin Trans. 1*, **1977**, 1849.
273. M. L. M. Pennings and D. N. Reinhoudt, *J. Org. Chem.*, **48**, 4043 (1983).
274. M. L. M. Pennings, G. Okay, D. N. Reinhoudt, S. Harkems, and G. J. van Hummel, *J. Org. Chem.*, **47**, 4413 (1982).
275. R. Huisgen and K. Niklas, *Heterocycles*, **22**, 21 (1984).
276. J. P. Freeman, D. J. Duchamp, C. G. Chidester, G. Slomp, J. Szmuszkovicz, and M. Raban, *J. Am. Chem. Soc.*, **104**, 1380 (1982).
277. H. Gnichtel and B. P. Cau, *Justus Liebigs Ann. Chem.*, **1982**, 2223.

278. A. Vasella and R. Voeffray, J. Chem. Soc., Chem. Commun., **1981**, 97.
279. A. Vasella and R. Voeffray, Helv. Chim. Acta, **65**, 1953 (1982).
280. A. Vasella, R. Voeffray, J. Pless, and R. Huguenin, Helv. Chim. Acta, **66**, 1241 (1983).
281. H. Hart and D. Ok, Tetrahedron Lett., **25**, 2073 (1984).
282. T. Sasaki, S. Eguchi, and Y. Hirako, Tetrahedron Lett., **7**, 541 (1976).
283. F. De Sarlo, A. Brandi, and A. Guarna, J. Chem. Soc., Perkin Trans. 1, **1982**, 1395.
284. V. G. Manecke and J. Klawitter, Makromol. Chem., **108**, 292 (1967).
285. T. Motomiya and Y. Iwakura, Japanese Patent 71 00,025 (1971) [C.A., **75**, 6600r (1971)].
286. V. G. Manecke and J. Klawitter, Macromol. Chem., **142**, 253 (1971).
287. B. Snider and C. Cartaya-Marin, J. Org. Chem., **49**, 1688 (1984).
288. H. Mitsui, S. Zenki, T. Shiota, and S. Murahashi, J. Chem. Soc., Chem. Commun., **1984**, 874.
289. E. Gossinger, R. Imhof, and H. Wehrli, Helv. Chim. Acta, **58**, 96 (1975).
290. J. J. Tufariello and E. J. Trybulski, J. Org. Chem., **79**, 3378 (1974).
291. A. Toy and W. J. Thompson, Tetrahedron Lett., **25**, 3533, (1984).
292. B. Bernet and A. Vasella, Helv. Chim. Acta, **62**, 2411 (1979).
293. B. Bernet and A. Vasella, Helv. Chim. Acta, **62**, 1990 (1979).
294. J. E. Baldwin, D. H. R. Barton, J. J. A. Gutteridge, and R. J. Martin, J. Chem. Soc. (C), **1971**, 2184.
295. M. Schwartz and A. Willbrand, J. Org. Chem., **50**, 1359 (1985).
296. W. Oppolzer and H. P. Weber, Tetrahedron Lett., **1970**, 1121.
297. W. Oppolzer and K. Keller, Tetrahedron Lett., **1970**, 4313.
298. W. Oppolzer, J. J. Grayson, H. Wegmann, and M. Urrea, Tetrahedron, **39**, 3695 (1983).
299. A. Kozikowski and P. Stein, J. Am. Chem. Soc., **107**, 2569 (1985).